

# Supplementary Material

## THE PPAR $\Omega$ POCKET: RENEWED OPPORTUNITIES FOR DRUG DEVELOPMENT

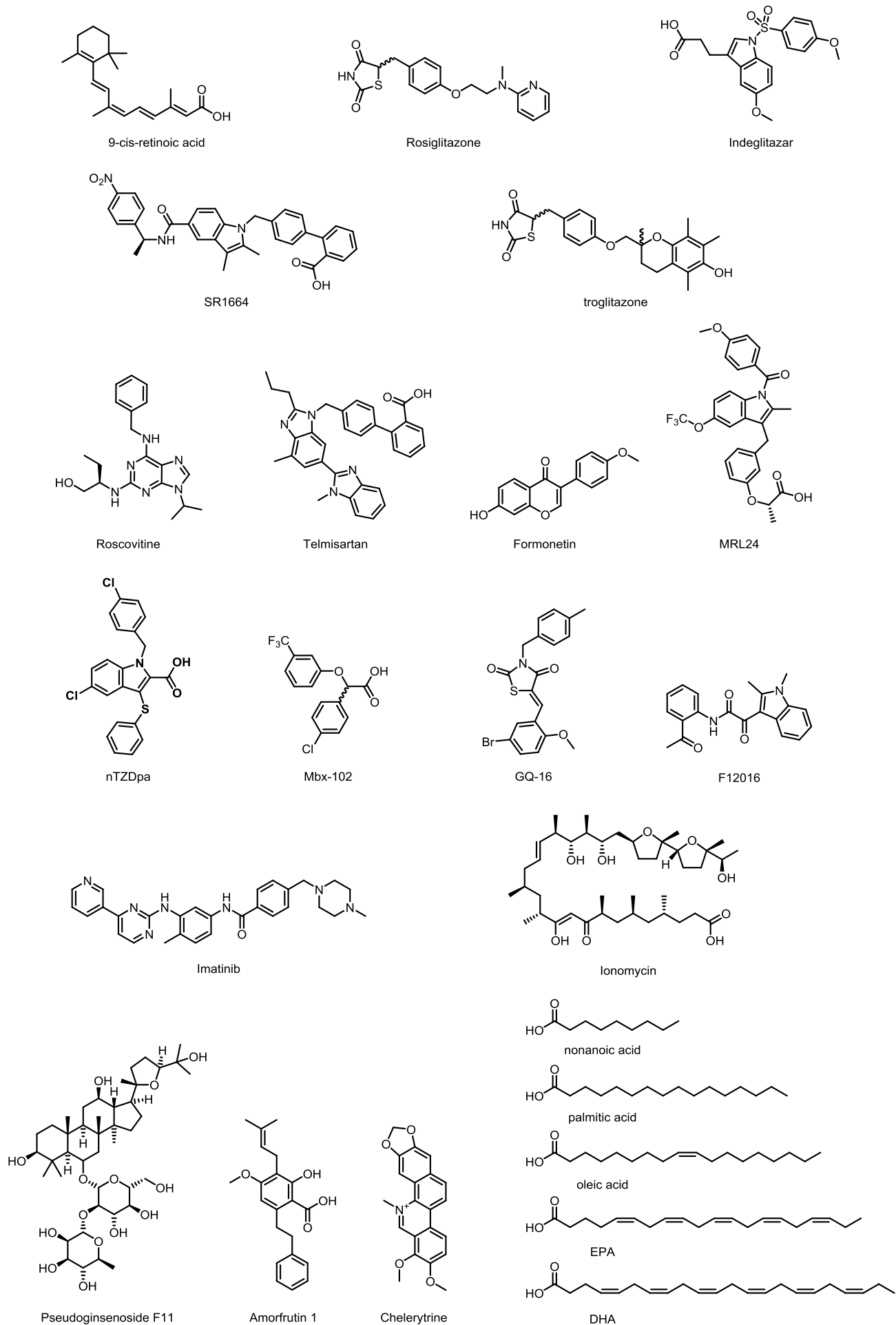
Åsmund Kaupang,<sup>a\*</sup> and Trond Vidar Hansen<sup>a</sup>

---

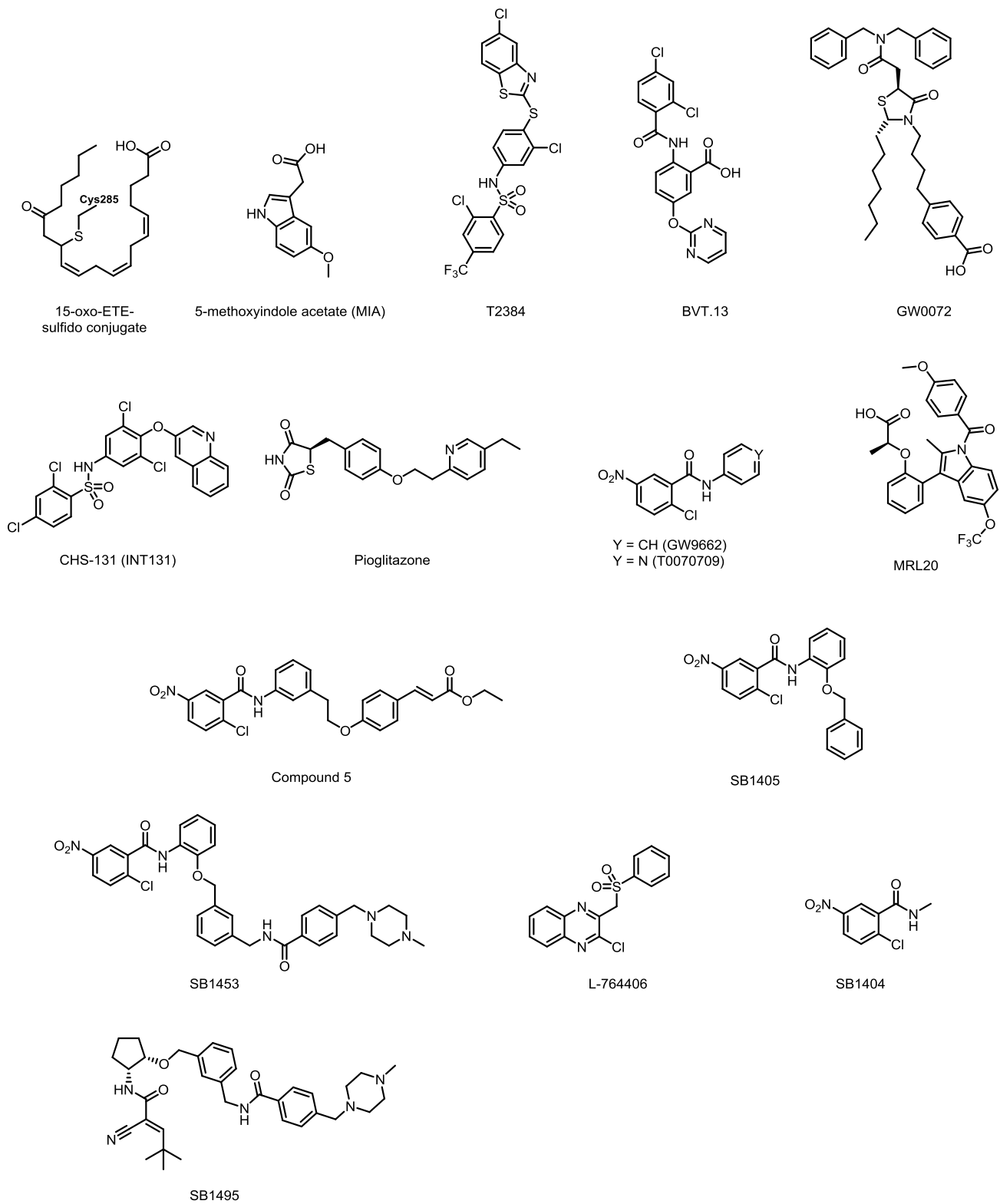
<sup>a</sup>Section for Pharmaceutical Chemistry, Department of Pharmacy, University of Oslo, 0316 Oslo, Norway.

\*Corresponding author; Tel.: +47 22 85 65 09; E-mail: [asmund.kaupang@farmasi.uio.no](mailto:asmund.kaupang@farmasi.uio.no), [asmundkaupang@gmx.com](mailto:asmundkaupang@gmx.com)

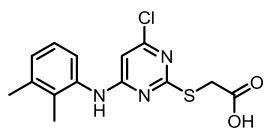
---



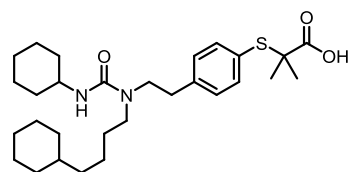
**Figure S1.** Chemical structures of PPAR $\gamma$  ligands and the Cdk inhibitor roscovitine.



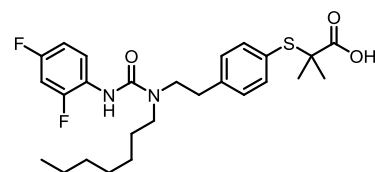
**Figure S2.** Chemical structures of PPAR $\gamma$  ligands.



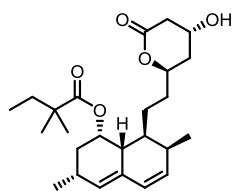
WY14643 (pirinixic acid)



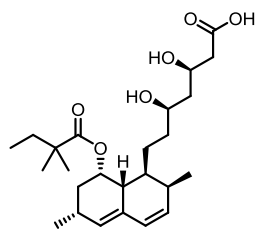
GW7647



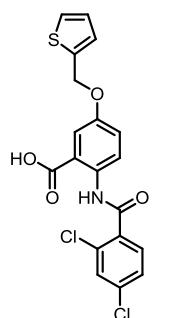
GW9578



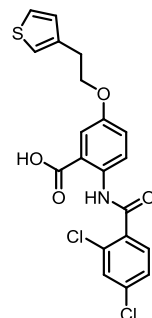
Simvastatin  
( $\delta$ -lactone form)



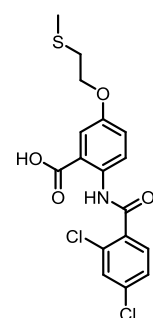
Simvastatin  
( $\beta,\delta$ -dihydroxy acid form)



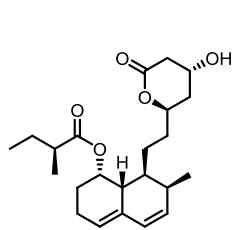
BVT.762 (Cpd. 5a)



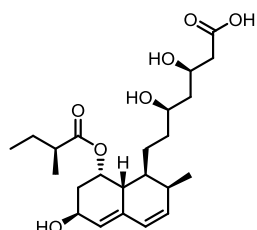
BVT.763 (Cpd. 5b)



Compound 5d

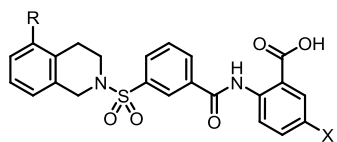


Mevastatin

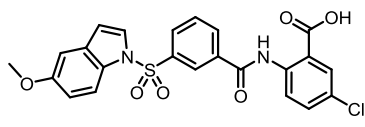


Pravastatin

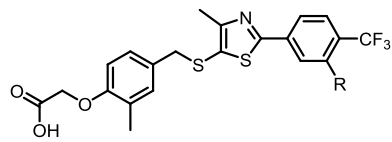
**Figure S3.** Chemical structures of PPAR $\alpha$  ligands.



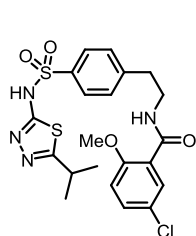
X = R = H (GW9371)  
 X = Cl, R = COOH (Compound 13)  
 X = Cl, R = OCH<sub>2</sub>COOH (Compound 14)



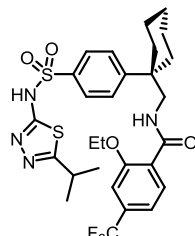
Compound 34



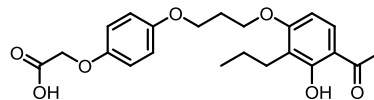
R = H (GW501516)  
 R = F (GW0742)



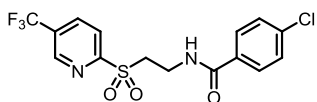
Compound 6



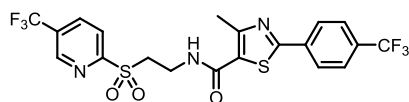
Compound 11j



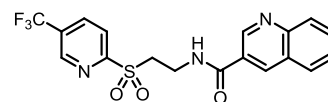
L-165,041



GSK3787



CC618



Compound 37

**Figure S4.** Chemical structures of PPARβ/δ ligands.