Figure S5

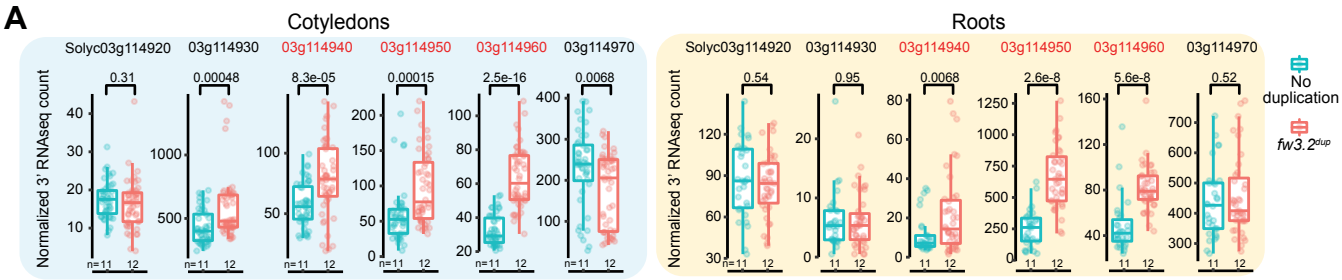

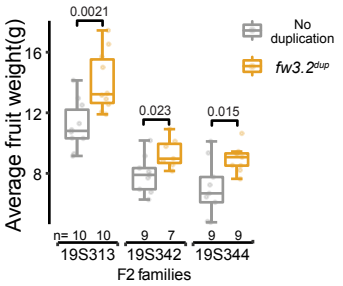

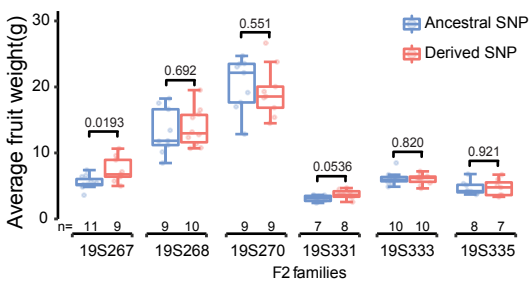

D

	Population	Parents	Known Fruit weight QTLs					
			fw2.2	*lc*	*fw11.3*	*fas*	M9 SNP	*fw3.2dup*
F2 population segregating fw3.2dup	19S313	BGV008189	3	1	3	3	1	no
		BGV007894	3	1	3	3	1	yes
	19S269	BGV007990	1	1	3	3	1	no
		BGV014514	1	1	3	3	1	yes
	19S342	BGV008221	3	3	1	3	1	no
		BGV012639	3	3	1	3	1	yes
	19S344	BGV008041	1	3	3	3	1	no
		BGV006234	1	3	3	3	1	yes
F2 population segregating M9 SNP	19S267	BGV008041	1	3	3	3	1	no
		CATIE-11106/1	1	3	3	3	3	no
	19S268	BGV008041	1	3	3	3	1	no
		BGV012627	1	3	3	3	3	no
	19S270	BGV007990	1	1	3	3	1	no
		BGV014515	1	1	3	3	3	no
	19S331	BGV008189	3	1	3	3	1	no
		BGV006775	3	1	3	3	3	no
	19S333	BGV008221	3	3	1	3	1	no
		BGV007920	3	3	1	3	3	no
	19S335	BGV008221	3	3	1	3	1	no
		BGV012613	3	3	1	3	3	no

1 is reference allele and 3 is alternative allele

E

T0 plant	T0-2	T0-4	T0-13
Alleles	~400bp deletion	~400bp deletion	~400bp deletion
	1bp deletion at g1 (pre-mature stop codon)	inversion between g1 and g4	14bp deletion at g1
	inversion between g1 and g4		

G

F1 plant (C)	1924-9	1-5
Alleles	*slkluh* CR-1	*slkluh* CR-1
	slkluh CR-4	*slkluh* CR-4
	slkluh CR-5	*slkluh* CR-5
	spkluh CR-1	*spkluh* CR-2

F

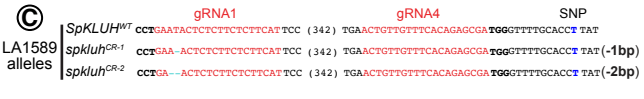

H

F1 plant (B)	1-6	1-8	2-4	3-2	3-7	3-8	5-2	1925-2
Alleles	*slkluh* CR-1	*slkluh* CR-2	*slkluh* CR-1	*slkluh* CR-2	*slkluh* CR-4	*slkluh* CR-1	*slkluh* CR-1	*slkluh* CR-1
	slkluh CR-4	*slkluh* CR-3	*slkluh* CR-2	*slkluh* CR-3	*slkluh* CR-5	*slkluh* CR-3	*slkluh* CR-5	*slkluh* CR-4
	slkluh CR-5	*SpKLUH* WT	*SpKLUH* WT	*SpKLUH* WT	*SpKLUH* WT	*SpKLUH* WT	*SpKLUH* WT	*slkluh* CR-5
	SpKLUH WT							*SpKLUH* WT