

# BMJ Open

BMJ Open is committed to open peer review. As part of this commitment we make the peer review history of every article we publish publicly available.

When an article is published we post the peer reviewers' comments and the authors' responses online. We also post the versions of the paper that were used during peer review. These are the versions that the peer review comments apply to.

The versions of the paper that follow are the versions that were submitted during the peer review process. They are not the versions of record or the final published versions. They should not be cited or distributed as the published version of this manuscript.

BMJ Open is an open access journal and the full, final, typeset and author-corrected version of record of the manuscript is available on our site with no access controls, subscription charges or pay-per-view fees (<http://bmjopen.bmj.com>).

If you have any questions on BMJ Open's open peer review process please email [info.bmjopen@bmj.com](mailto:info.bmjopen@bmj.com)

# BMJ Open

## Predicting the risk of asthma attacks in adolescents and adults: protocol for a machine learning algorithm derived from a primary care-based retrospective cohort

Journal:	<i>BMJ Open</i>
Manuscript ID	bmjopen-2019-036099
Article Type:	Protocol
Date Submitted by the Author:	29-Nov-2019
Complete List of Authors:	Hussain, Zain; The University of Edinburgh Usher Institute of Population Health Sciences and Informatics Shah, Syed Ahmar; The University of Edinburgh Usher Institute of Population Health Sciences and Informatics, Mukherjee, Mome; The University of Edinburgh, Asthma UK Centre for Applied Research (AUKCAR), Centre for Medical Informatics, Usher Institute of Population Health Sciences and Informatics Sheikh, Aziz; University of Edinburgh, Division of Community Health Sciences
Keywords:	Health informatics < BIOTECHNOLOGY & BIOINFORMATICS, PUBLIC HEALTH, Epidemiology < THORACIC MEDICINE

SCHOLARONE™  
Manuscripts



I, the Submitting Author has the right to grant and does grant on behalf of all authors of the Work (as defined in the below author licence), an exclusive licence and/or a non-exclusive licence for contributions from authors who are: i) UK Crown employees; ii) where BMJ has agreed a CC-BY licence shall apply, and/or iii) in accordance with the terms applicable for US Federal Government officers or employees acting as part of their official duties; on a worldwide, perpetual, irrevocable, royalty-free basis to BMJ Publishing Group Ltd ("BMJ") its licensees and where the relevant Journal is co-owned by BMJ to the co-owners of the Journal, to publish the Work in this journal and any other BMJ products and to exploit all rights, as set out in our [licence](#).

The Submitting Author accepts and understands that any supply made under these terms is made by BMJ to the Submitting Author unless you are acting as an employee on behalf of your employer or a postgraduate student of an affiliated institution which is paying any applicable article publishing charge ("APC") for Open Access articles. Where the Submitting Author wishes to make the Work available on an Open Access basis (and intends to pay the relevant APC), the terms of reuse of such Open Access shall be governed by a Creative Commons licence – details of these licences and which [Creative Commons](#) licence will apply to this Work are set out in our licence referred to above.

Other than as permitted in any relevant BMJ Author's Self Archiving Policies, I confirm this Work has not been accepted for publication elsewhere, is not being considered for publication elsewhere and does not duplicate material already published. I confirm all authors consent to publication of this Work and authorise the granting of this licence.

1  
2  
3  
4 **Predicting the risk of asthma attacks in adolescents and**  
5 **adults: protocol for a machine learning algorithm derived from**  
6 **a primary care-based retrospective cohort**  
7  
8  
9  
10  
11

12 Zain U. Hussain<sup>1</sup>, Syed Ahmar Shah<sup>1</sup>, Mome Mukherjee<sup>1,2</sup>, Aziz Sheikh<sup>1,2</sup>

13 <sup>1</sup>*Asthma UK Centre for Applied Research, Usher, The University of Edinburgh, Edinburgh, UK*

14 <sup>2</sup>*Health Data Research UK*

15  
16  
17  
18  
19  
20  
21  
22 Address for correspondence:

23  
24 Syed Ahmar Shah  
25 Usher Institute  
26 The University of Edinburgh  
27 NINE Edinburgh BioQuarter, 9 Little France Road, Edinburgh EH16 4UX  
28 Email: ahmar.shah@ed.ac.uk  
29

30  
31 Word Count: 2502

32  
33  
34 Keywords: asthma attacks; asthma exacerbations; predict; machine learning; primary care;  
35 respiratory; prognostic tool; OPCRD; novelty detection  
36  
37  
38  
39  
40  
41  
42  
43  
44  
45  
46  
47  
48  
49  
50  
51  
52  
53  
54  
55  
56  
57  
58  
59  
60

1  
2  
3 **Introduction:** Most asthma attacks and subsequent deaths are potentially preventable. We aim to  
4 develop a prognostic tool for identifying patients at high risk of asthma attacks in primary care by  
5 leveraging advances in machine learning.  
6  
7  
8

9  
10  
11 **Methods and Analysis:** Current prognostic tools use logistic regression to develop a risk scoring  
12 model for asthma attacks. We propose to build on this by systematically applying various well-  
13 known machine learning techniques to a large longitudinal de-identified primary care database, the  
14 Optimum Patient Care Research Database (OPCRD), and comparatively evaluate their  
15 performance with the existing logistic regression model and against each other. Machine learning  
16 algorithms vary in their predictive abilities based on the dataset and the approach to analysis  
17 employed. We will undertake feature selection, classification (both one-class and two-class  
18 classifiers) and performance evaluation. Patients who have had actively treated clinician-diagnosed  
19 asthma, aged 12-80 years and with three years of continuous data, from 2016-18, will be selected.  
20 Risk factors will be obtained from the first year, whilst the next two years will form the outcome  
21 period, in which the primary endpoint will be the occurrence of an asthma attack.  
22  
23  
24  
25  
26  
27  
28  
29  
30  
31  
32  
33  
34  
35

36  
37 **Ethics and Dissemination:** We have obtained approval from OPCRD's Anonymous Data  
38 Ethics Protocols and Transparency (ADEPT) Committee. We will seek ethics approval from The  
39 University of Edinburgh's Research Ethics Group (UREG). We aim to present our findings at  
40 scientific conferences and in peer-reviewed journals.  
41  
42  
43  
44  
45  
46  
47  
48  
49  
50  
51  
52  
53  
54  
55  
56  
57  
58  
59  
60

1  
2  
3 **Article Summary:**  
4

5 **Strengths and Limitations of this study:**  
6

- 7
- 8 - Comparison of a variety of machine learning approaches with a logistic regression model to  
9 develop a prognostic tool for predicting asthma attacks will be done
  - 10 - First study to apply novelty detection (a one-class classifier) for predicting asthma attacks  
11 using primary care data
  - 12 - Standardised performance evaluation measures will be used when comparing machine  
13 learning algorithms
  - 14 - A very large national primary care dataset will be utilised, with a population of people with  
15 asthma, which will increase the likelihood that results will be generalisable
  - 16 - Some potentially important risk factors, such as inhaler technique and allergen exposure are  
17 absent from this database, and we will not be validating this work against another dataset.  
18
- 19  
20  
21  
22  
23  
24  
25  
26  
27  
28  
29  
30  
31  
32  
33  
34  
35  
36  
37  
38  
39  
40  
41  
42  
43  
44  
45  
46  
47  
48  
49  
50  
51  
52  
53  
54  
55  
56  
57  
58  
59  
60

## Introduction

Asthma is a common and heterogeneous disease that affects approximately 300 million people worldwide; in most parts of the world its prevalence is growing or remaining stable at best<sup>1</sup>. Around 180,000 deaths are attributed to asthma per year, the majority of which are preventable. Asthma attacks (also termed asthma exacerbations) can affect people with asthma of any age, ethnicity and severity. In the United Kingdom, there are each year at least 6.3m primary care consultations, 93,000 hospital in-patients episodes and 1400 deaths have been attributed to asthma, costing the UK public sector over £1.1 billion<sup>2</sup>.

Asthma is a variable condition. Most people with asthma thus have long periods where they are either asymptomatic or experience only relatively mild symptoms and then experience asthma attacks, which may prove life threatening. Asthma self-management plans aim to support patients/carers in identifying when asthma control is deteriorating and then encouraging patients to modify treatment accordingly to improve asthma control. This is at present largely a qualitative process as there is no widely used algorithm to help predict the risk of an asthma attack.

The limited existing body of evidence on this subject reveals that most investigators have employed univariate regression modelling to identify one or more risk factors for asthma attacks. Such studies assess the independent contribution of each of several factors, and do not determine the predictive performance of an optimal combination of factors in individual patients. In contrast, a limited number of studies have attempted to combine various risk factors in order to develop a risk scoring algorithm. A comprehensive systematic review by Loymans et al.<sup>3</sup> aimed to identify and critically appraise predictive models which assess future risk of asthma attacks. They were able to identify 24 models from 12 studies, using a search up to April 2017, in which multiple factors (referred to as predictors henceforth) were accounted for and predictive performances were evaluated. They concluded that a generalisable model for predicting severe attacks is feasible,

1  
2  
3 as the predictive properties of most models were comparable in two distinct validation  
4 populations, and that there is scope for improved performances. A major limitation of the studies  
5 reviewed was the small population size. Except one study<sup>4</sup>, all studies reviewed had a population  
6 size of less than 8,000, and consequently a low number of asthma attacks. Variations in model  
7 performance was attributed to design methodologies, reporting and differences in asthma  
8 outcomes. The definition of an asthma attack varied between studies, with some using just one, or  
9 combination, of the following: prescription of oral corticosteroids, attending the accident and  
10 emergency department and/or hospital admission for asthma. The definition of uncontrolled  
11 asthma also varied, with some studies using subjective measures, such as data in patient diaries.  
12 We have identified Blakey et al.<sup>5</sup> as our benchmark study (excluded from Loymans et al. for  
13 reporting relative risk rather than absolute risk), as it successfully addresses many of our  
14 aforementioned limitations associated with developing a risk score. This study effectively identified  
15 patients at risk of recurrent attacks using the OPCR database, which contained longitudinal  
16 medical records of 118,819 asthma patients, and was broadly representative of the general asthma  
17 population in the UK. Various predictors (or features) for attacks were identified and evaluated  
18 using logistic regression - building on the work by Price et al.<sup>6</sup> - and entered into a multivariate  
19 logistic regression analysis with feature selection using backward elimination, based on the  
20 importance of individual features. The resultant risk score for recurrent attacks over a two-year  
21 outcome period, was used to develop an online asthma risk prediction tool for research and clinical  
22 purposes<sup>7</sup>. There is however a need to build on this study, as it only utilised logistic regression,  
23 which has been shown to be a poor classifier in cases of class imbalance (i.e. disproportionate ratio  
24 of event vs no event data) which is the case for asthma attacks in a population<sup>8</sup>. In addition, logistic  
25 regression is a two-class classifier (i.e. it requires reasonable number of samples of both classes to  
26 adequately model the data). Two class-classifiers are the most common approach and all previous  
27 studies have attempted to model asthma attack using a two-class classifier. However, in situations  
28 where an event is rare (such as asthma attacks in this study), novelty detection (one-class classifier)



1  
2  
3 can perform better as it only requires examples of one class that is common (in our case, it would  
4 be the periods over which an individual had no asthma attacks) to build a model. While novelty  
5 detection has been applied in several healthcare applications such as detection of masses in  
6 mammograms<sup>9</sup>, condition monitoring of patients in ICU<sup>10</sup> and identification of children with  
7 infection<sup>11</sup>, we are not aware of any previous study that has applied novelty detection for the  
8 prediction of asthma attacks.  
9

10  
11  
12 Since machine learning algorithms vary in their predictive abilities dependent on the underlying  
13 application and distribution of data, a range of methodologies need to be employed and compared  
14 in an attempt to improve performance.  
15  
16

## 17 18 19 20 21 22 23 24 25 26 27 28 Research Aim

29  
30 We propose leveraging advancements in machine learning by systematically evaluating different  
31 modelling approaches, to develop a prognostic tool for asthma attacks that is an improvement  
32 over the current state-of-the-art logistic regression-based approach<sup>6</sup>.  
33  
34

35 Specifically, we aim to:

- 36  
37  
38 1. Identify significant risk factors associated with asthma attacks in adolescents and adults  
39 (aged 12-80 years), and appropriately select these for inclusion in our analysis.  
40  
41
- 42  
43 2. Systematically apply several machine learning algorithms (both one-class classifier and two-  
44 class classifiers) to predict the risk of asthma attacks, over 3-, 6-, 12- and 24-month  
45 outcome periods.  
46  
47  
48
- 49  
50 3. Comparatively evaluate performances of these predictive models with each other and  
51 against the benchmark logistic regression model, to identify which is the most accurate.  
52  
53  
54

## 55 56 57 58 59 60 **Methods**

*Figure 1: flowchart of proposed steps in the methodology.*

1  
2  
3 Once the data has been extracted, it will be divided into training and testing sets, using k-fold cross  
4 validation. The training data will then be used to develop a risk prediction model. The key steps  
5 for developing this model are feature selection and training a classifier model. The trained classifier  
6 will then be tested on the remaining data (the testing set) for validation. It is important to point  
7 out that some methods combine feature selection and classifier within a single step known as  
8 embedded methods (hence the dashed line combining feature selection with classifier).  
9  
10  
11  
12  
13  
14  
15  
16  
17  
18

19 **Study design and population:**

20  
21 We will conduct a retrospective cohort study, using OPCR, a longitudinal de-identified primary  
22 care database of over 6.3 million patients from over 700 general practices in the UK. The medical  
23 record data for each patient will include demographic information, disease diagnoses in the form  
24 of Read codes, drug prescriptions, medical test results, and hospitalisation information. The three  
25 most recent years of continuous data for each patient will be analysed, from which one year will  
26 be for baseline characterisation, and the other two will form the outcome data.  
27  
28  
29  
30  
31  
32  
33  
34  
35  
36

37 The study population will consist of patients with actively treated asthma (“asthma diagnostic”  
38 Read codes prior to study commencing, and a current asthma prescription), aged 12-80 years and  
39 with three or more years of continuous data. This study will focus on adults and young people  
40 aged 12 years and over. Missing data on age and/or sex, will result in patient exclusion; this along  
41 with any other patient exclusions will be documented.  
42  
43  
44  
45  
46  
47

48 Active asthma will be defined by a prescription with  $\geq 2$  asthma drugs during year 1 of the study,  
49 to include any of: short acting beta agonists (SABA), long acting beta antagonists (LABA), inhaled  
50 corticosteroids (ICS), fixed-dose ICS/LABA combination, leukotriene receptor antagonists  
51 (LTRA), and/or theophylline, along with the absence of a Read code for resolved asthma at any  
52 point during the three year study period. For all characteristics derived from Read codes, full code  
53 lists will be provided as online supplementary materials.  
54  
55  
56  
57  
58  
59  
60

### Potential Risk Factors

The candidate predictors for asthma attacks, to be assessed for inclusion in the models will be from the baseline study by Blakey et al.<sup>5</sup>, which selected measures that are routinely collected in primary care, as shown in Table 1. Variables with missing data, other than age and/or sex (exclusion criteria), will be dealt with using multiple imputation<sup>12</sup>.

Table 1: Candidate predictors to be assessed for inclusion in models

Variable	Description
Sex	Male or female
Age	In years at the start of the 3-y study period
BMI	Last recorded, in kg/m <sup>2</sup> ; categorized as underweight (<18.5), normal (18.5-24.9), overweight (25-29.9), or obese (>=30)
Smoking Status	Last recorded, categorized as never smoker, current smoker, or ex-smoker
Charlson comorbidity index	Score in the baseline year, categorized as 0, 1-4, 5-9, >=10
Comorbidities*	Recorded ever or active: eczema, allergic and nonallergic rhinitis, nasal polyps, anaphylaxis diagnosis, anxiety/depression diagnosis, diabetes (type 1 or 2), GERD, cardiovascular disease, ischemic heart disease, heart failure, psoriasis
Comedications	In baseline year, prescription (yes/no) for paracetamol, NSAIDs, beta-blockers, statins
% predicted PEF	Recorded ever, expressed as percentage of predicted normal, categorized as unknown, <60%, 61%-79%, and >=80%
Blood eosinophil count	Last recorded, in 10 <sup>9</sup> cell/L, categorized as <=0.4 or >0.4
BTS step**	
Step 1	Inhaled SABA as needed
Step 2	ICS or LTRA
Step 3	Add LABA to ICS or use high-dose ICS (>=400 mg/d FP equivalent)
Step 4	Add LTRA/Theo to [ICS . LABA] or add LABA/LTRA/Theo to high-dose ICS
Step 5	Add OCS
Average daily dose of SABA/ICS	Cumulative dose of SABA/ICS prescribed in baseline year, expressed in mg/d albuterol or FP equivalent and divided by 365.25
Prescribed daily ICS dose	Dose of ICS prescribed at last prescription of baseline year in mg/d, FP equivalents
ICS medication possession ratio	ICS refill rate during the baseline year: sum of number of days per pack (number of actuations per pack/number of actuations per day)/365.25
ICS device type	In baseline year: categorized as no ICS, MDI, BAI, or DPI
Spacer use with ICS pMDI	Recorded in baseline year (yes/no)
Oral corticosteroid use	Any maintenance prescription for corticosteroids in baseline year (yes/no)
Prior asthma education	Recorded ever (yes/no)
Primary care consults	Number of primary care consultations, categorized as 0, 1-5, 6-12, >=13
Primary care consults for asthma	Number of primary care consultations with an asthma-related Read code
Antibiotics with lower respiratory consult	Number of consultations that resulted in antibiotic prescription (included to capture asthma events that may have been misclassified as LRTI)
Acute respiratory events	Number of events in the baseline year, defined as asthma-related hospitalization or ED attendance or an acute course of OCS or antibiotics prescription with lower respiratory consultation
Acute OCS courses	Number of acute courses of OCS in baseline year, categorized as 0, 1, >=2
Acute OCS courses with lower respiratory consult	Number of OCS courses with Read code for lower respiratory consultation in baseline year, categorized as 0, 1, >=2
Antibiotics courses	Number of antibiotics prescriptions with Read code for lower respiratory consultation in baseline

	year, categorized as 0, 1, >=2
Hospital attendance/admission	Number of asthma-related*** ED, inpatient, and outpatient attendance/admission in baseline year
Asthma attacks	Number of asthma-related*** hospital ED attendance, inpatient admission, or acute OCS course

BAI, Breath-actuated inhaler; BMI, body mass index; BTS, British Thoracic Society; DPI, dry powder inhaler; ED, emergency department; FP, fluticasone propionate; GERD, gastroesophageal reflux disease; LRTI, lower respiratory tract infection; LTRA, leukotriene receptor antagonist; MDI, metered-dose inhaler; NSAIDs, nonsteroidal anti-inflammatory drugs; PEF, peak expiratory flow; SABA, short-acting b2 agonist; Theo, theophylline.

\*Comorbidity recorded “ever” was defined as a diagnostic Read code during the baseline year or at any time before baseline. “Active” refers to those for which a diagnosis was recorded within the baseline year and/or a previous diagnosis was accompanied by a prescription for the comorbidity within the baseline year. “Rhinitis” included allergic and nonallergic rhinitis.

\*\*Based on the British guideline on the management of asthma (October 2014) for adults and children<sup>13</sup>

\*\*\*Any with a lower respiratory Read code (asthma or LRTI code).

### **Outcome ascertainment**

The primary outcome for each model will be the occurrence of an asthma attack, as defined by the European Respiratory Society (ERS)/American Thoracic Society (ATS)<sup>14</sup>, namely prescription of oral corticosteroids following an acute presentation of asthma, an accident and emergency attendance for asthma or an asthma related hospitalisation.

### **Analysis Plan**

#### ***Feature Selection***

An important stage, prior to the application of many well-known classifiers, is the selection of appropriate risk factors, termed “feature selection” in machine learning. This works to avoid the problem of overfitting, thereby increasing generalisability, and improving model accuracy. We will first generate a correlation heat map to visually assess which features are most correlated with an asthma attack<sup>15</sup>. Univariate analysis, such as correlation heatmaps, do not take the interaction of features into consideration. We will, therefore, subsequently use the Relief<sup>F</sup> algorithm that will allow us to rank features based on their predictive power<sup>16</sup>.

#### ***Classification***

Supervised classification algorithms will be used to obtain a classifier which can differentiate between stable asthma and a patient profile that is at risk of an attack. Figure 2 provides an overview of the classification algorithms that we will explore. Broadly, there are two types of

1  
2  
3 supervised classification algorithms that we will explore: one-class classifier and a two-class  
4 classifier.  
5  
6

7  
8 The first step within a one-class classifier is to learn a probabilistic model of normality in  $n$   
9 dimensions (where  $n$  is the number of features). There are two main types of models for  
10 learning the unconditional probability density function characterizing normality: Parzen  
11 Windows and Gaussian Mixture Modelling<sup>17</sup>. Following the learning or training phase, the  
12 data fusion model of normality is used to evaluate the probability that the features acquired  
13 from a subject in a test set (i.e. a subject not included in the training set) can be considered to  
14 be normal. Novelty detection identifies those subjects with features outside the distribution of  
15 normality.  
16  
17

18  
19 Two-class classifiers can broadly be categorised into discriminative models (these methods learn a  
20 decision boundary using the training data) and generative models (these models learn the  
21 underlying probability distribution of the data and then use Baye's formula for classification). For  
22 generative models, we will use the naïve bayes algorithm. For discriminative models, we will first  
23 use logistic regression -the most commonly used method in the field of medicine, hence will be  
24 used as our benchmark approach (as was done in Blakey et al.<sup>5</sup>). However, logistic regression can  
25 only learn a linear decision boundary in the feature space and we will subsequently apply additional  
26 discriminative classification algorithms in our pursuit of developing a prognostic tool. This  
27 comparative approach is used commonly in the field of machine learning<sup>18</sup>. The additional  
28 algorithms we will explore are "Support Vector Machines" (SVM) which seeks to find an optimal  
29 hyperplane in  $n$ -dimensional space for separating two classes (the maximum-margin hyperplane).  
30 In SVM, the decision points are defined by only the training points that are closest the boundaries  
31 (the support vectors). By using a "kernel trick", the SVM can be used to find a non-linear  
32 boundary. We will also explore the use of "Decision Trees" which are widely used in healthcare  
33 due to their simplicity and ease of interpretability. The afore-mentioned algorithms were selected  
34 based on evidence in the literature on their use in predictive modelling<sup>19,20</sup>. Lastly, traditional  
35  
36  
37  
38  
39  
40  
41  
42  
43  
44  
45  
46  
47  
48  
49  
50  
51  
52  
53  
54  
55  
56  
57  
58  
59  
60

1  
2  
3 feature selection techniques can be sensitive to random error, hence we also propose the use of  
4  
5 Least Absolute Shrinkage and Selection Operator (LASSO)<sup>21</sup>. LASSO is a modification of logistic  
6  
7 regression where the cost function includes an additional term (a regularisation term which is the  
8  
9 sum of the absolute values of the unknown parameters to be found). Effectively, it is an embedded  
10  
11 technique that combines classification learning and feature selection by systematically removing  
12  
13 (or knocking out) features based on their predictive ability. This technique can thus help us rank  
14  
15 features based on their importance (i.e. predictive power) as well as enhance the prediction  
16  
17 accuracy and interpretability of the classifier.  
18  
19  
20  
21  
22  
23  
24  
25

26 *Figure 2: Overview of the various classification algorithms that will be used to predict asthma attack. The methods are broadly*  
27 *divided into one-class classifier and two-class classifier. Our baseline reference method is logistic regression (shown in green)*  
28

### 29 **Performance evaluation**

30 K-fold cross validation will be used to estimate the predictive accuracy of each machine learning  
31  
32 model on unseen data. Each round of cross validation involves the splitting of the dataset into  
33  
34 subsets (the parameter K refers to the number of subsets), following which the algorithm is trained  
35  
36 on one subset (termed the “training set”), and is then validated against another subset (termed the  
37  
38 “validation set” or “testing set”). In order to reduce variability, multiple rounds of cross-validation  
39  
40 are performed, with different subsets from the same dataset, and the average cross-validation error  
41  
42 is used as a performance indicator.  
43  
44  
45  
46  
47  
48

49 Model evaluation will be carried out quantitatively via Receiver Operator Characteristic (ROC)  
50  
51 analysis. ROC curves will be constructed to evaluate and compare the predictive models. A ROC  
52  
53 curve plots sensitivity (i.e. the proportion of positive cases that are correctly identified) and  
54  
55 specificity (i.e. the proportion of negative cases that are correctly identified) at a range of threshold  
56  
57 settings. The Area Under the Curve (AUC) provides an aggregate measure of model performance  
58  
59 across all classification thresholds and will be used to compare predictive models.  
60

## Discussion

This is the first study that will leverage advances in machine learning to develop a prognostic tool for asthma attacks using a UK-wide dataset. It is also the first study that will apply a one-class classifier (novelty detection) to predict asthma attack using routinely collected primary care data. It will fill an important gap in the evidence base, as similar studies carried out to-date have utilised single models (primarily logistic regression and lacking comparative algorithm analysis) and none have utilised novelty detection. A study protocol<sup>22</sup> was recently published, for developing a machine learning based prediction tool for asthma attacks, which will employ novel applications of established machine learning. However, the model will be derived and validated using data across Scotland, and the work will only focus on two-class classifiers. Our study will be based on a general population of people with asthma, with data obtained from a large UK-wide dataset. Our findings will therefore be applicable to patients undergoing treatment for asthma in the UK and can potentially inform clinical practice. A variety of machine learning algorithms have been selected for comparison, based on evidence from the literature on their uses, and the performance evaluation measures to be used are also standard, well-accepted approaches.

One limitation of our study is the absence of some potentially important risk factors from the database (based on reports from previous studies<sup>23</sup>), including allergen exposure and inhaler technique, along with the lack of another independent dataset for validating models. Another limitation is not all asthma attacks will be captured in routinely collected structured electronic health records. There is the potential to use natural language processing (NLP) based approaches to interrogate the free text records and this may increase the accuracy with which such events are detected.

Following the development of our prognostic tool, independent validation will be required using another large dataset. Prospective trials will then be needed in order to evaluate the implementation

1  
2  
3 of the model in clinical practice, along with its effects on asthma-related outcomes in the  
4  
5 population.  
6  
7  
8  
9

## 10 **Ethics and dissemination**

11  
12 All authors with data access have completed the Safe Users of Research data Environment training,  
13  
14 provided by the Administrative Data Research Network. All analysis will be conducted in  
15  
16 concordance with the National Services Scotland Electronic Data Research and Innovation  
17  
18 Service (eDRIS) user agreement.  
19

20  
21 Our study protocol has been reviewed and ethically approved by The [Anonymous Data Ethics](#)  
22  
23 [Protocols and Transparency \(ADEPT\)](#) committee, thereby receiving ADEPT Approval and  
24  
25 access to the OPCRD.  
26  
27  
28  
29

30  
31 The findings from this study will be reported in line with recommendations from the TRIPOD  
32  
33 (transparent reporting of a multivariable prediction model for individual prognosis or diagnosis)  
34  
35 and RECORD (reporting of studies conducted using observational routinely-collected health data)  
36  
37 checklists<sup>24</sup>. Code scripts used for all components of the data cleaning, compiling, and analysis will  
38  
39 be made available in the open source GitHub website at <https://github.com/zhuss95>. We aim to  
40  
41 present the findings at national and international conferences, and publish them in leading peer-  
42  
43 reviewed journals.  
44  
45  
46  
47  
48

## 49 [Acknowledgements](#)

50 The authors would like to thank Dominic Ng and Moiz A. Shah for their contributions to the  
51  
52 proof reading of this manuscript. We thank OPC for access to the OPCRD dataset.  
53  
54  
55  
56  
57  
58  
59  
60



- 1
- 2
- 3
- 4
- 5
- 6
- 7
- 8
- 9
- 10
- 11
- 12
- 13
- 14
- 15
- 16
- 17
- 18
- 19
- 20
- 21
- 22
- 23
- 24
- 25
- 26
- 27
- 28
- 29
- 30
- 31
- 32
- 33
- 34
- 35
- 36
- 37
- 38
- 39
- 40
- 41
- 42
- 43
- 44
- 45
- 46
- 47
- 48
- 49
- 50
- 51
- 52
- 53
- 54
- 55
- 56
- 57
- 58
- 59
- 60
- **Contributors:** ZH, SAS, and AS conceived and planned the analysis. ZH wrote the first draft, with contributions from all authors. All authors approved the final version and jointly take responsibility for the decision to submit this manuscript to be considered for publication.
- **Funding:** Asthma UK Centre for Applied Research; The University of Edinburgh's Chancellor's Fellowship Scheme; Health Data Research UK, an initiative funded by UK Research and Innovation, Department of Health and Social Care (England) and the devolved administrations, and leading medical research charities.
- **Ethics Approval:** Approval has been obtained from OPCRD's Anonymous Data Ethics Protocols and Transparency (ADEPT) Committee. Permissions will also be sought from The University of Edinburgh's Research Ethics Group (UREG) prior to analysis.
- **Competing interests:** None declared.
- **Provenance and peer review:** Not commissioned; externally peer reviewed.
- **Patient consent for publication:** Not required.
- **Data Availability:** The OPCRD dataset, which is used in this study, is not publicly available. Access to the dataset is subject to protocol approval by an independent committee, Anonymous Data Ethics Protocols and Transparency (ADEPT). Any research project conducted on OPCRD data needs to be reviewed and ethically approved by the ADEPT committee prior to any data being accessed. Visit <https://opcrd.co.uk/our-database/data-access-governance/> for further information on OPCRD and <https://www.regresearchnetwork.org/adept-committee/> to view the ADEPT form and for further information. To access our codes for the machine learning models visit: <https://github.com/zhuss95>.
- **Patient and Public Involvement:** We aim to work closely with the members of the Patient and Public Involvement (PPI) group of the Asthma UK Centre for Applied Research, University of Edinburgh during this research. We will seek input from the PPI group to comment on the findings of the study and help us in disseminating the key findings to the public via social media, website and various public engagement activities.

## References

1. Anandan C, Nurmatov U, van Schayck OCP, Sheikh A. Is the prevalence of asthma declining? Systematic review of epidemiological studies. *Allergy*. 2010;65(2):152-167. doi:10.1111/j.1398-9995.2009.02244.x
2. Mukherjee M, Stoddart A, Gupta RP, et al. The epidemiology, healthcare and societal

- burden and costs of asthma in the UK and its member nations: Analyses of standalone and linked national databases. *BMC Med.* 2016;14(1). doi:10.1186/s12916-016-0657-8
3. Loymans RJB, Debray TPA, Honkoop PJ, et al. Exacerbations in Adults with Asthma: A Systematic Review and External Validation of Prediction Models. *J Allergy Clin Immunol Pract.* 2018;6(6):1942-1952.e15. doi:10.1016/j.jaip.2018.02.004
  4. Grana J, Preston S, McDermott PD, Hanchak NA. The use of administrative data to risk-stratify asthmatic patients. *Am J Med Qual.* 1997;12(2):113-119. doi:10.1177/0885713X9701200205
  5. Blakey JD, Price DB, Pizzichini E, et al. Identifying Risk of Future Asthma Attacks Using UK Medical Record Data: A Respiratory Effectiveness Group Initiative. *J Allergy Clin Immunol Pract.* 2017;5(4):1015-1024.e8. doi:10.1016/j.jaip.2016.11.007
  6. Price D, Wilson A, Chisholm A, et al. Predicting frequent asthma exacerbations using blood eosinophil count and other patient data routinely available in clinical practice. *J Asthma Allergy.* 2016;1. doi:10.2147/jaa.s97973
  7. REG Asthma Risk Calculator V 0.0.43. <https://regresearchnetwork.org/ARC/>. Accessed August 31, 2019.
  8. King G, Langche Zeng GHE, Alt J, et al. *Logistic Regression in Rare Events Data.*; 2001. <http://gking.harvard.edu>. Accessed September 17, 2019.
  9. Tarassenko L, Hayton P, Cerneaz N, Brady M. Novelty detection for the identification of masses in mammograms. In: *IEE Conference Publication.* ; 1995. doi:10.1049/cp:19950597
  10. Tarassenko L, Hann A, Young D. Integrated monitoring and analysis for early warning of patient deterioration. *Br J Anaesth.* 2006;97(1):64-68. doi:10.1093/bja/ael113
  11. Shah SA. Vital sign monitoring and data fusion for paediatric triage. *PQDT - UK Irel.* 2012.
  12. Royston P. Multiple imputation of missing values: Update. *Stata J.* 2005. doi:10.1177/1536867x0500500404

- 1  
2  
3 13. Guide QR. Asthma Guidelines BTS - Inhalers. 2014;(October):1-28.  
4  
5 papers3://publication/uuid/7AC774B6-3B97-4943-A360-  
6  
7 541B35DFAB85%5Cnpapers3://publication/uuid/E6ABC672-6D8B-4998-BEE7-  
8  
9 D71F049B2116.  
10  
11
- 12 14. Reddel HK, Taylor DR, Bateman ED, et al. An Official American Thoracic  
13  
14 Society/European Respiratory Society Statement: Asthma Control and Exacerbations.  
15  
16 *Am J Respir Crit Care Med*. 2009;180(1):59-99. doi:10.1164/rccm.200801-060st  
17  
18
- 19 15. Roque FS, Jensen PB, Schmock H, et al. Using electronic patient records to discover  
20  
21 disease correlations and stratify patient cohorts. *PLoS Comput Biol*. 2011.  
22  
23 doi:10.1371/journal.pcbi.1002141  
24
- 25 16. DURGABAI RPL, Y RB. Feature Selection using ReliefF Algorithm. *IJARCCCE*. 2014.  
26  
27 doi:10.17148/ijarccce.2014.31031  
28
- 29 17. Duda RO, Hart PE, Stork DG. *Pattern Classification (Google EBook)*. Vol 2012. John Wiley  
30  
31 & Sons; 2012.  
32  
33 <http://books.google.com/books?hl=en&lr=&id=Br33IRC3PkQC&pgis=1>. Accessed  
34  
35 November 23, 2019.  
36  
37
- 38 18. Naydenova E, Tsanas A, Howie S, Casals-Pascual C, De Vos M. The power of data  
39  
40 mining in diagnosis of childhood pneumonia. *J R Soc Interface*. 2016;13(120):20160266.  
41  
42 doi:10.1098/rsif.2016.0266  
43  
44
- 45 19. T. M, Mukherji D, Padalia N, Naidu A. A Heart Disease Prediction Model using SVM-  
46  
47 Decision Trees-Logistic Regression (SDL). *Int J Comput Appl*. 2013;68(16):11-15.  
48  
49 doi:10.5120/11662-7250  
50  
51
- 52 20. Huang H-H, Xu T, Yang J. Comparing logistic regression, support vector machines, and  
53  
54 permanental classification methods in predicting hypertension. *BMC Proc*. 2014;8(S1).  
55  
56 doi:10.1186/1753-6561-8-s1-s96  
57  
58
- 59 21. Muthukrishnan R, Rohini R. LASSO: A feature selection technique in predictive modeling  
60

- 1  
2  
3 for machine learning. *2016 IEEE Int Conf Adv Comput Appl*. 2016.  
4  
5 doi:10.1109/icaca.2016.7887916  
6  
7  
8 22. Tibble H, Tsanas A, Horne E, et al. Predicting asthma attacks in primary care: Protocol  
9  
10 for developing a machine learning-based prediction model. *BMJ Open*. 2019;9(7).  
11  
12 doi:10.1136/bmjopen-2018-028375  
13  
14 23. Reddel HK. The Impact of the Global Initiative for Asthma (GINA): Compass,  
15  
16 Concepts, Controversies and Challenges. *Barcelona Respir Netw*. 2019;5(1).  
17  
18 doi:10.23866/brnrev:2017-0034  
19  
20  
21 24. Struthers C. www.goodreports.org: A New Online Tool From the EQUATOR Network  
22  
23 to Help Find and Use Reporting Guidelines. *Editor Off News*. 2018;11(7):10-13.  
24  
25  
26 doi:10.18243/eon/2018.11.7.3  
27  
28  
29  
30  
31  
32  
33  
34  
35  
36  
37  
38  
39  
40  
41  
42  
43  
44  
45  
46  
47  
48  
49  
50  
51  
52  
53  
54  
55  
56  
57  
58  
59  
60

1  
2  
3  
4  
5  
6  
7  
8  
9  
10  
11  
12  
13  
14  
15  
16  
17  
18  
19  
20  
21  
22  
23  
24  
25  
26  
27  
28  
29  
30  
31  
32  
33  
34  
35  
36  
37  
38  
39  
40  
41  
42  
43  
44  
45  
46  
47  
48  
49  
50  
51  
52  
53  
54  
55  
56  
57  
58  
59  
60

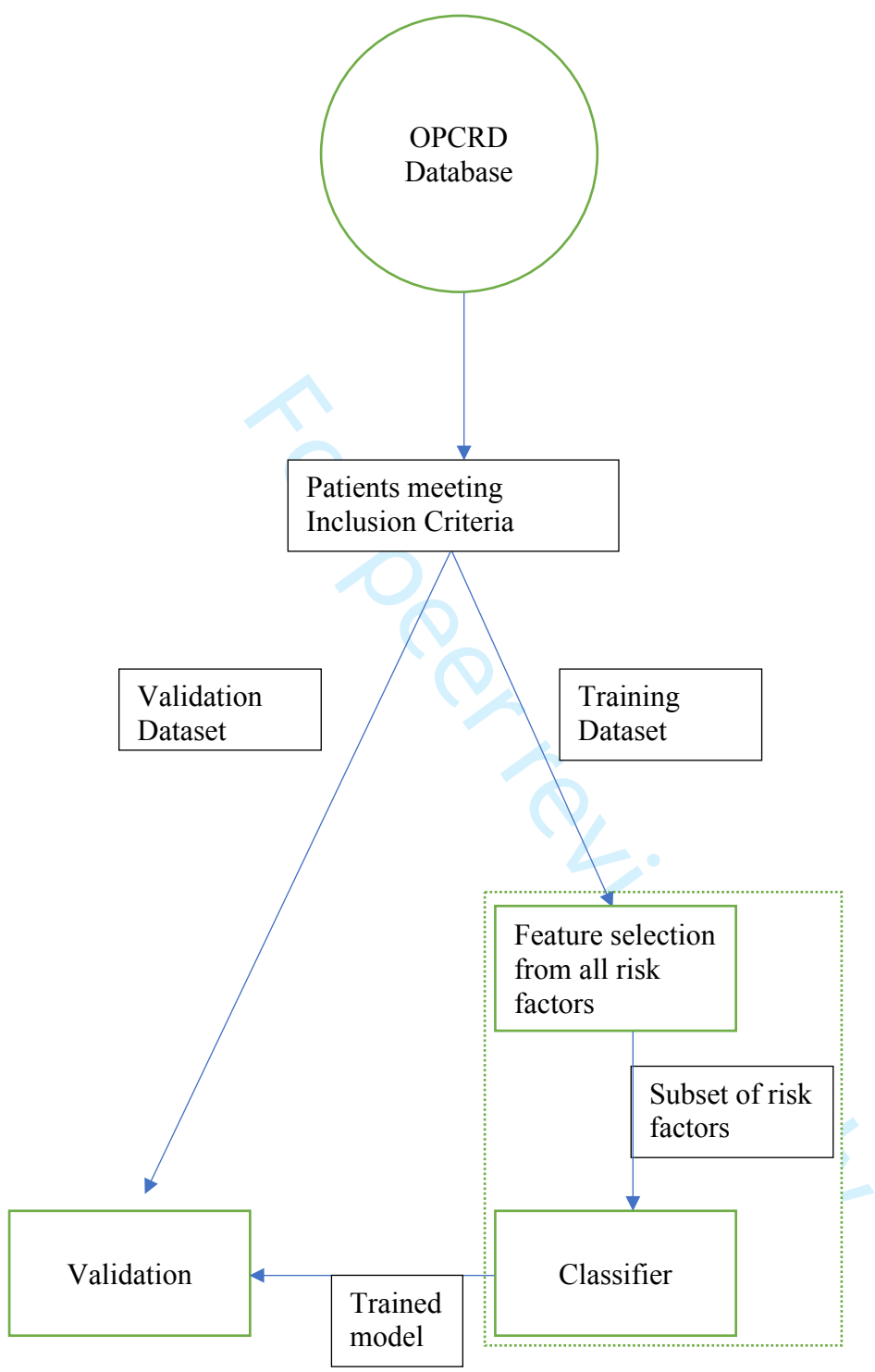


Figure 1: flowchart of proposed steps in the methodology.

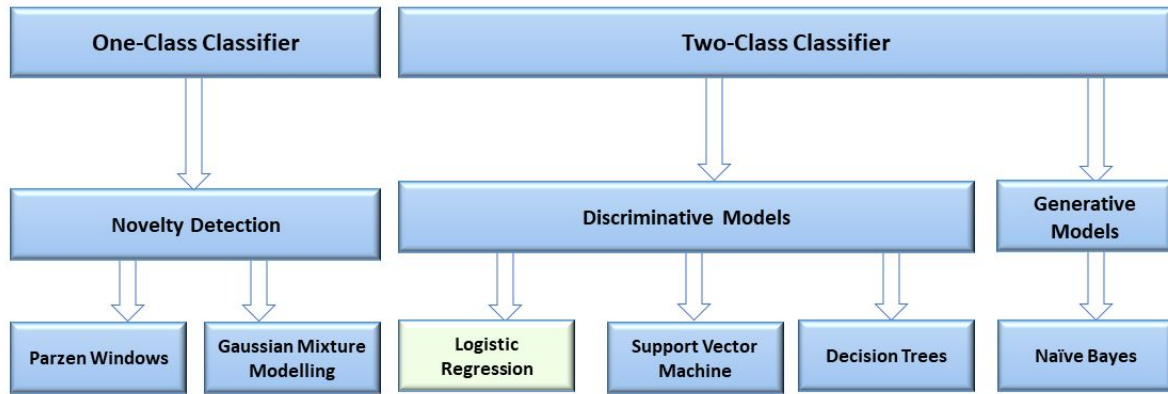


Figure 2: Overview of the various classification algorithms that will be used to predict asthma attack. The methods are broadly divided into one-class classifier and two-class classifier. Our baseline reference method is logistic regression (shown in green)

## ONLINE SUPPLEMENT 3: READ CODES LISTS USED TO DEFINE AN ASTHMA EVENT, ASTHMA MEDICATION AND POTENTIAL PREDICTORS

### Asthma Diagnosis

"H33.", "H330.", "H3300", "H3301", "H330z", "H331.", "H3310", "H3311", "H331z", "H332.", "H333.", "H334.", "H33z.", "H33z0", "H33z1", "H33z2", "H33zz".

### Asthma Medications

#### SABA Codes:

"x01Cq", "x01Cr", "c14r.", "c141.", "c14a.", "c14y.", "c149.", "c14c.", "c14z.", "c142.", "c14b.", "x006b", "c14t.", "c144.", "c14u.", "c145.", "c14v.", "c146.", "c14j.", "c14f.", "c14w.", "c147.", "c14x.", "c14i.", "c14g.", "x01Cs", "c14s.", "c143.", "c14h.", "c14e.", "c14.", "c14k.", "c148.", "x00Af", "x05Fg", "c11x.", "c111.", "c113.", "c115.", "c11e.", "c118.", "c11v.", "c112.", "c114.", "c116.", "c11y.", "c11k.", "c11a.", "c11d.", "c11n.", "c11p.", "c11o.", "c11q.", "c11w.", "c117.", "c11z.", "c11m.", "c11D.", "c11g.", "c11h.", "c11b.", "x05Fi", "c13v.", "c13a.", "c131.", "c132.", "c13p.", "c13H.", "c133.", "c13h.", "c13i.", "c134.", "c13J.", "c13l.", "c13Z.", "c13Y.", "c13T.", "c13R.", "c1E7.", "c13N.", "c13P.", "c13G.", "x00CE", "c13c.", "c131.", "c13n.", "c13K.", "c13O.", "c13U.", "c13V.", "c1E1.", "c13S.", "c13Q.", "c13L.", "c1E8.", "c1E2.", "c13M.", "c13x.", "c13q.", "c136.", "c13y.", "c13r.", "c137.", "c13C.", "x025g", "c13d.", "c1E3.", "c13D.", "x025h", "c13e.", "c1E4.", "c13E.", "x025i", "c13f.", "c1E5.", "c13F.", "x025j", "c13g.", "c1E6.", "c13w.", "c13W.", "c13A.", "c135.", "c13o.", "c13X.", "c13B.", "c13m.", "c13z.", "c139.", "c13j.", "x05Fh", "c12x.", "c124.", "c121.", "c12y.", "c125.", "c122.", "c12z.", "c126.", "c123.", "c12w.", "c1E9.", "c1EA.", "c1EB.", "c1EC.", "c1ED.", "c1EE.", "c11.", "c11A.", "c11B.", "c11C.", "c13.", "c138.", "c13b.", "c13s.", "c12.", "c1E.", "c51H.", "c51B.", "c51x.", "x0100", "x00zz", "c51v.", "c51w.", "c51C.", "c51D.", "c51F.", "c51E.", "c531.", "c51A.", "c51i."

#### LAB codes:

"c1C.", "c1C1.", "c1C2.", "c1C3.", "c1C4.", "c1C5.", "c1C6.", "c1C7.", "c1C8.", "c1Cy.", "c1Cz.", "c19.", "c191.", "c192.", "c193.", "c194.", "c195.", "c196.", "c197.", "c198.", "c199.", "c19A.", "c19B.", "c19z.", "c1b.", "c1b1.", "c1b2.", "c1b3.", "c1b4.", "c1d.", "c1d1.", "c1d2."

#### SAMA codes:

"x01Db", "c31.", "c31x.", "c311.", "c31z.", "c313.", "c31t.", "c31G.", "c31u.", "c315.", "c31A.", "c318.", "c31B.", "c319.", "c31v.", "c314.", "c31C.", "c316.", "c31E.", "c31w.", "c312.", "c31D.", "c317.", "c31F.", "c31y.", "l86.", "c51A.", "c51i.", "c51B.", "c51x.", "x0100", "x00zz", "c51v.", "c51w.", "c51C.", "c51D.", "c51F.", "c51E.", "c531."

#### Methylxanthine codes:

"c43.", "c431.", "c432.", "c433.", "c434.", "c435.", "c436.", "c437.", "c438.", "c439.", "c43A.", "c43B.", "c43a.", "c43b.", "c43c.", "c43d.", "c43e.", "c43f.", "c43g.", "c43h.", "c43i.", "c43j.", "c43k.", "c43m.", "c43n.", "c43o.", "c43p.", "c43q.", "c43r.", "c43s.", "c43t.", "c43u.", "c43v.", "c43w.", "c43x.", "c43y.", "c43z.", "c41.", "c411.", "c412.", "c413.", "c414.", "c415.", "c416.", "c417.", "c418.", "c419.", "c41A.", "c41B.", "c41C.", "c41a.", "c41b.", "c41c.", "c41d.", "c41e.", "c41f.", "c41g.", "c41h.", "c41i.", "c41j.", "c41k.", "c41m.", "c42.", "c42w.", "c421.", "c42x.", "c422.", "c42z.", "c424.", "c42y.", "c423.", "x01Ej", "x01Ek"

#### SABA+SAMA codes:

"c51A.", "c51B.", "c51C.", "c51D.", "c51E.", "c51F.", "c51G.", "c51H.", "c51v.", "c51w.", "c51x.", "c531.", "c51i.", "x0100", "x00zz"

#### ICS codes:

"c61.", "c611.", "c612.", "c613.", "c614.", "c615.", "c616.", "c617.", "c619.", "c61A.", "c61a.", "c61B.", "c61b.", "c61C.", "c61c.", "c61D.", "c61d.", "c61E.", "c61e.", "c61F.", "c61f.", "c61G.", "c61g.", "c61H.", "c61h.", "c61i.", "c61J.", "c61j.", "c61K.", "c61k.", "c61L.", "c61l.", "c61M.", "c61m.", "c61N.", "c61n.", "c61O.", "c61P.", "c61p.", "c61Q.", "c61q.", "c61R.", "c61r.", "c61S.", "c61s.", "c61T.", "c61t.", "c61U.", "c61u.", "c61V.", "c61v.", "c61W.", "c61w.", "c61X.", "c61x.", "c61Y.", "c61y.", "c61Z.", "c61z.", "c64.", "c641.", "c642.", "c643.", "c644.", "c645.", "c647.", "c648.", "c649.", "c64A.", "c64a.", "c64B.", "c64b.", "c64C.", "c64c.", "c64D.", "c64d.", "c64E.", "c64e.", "c64F.", "c64G.", "c64g.", "c64H.", "c64h.", "c64I.", "c64i.", "c64J.", "c64j.", "c64K.", "c64k.", "c64L.", "c64l.", "c64M.", "c64m.", "c64N.", "c64n.", "c64o.", "c64p.", "c64u.", "c64v.", "c64w.", "c64x.", "c64y.", "c64z.", "c65.", "c651.", "c652.", "c653.", "c654.", "c655.", "c656.", "c657.", "c658.", "c659.", "c65A.", "c65a.", "c65B.", "c65b.", "c65C.", "c65c.", "c65D.", "c65d.", "c65E.", "c65e.", "c65F.", "c65f.", "c65G.", "c65g.", "c65H.", "c65I.", "c65J.", "c65K.", "c65L.", "c65M.", "c65N.", "c65O.", "c65P.", "c65Q.", "c65R.", "c65S.", "c65T.", "c65U.", "c65V.", "c65W.", "c65X.", "c65Y.", "c65Z.", "c66.", "c661.", "c662.", "c663.", "c664.", "c665.", "c666.", "c667.", "c668.", "c669.", "c66A.", "c66a.", "c66B.", "c66b.", "c66C.", "c66c.", "c66D.", "c66d.", "c66E.", "c66e.", "c66F.", "c66f.", "c66G.", "c66g.", "c66H.", "c66h.", "c66I.", "c66J.", "c66K.", "c66L.", "c66M.", "c66N.", "c66P.", "c66Q.", "c66R.", "c66S.", "c66T.", "c66U.", "c66V.", "c66W.", "c66X.", "c66Y.", "c66Z.", "c681.", "c682.", "c683.", "c684.", "c691.", "c692.", "c69y.", "c69z.", "x00bU", "x00bV", "x00gE", "x00gF", "x00gG", "x00Hx", "x00Hy", "x00Hz", "x00I0", "x00I1", "x00I2", "x00I3", "x00I4", "x00QU", "x00QV", "x00z6", "x029g"

#### ICS+LABA codes:

"c67.", "c671.", "c672.", "c673.", "c674.", "c675.", "c67x.", "c67y.", "c67z.", "c6B.", "c6B1.", "c6B2.", "c6B3.", "c6B4.", "c1D.", "c1D1.", "c1D2.", "c1D3.", "c1D4.", "c1D5.", "c1D6.", "c1Du.", "c1Dv.", "c1Dw.", "c1Dx.", "c1Dy.", "c1Dz.", "c1c.", "c1c1.", "c1c2.", "c1c3.", "c1cx.", "c1cy.", "c1cz.", "c6A.", "c6A1.", "c6A2.", "c6Ay.", "c6Az."

#### LTRA codes:

"cA.", "cA1.", "cA11.", "cA12.", "cA13.", "cA14.", "cA15.", "cA16.", "cA1y.", "cA1z.", "cA2.", "cA21.", "cA22."

#### Omaliuzumab codes:

"ck1.", "ck11.", "ck12.", "ck13.", "ck14.", "ck15.", "ck16."

#### OCS codes:

"fe6.", "fe3.", "fe31.", "fe32.", "fe33.", "fe36.", "fe37.", "fe3A.", "fe3B.", "fe3C.", "fe3r.", "fe3s.", "fe3u.", "fe4.", "fe41.", "fe42.", "fe43.", "fe44.", "fe45.", "fe4e.", "fe4f.", "fe4g.", "fe4h.", "fe5.", "fe51.", "fe52.", "fe53.", "fe5f.", "fe5m.", "fe5n.", "fe5o.", "fe5p.", "fe61.", "fe62.", "fe64.", "fe65.", "fe66.", "fe67.", "fe68.", "fe69.", "fe6a.", "fe6c.", "fe6d.", "fe6e.", "fe6f.", "fe6g.", "fe6h.", "fe6i.", "fe6j.", "fe6k.", "fe6l.", "fe6m.", "fe6n.", "fe6o.", "fe6p.", "fe6q.", "fe6r.", "fe6s.", "fe6t.", "fe6v.", "fe6w.", "fe6z.", "fe7.", "fe71.", "fe72.", "fe73.", "fe74.", "fe75.", "fe76.", "fe77.", "fe78.", "fe79.", "fe7x.", "fe7y.", "fe7z.", "x00yP", "x01Mh", "x01Na", "x01Nb", "fe11.", "fe12.", "fe1x.", "fe1y.", "fe21.", "fe22.", "fe23.", "fe24.", "fe25.", "fe26.", "x01MW"

#### Asthma Exacerbation

"Xa1Hd", "XafdZ", "Xafdy", "Xafdj", "XacXk", "XalNh", "38B8.", "H333.", "663y."

#### Asthma Hospitalization

"663d.", "8H2P."

#### Charlson Comorbidities



1  
2  
3 "G30y.", "G30.", "G307.", "G305.", "G300.", "G32.", "14AH.", "G302.", "G303.", "G301.",  
4 "G30yz", "G3011", "G30z.", "G3070", "G3071", "G30X0", "G600.", "G65z.", "G66.", "G660.", "G67y.",  
5 "Gyu66", "662M.", "F11x2", "G606.", "G61X0", "G62z.", "G669.", "G6774", "S621.", "70043", "G61.",  
6 "G618.", "G61X.", "G61X1", "G61z.", "G65y.", "G661.", "G68W.", "Gyu6.", "Gyu67", "S62.", "S628.",  
7 "G613.", "G63.", "G667.", "G671.", "G680.", "Gyu6D", "S627.", "G63z.", "G65.", "G65zz", "G666.",  
8 "G60z.", "G6410", "G663.", "G664.", "G665.", "G668.", "G671z", "Gyu65", "G633.", "G681.", "G6z.",  
9 "Gyu60", "S620.", "14A7.", "G602.", "G603.", "G604.", "G662.", "G6y.", "G6.", "G60.", "G601.",  
10 "G617.", "G63y.", "G67.", "G67z.", "Gyu61", "G605.", "G60X.", "G64.", "G68.", "Gyu62", "Gyu6F",  
11 "G623.", "G232.", "SP111", "G582.", "G58z.", "14A6.", "G5540", "G5800", "G580.", "G5810", "G5801",  
12 "G5802", "G581.", "G5803", "14AM.", "8B29.", "G58.", "662W.", "101.", "8H2S.", "8CL3.", "G5yA.",  
13 "H57y4", "N040A", "N040T", "Nyu45", "N0000", "N001.", "N0404", "N0406", "N040J", "N060.",  
14 "Nyu1G", "K01x4", "N040G", "N040H", "N04y0", "N04y1", "N20.", "F3964", "H57y1", "N04.",  
15 "N0407", "N040F", "N040P", "N2314", "N000.", "N0001", "N0405", "N041.", "N0010", "N2402",  
16 "N2z.", "Nyu10", "Nyu12", "F3712", "H572.", "N0004", "N000z", "N0012", "N040B", "N040D",  
17 "N040E", "N040M", "N2y.", "N0003", "N004.", "N0402", "N040C", "N200.", "2A42.", "N0403",  
18 "N040L", "N2400", "N240z", "F3961", "F3966", "N0002", "N040.", "N0408", "N0409", "N040K",  
19 "N0421", "N04X.", "N240.", "N2407", "Nyu11", "Nyu43", "H570.", "N047.", "E000.", "E0041", "Eu010",  
20 "Eu02z", "Eu02.", "Eu002", "Eu012", "E0010", "E041.", "Eu011", "Eu000", "Eu00z", "E004.", "E0042",  
21 "E004z", "Eu00.", "Eu02y", "E00.", "E001z", "Eu01z", "E0043", "E0040", "Eu001", "Eu01.", "Eu01y",  
22 "E001.", "Eu013", "Eu025", "C1000", "C103.", "C1074", "C109.", "C10y.", "C101.", "C1010", "C101z",  
23 "C10y1", "66AK.", "8A13.", "8H2J.", "C1030", "C103y", "C1073", "66AJ.", "C1001", "C1070", "C108.",  
24 "C1095", "C10A1", "C101y", "C1084", "C1093", "C1094", "C10yz", "C10z1", "C10zz", "G73y0", "L1806",  
25 "66A5.", "C1099", "66AJz", "C1020", "C107.", "C1088", "C10A0", "Cyu20", "C10.", "C1071", "C10A.",  
26 "C10B0", "C10zy", "Cyu2.", "66Al.", "C100z", "C1072", "C10z.", "L180X", "C1011", "C102.", "C107z",  
27 "66AS.", "C100.", "C1021", "C102z", "C103z", "C1085", "C1086", "C1097", "C10yy", "L1805", "C108E",  
28 "C1089", "C109F", "C109D", "C109J", "C109G", "66AV.", "C108G", "C10D.", "C109K", "C10E.", "C10F.",  
29 "C10FJ", "C10F9", "C10FM", "C10EM", "C10EE", "C10EN", "C10FN", "C10FL", "C10E8", "C10FF",  
30 "C10E9", "C10F7", "C10E4", "C10F4", "C10EL", "C10F5", "8BL2.", "C10E5", "C10EK", "C10FP", "C10FD",  
31 "C10G.", "C10FG", "C10E6", "C10M.", "C10N.", "C10EA", "C10H.", "C10EG", "J61.", "J615C", "C3104",  
32 "J614z", "J615z", "J6161", "C3500", "J6141", "J6151", "J6160", "J614.", "J615F", "J614y", "J6153",  
33 "J615y", "J6002", "J615.", "J615B", "J616z", "J6012", "J6143", "J6170", "J6140", "J6157", "J616.",  
34 "J633.", "J6356", "J612.", "J6142", "J6150", "J6154", "J615A", "Jyu71", "J61y3", "J11.", "J110y",  
35 "J11yy", "J1201", "J1214", "J121y", "J12y4", "J12z.", "J140z", "ZV12C", "761Jy", "J1102", "J1114",  
36 "J13y.", "J13yy", "J14.", "J1412", "761J1", "J1111", "J111z", "J120.", "J120y", "J1301", "J1303", "J13z.",  
37 "J1400", "J14y3", "76121", "761J0", "J1020", "J1100", "J11y3", "J122.", "J12y0", "J12yy", "J130.",  
38 "J130z", "J131y", "J140.", "J1402", "J14y.", "ZV127", "J1101", "J111y", "J11z.", "J12yz", "J1300",  
39 "J131.", "J1313", "J140y", "J110.", "J1112", "J1203", "J124.", "J130y", "J1314", "J13y0", "J13y2",  
40 "J13y4", "J1413", "761Jz", "J11y.", "J12.", "J1202", "J1204", "J1302", "J1304", "J13y3", "J1403",  
41 "J14y4", "761J.", "J11y4", "J1200", "J121.", "J1211", "J123.", "J12y.", "J12y2", "J1312", "J1404",  
42 "J14y1", "J14yy", "J1110", "J1113", "J11y0", "J13.", "J1310", "J13yz", "J141.", "J1411", "J14y2",  
43 "J14yz", "76125", "76270", "J1104", "J110z", "J111.", "J11y1", "J120z", "J1210", "J1414", "J141z",  
44 "J1103", "J11y2", "J11yz", "J1213", "J121z", "J12y3", "J1311", "J131z", "J13y1", "J1401", "J1410",  
45 "J141y", "J14y0", "J14z.", "761D6", "J112.", "7A134", "G713.", "G7130", "G7324", "R0543", "7A13.",  
46 "G7150", "G715.", "G73.", "G7323", "G73y.", "Gyu71", "R0542", "R054z", "14AE.", "C107.", "G712.",  
47 "G7141", "G7311", "G711.", "Gyu72", "G710.", "G714.", "G73z0", "Gyu74", "7A14.", "R054.", "7A113",  
48 "G71.", "G7140", "G718.", "G71z.", "G7321", "G73yz", "G7322", "7A112", "7A144", "G7160", "G73z.",  
49 "G73zz", "14NB.", "2116.", "G716.", "G732.", "G7320", "R0540", "663N1", "663f.", "9OJ1.", "H300.",  
50 "H31.", "H3120", "H341.", "H354.", "H41z.", "H420.", "663N.", "663N0", "663P.", "663W.", "H32y2",  
51 "H331.", "H33z.", "H356.", "H35y6", "H35z.", "H35zz", "H42.", "H441.", "H47y0", "H4z.", "H581.",  
52 "663h.", "9OJA.", "H30z.", "H3101", "H311z", "H31yz", "H3200", "H3202", "H32y1", "H3310", "H33zz",  
53 "H340.", "H34z.", "H35y.", "H35y5", "H43z.", "H460z", "Hyu30", "SK07.", "H32.", "H32yz", "H32z.",

1  
2  
3 "H330.", "H33z0", "H41.", "14B4.", "663e.", "H30.", "H33.", "H3311", "H35y7", "H435.", "H4640",  
4 "H57yz", "H582.", "H3110", "H312z", "H33z2", "H34.", "H352.", "H353.", "H430.", "H432.", "H440.",  
5 "H442.", "H3100", "H3121", "H313.", "H31y1", "H31z.", "H331z", "H350.", "H351.", "H352z", "H35z1",  
6 "H3z.", "H40.", "H460.", "H4y43", "173A.", "663V0", "H3111", "H312.", "H321.", "H3300", "H330z",  
7 "H332.", "H43.", "H4642", "663V1", "663V2", "H310.", "H311.", "H320.", "H320z", "H32y.", "H32y0",  
8 "H3301", "H35y3", "H423.", "H4641", "H4y10", "8H2P.", "H310z", "H333.", "H33z1", "H3520",  
9 "H355.", "H35yz", "H410.", "H45.", "H57y.", "663V3", "H31y.", "H322.", "H35.", "H3521", "H42z.",  
10 "H431.", "H434.", "H4y40", "H4y41", "663v.", "663q.", "663r.", "66YC.", "663s.", "663t.", "663u.",  
11 "1O2.", "66YP.", "H334.", "173c.", "663N1", "663f.", "9OJ1.", "H3120", "663N.", "663N0", "663P.",  
12 "663W.", "H331.", "H33z.", "H47y0", "663h.", "9OJA.", "H3310", "H33zz", "H330.", "H33z0", "14B4.",  
13 "663e.", "H33.", "H3311", "H35y7", "H33z2", "H331z", "173A.", "663V0", "H3300", "H330z", "H332.",  
14 "663V1", "663V2", "H3301", "8H2P.", "H333.", "H33z1", "663V3", "663v.", "663q.", "663r.", "66YC.",  
15 "663s.", "663t.", "663u.", "1O2.", "66YP.", "H334.", "173c.", "B0001", "B002.", "B0022", "B0033",  
16 "B010.", "B010z", "B023.", "B060.", "B0622", "B0623", "B0710", "B0720", "B07z.", "B08.", "B082.",  
17 "B0zy.", "B105.", "B110z", "B112.", "B120.", "B140.", "B15.", "B150z", "B1612", "B161z", "B172.",  
18 "B18.", "B1801", "B18y.", "B18y0", "B18y2", "B2011", "B2012", "B203.", "B204.", "B205.", "B20z.",  
19 "B2133", "B23z.", "B26.", "B30.", "B302z", "B3055", "B3133", "B3151", "B3152", "B3153", "B323.",  
20 "B3232", "B324z", "B326z", "B3276", "B3320", "B3332", "B335.", "B3350", "B3351", "B3352",  
21 "B3356", "B336.", "B3377", "B342.", "B34yz", "B35.", "B3500", "B410.", "B43.", "B431z", "B43y.",  
22 "B45y0", "B47z.", "B480.", "B490.", "B4Az.", "B505.", "B510z", "B5150", "B5200", "B5210", "B5211",  
23 "B5230", "B5246", "B540.", "B5504", "B550z", "B5512", "B553z", "B55y0", "B55y1", "B6003", "B6006",  
24 "B600z", "B6012", "B613z", "B6140", "B6157", "B6162", "B6208", "B6216", "B6223", "B6227",  
25 "B6238", "B6243", "B6274", "B62x3", "B62x4", "B62y6", "B63.", "B630.", "B65.", "B653.", "B662.",  
26 "B675.", "B690.", "B692.", "Byu23", "Byu33", "Byu51", "ByuA2", "ByuDF", "ZV100", "ZV102", "ZV107",  
27 "B0023", "B0130", "B0131", "B01z.", "B021.", "B050.", "B0513", "B055.", "B064z", "B0731", "B103.",  
28 "B10z.", "B1100", "B111.", "B113.", "B114.", "B115.", "B16.", "B1610", "B180z", "B18y5", "B210.",  
29 "B213.", "B2130", "B2131", "B2211", "B2230", "B2241", "B22z.", "B23.", "B2414", "B24X.", "B2z.",  
30 "B3006", "B3020", "B3030", "B3032", "B305.", "B3050", "B3064", "B306z", "B3071", "B3085",  
31 "B3100", "B3120", "B3121", "B3132", "B314.", "B315z", "B3221", "B3231", "B325.", "B325z", "B3271",  
32 "B3273", "B32y0", "B330.", "B3310", "B3321", "B3333", "B3355", "B3358", "B3372", "B341.", "B345.",  
33 "B350.", "B3501", "B350z", "B3y.", "B4100", "B420.", "B44z.", "B4500", "B451.", "B451z", "B45z.",  
34 "B49.", "B49y.", "B4A10", "B4Ay.", "B500.", "B5100", "B511.", "B512.", "B512z", "B51y.", "B521z",  
35 "B524X", "B543.", "B545z", "B5500", "B554.", "B55yz", "B6...", "B600.", "B6101", "B611.", "B6111",  
36 "B6116", "B6122", "B6143", "B6154", "B61z.", "B6210", "B6211", "B6214", "B624z", "B62y1",  
37 "B62z6", "B62zz", "B631.", "B64y.", "B64y0", "B64y1", "B64yz", "B653z", "B66.", "B67.", "By...",  
38 "Byu2.", "Byu21", "Byu3.", "Byu5.", "Byu58", "Byu82", "Byu9.", "ByuD2", "ByuD6", "ByuDC", "Bz...",  
39 "ZV104", "ZV10y", "B...", "B000.", "B0040", "B00z1", "B013z", "B016.", "B02.", "B041.", "B05z0",  
40 "B0600", "B07.", "B073z", "B07y.", "B11y0", "B133.", "B136.", "B14y.", "B1500", "B1502", "B1510",  
41 "B1613", "B170.", "B180.", "B1z10", "B1zz.", "B2000", "B21.", "B2200", "B220z", "B221z", "B222.",  
42 "B224.", "B22y.", "B3000", "B302.", "B3021", "B3033", "B3054", "B3058", "B3063", "B307z", "B308.",  
43 "B3088", "B3103", "B3104", "B3110", "B3124", "B3125", "B314z", "B315.", "B322z", "B3241",  
44 "B3255", "B33.", "B3312", "B333.", "B3330", "B334.", "B337.", "B3371", "B3401", "B344.", "B347.",  
45 "B34y0", "B41y.", "B41y0", "B41y1", "B41z.", "B4302", "B431.", "B441.", "B4702", "B48z.", "B493.",  
46 "B49y0", "B4A0.", "B515.", "B515z", "B5173", "B5202", "B524.", "B5241", "B524W", "B52y.", "B541.",  
47 "B542z", "B5531", "B55y.", "B6001", "B6008", "B6015", "B6016", "B6025", "B6105", "B610z", "B6120",  
48 "B6163", "B6167", "B6168", "B61z5", "B61zz", "B620.", "B6200", "B6217", "B621z", "B6235", "B624.",  
49 "B627D", "B6303", "B64.", "B64z.", "B67z.", "B68.", "B680.", "B69.", "Byu32", "Byu70", "ByuD8",  
50 "ZV106", "B0031", "B003z", "B004.", "B0043", "B00zz", "B0110", "B013.", "B014.", "B064.", "B0641",  
51 "B06y.", "B06z.", "B071.", "B0730", "B080.", "B081.", "B0z.", "B102.", "B110.", "B12.", "B12y.",  
52 "B141.", "B1503", "B163.", "B16y.", "B175.", "B17y.", "B181.", "B18y4", "B18y6", "B1z.", "B1z11",  
53 "B200.", "B202.", "B212.", "B225.", "B2410", "B2411", "B303.", "B304.", "B3041", "B3042", "B3057",  
54  
55  
56  
57  
58  
59  
60

1  
2  
3 "B3061", "B308z", "B3111", "B3115", "B3220", "B3234", "B3251", "B3254", "B3256", "B3262",  
4 "B32y.", "B3354", "B335A", "B3370", "B3378", "B337z", "B33X.", "B34z.", "B40..", "B41yz", "B440.",  
5 "B45..", "B46..", "B49z.", "B4Ay0", "B5003", "B501.", "B5121", "B521.", "B545.", "B5451", "B5503",  
6 "B55y2", "B55z.", "B6004", "B6100", "B6102", "B6123", "B6127", "B6128", "B613.", "B6132", "B62..",  
7 "B6203", "B6234", "B623z", "B6241", "B6244", "B6245", "B6246", "B6262", "B6265", "B627X",  
8 "B62x5", "B62y2", "B62y3", "B62z0", "B62z1", "B651.", "B6512", "B6531", "B66y.", "B66y0", "B691.",  
9 "B6y1.", "Byu10", "Byu25", "Byu50", "Byu54", "Byu5A", "ByuD.", "ZV105", "B001.", "B00z0", "B012.",  
10 "B03z.", "B052.", "B060z", "B0621", "B071z", "B072z", "B101.", "B1101", "B116.", "B13z.", "B142.",  
11 "B1420", "B16z.", "B173.", "B18y1", "B18y7", "B1z1z", "B2001", "B201.", "B2010", "B21y.", "B2201",  
12 "B223.", "B232.", "B240.", "B241z", "B242.", "B3...", "B3005", "B3051", "B3056", "B305A", "B305z",  
13 "B3072", "B3083", "B31..", "B311z", "B3140", "B3141", "B31z.", "B3272", "B3341", "B3357", "B3364",  
14 "B3365", "B336z", "B3373", "B4...", "B41..", "B411.", "B412.", "B4700", "B4710", "B4711", "B48..",  
15 "B481.", "B491.", "B4A1.", "B4y..", "B5000", "B510.", "B5151", "B516.", "B5231", "B523z", "B5244",  
16 "B54..", "B5421", "B544.", "B54X.", "B54y.", "B6018", "B6026", "B6130", "B6138", "B6145", "B616.",  
17 "B61z1", "B61z6", "B622z", "B6242", "B6256", "B6260", "B6268", "B6270", "B6272", "B627C",  
18 "B62x2", "B62z2", "B6302", "B641.", "B6510", "B65z.", "B68y.", "Byu1.", "Byu11", "Byu13", "Byu24",  
19 "Byu31", "Byu53", "Byu73", "Byu8.", "ByuA0", "ByuD4", "ByuDE", "ByuE.", "ZV101", "B0000", "B0042",  
20 "B005.", "B006.", "B011z", "B015.", "B040.", "B042.", "B05y.", "B062z", "B065.", "B1110", "B11y1",  
21 "B11yz", "B123.", "B124.", "B137.", "B14..", "B143.", "B150.", "B15z.", "B160.", "B174.", "B17y0",  
22 "B17z.", "B18y3", "B18yz", "B1z2.", "B2...", "B2221", "B231.", "B301.", "B3035", "B3081", "B3084",  
23 "B3086", "B308C", "B308D", "B3105", "B310z", "B3112", "B313.", "B316.", "B317.", "B3230", "B3240",  
24 "B3257", "B3260", "B3278", "B3279", "B327z", "B3334", "B334z", "B3353", "B3360", "B3379",  
25 "B339.", "B33y.", "B33z0", "B35z0", "B3z..", "B430.", "B453.", "B470.", "B483.", "B48yz", "B4A..",  
26 "B5011", "B5104", "B5105", "B513.", "B514.", "B51y0", "B52..", "B523.", "B52z.", "B5505", "B602.",  
27 "B6021", "B6022", "B610.", "B6114", "B6133", "B615z", "B616z", "B61z4", "B6215", "B6231", "B6236",  
28 "B6251", "B6252", "B6253", "B626.", "B6271", "B6275", "B6276", "B6277", "B62y.", "B62z5", "B6530",  
29 "B67y.", "B67y0", "B681.", "B68z.", "B6z..", "Byu0.", "Byu22", "Byu40", "ByuD3", "ByuD7", "ByuD9",  
30 "B00..", "B0010", "B0011", "B004z", "B02y.", "B03y.", "B056.", "B0601", "B0620", "B0711", "B072.",  
31 "B0721", "B0732", "B0z1.", "B1...", "B10y.", "B11..", "B13y.", "B161.", "B171.", "B18z.", "B2002",  
32 "B222z", "B2z0.", "B2zz.", "B300.", "B3002", "B300C", "B3031", "B3034", "B3044", "B304z", "B3053",  
33 "B3089", "B30X.", "B3102", "B3123", "B313z", "B3235", "B3252", "B326.", "B3263", "B327.", "B3335",  
34 "B3361", "B3374", "B340.", "B3400", "B340z", "B343.", "B35z.", "B410z", "B4303", "B44..", "B444.",  
35 "B450.", "B452.", "B485.", "B487.", "B495.", "B4A2.", "B4A4.", "B500z", "B501z", "B504.", "B506.",  
36 "B5103", "B5245", "B5511", "B553.", "B553z", "B6000", "B601.", "B6028", "B602z", "B60y.", "B6108",  
37 "B6112", "B6115", "B6125", "B6134", "B6142", "B6146", "B6204", "B6205", "B6206", "B6213",  
38 "B6220", "B6221", "B6226", "B6247", "B6250", "B625z", "B6264", "B62x6", "B62y8", "B62z.", "B62z3",  
39 "B6301", "B642.", "B661.", "B671.", "B673.", "B682.", "B6y0.", "Byu..", "Byu41", "Byu72", "Byu80",  
40 "ByuD0", "ByuDA", "B001z", "B0021", "B003.", "B00y.", "B0111", "B0511", "B061.", "B063.", "B067.",  
41 "B0z2.", "B106.", "B11z.", "B121.", "B130.", "B14z.", "B1511", "B1512", "B1513", "B1611", "B17yz",  
42 "B1800", "B182.", "B1z0.", "B20..", "B2003", "B200z", "B206.", "B211.", "B2132", "B22..", "B3001",  
43 "B3003", "B3008", "B3022", "B303z", "B3062", "B307.", "B311.", "B3113", "B31y.", "B322.", "B3270",  
44 "B3274", "B32z.", "B3331", "B3375", "B346.", "B4300", "B4701", "B470z", "B482.", "B484.", "B48y1",  
45 "B48y2", "B4A11", "B4z..", "B5...", "B50..", "B5010", "B507.", "B5070", "B5071", "B51yz", "B5232",  
46 "B5401", "B54z.", "B550.", "B5502", "B551z", "B552.", "B6005", "B6027", "B6107", "B6110", "B6117",  
47 "B612.", "B6136", "B6137", "B6141", "B6151", "B6152", "B6156", "B6161", "B6166", "B6201",  
48 "B6202", "B622.", "B6222", "B6232", "B625.", "B6263", "B6266", "B6267", "B627.", "B627W", "B62x.",  
49 "B62xX", "B62y7", "B62yz", "B62z8", "B672.", "B6z0.", "Byu55", "Byu6.", "Byu7.", "ByuA.", "ByuD1",  
50 "ByuE0", "ZV10.", "ZV10z", "B002z", "B0032", "B0041", "B00z.", "B01..", "B017.", "B02z.", "B030.",  
51 "B051z", "B054.", "B0550", "B0551", "B057.", "B0602", "B0640", "B066.", "B06yz", "B0z0.", "B10..",  
52 "B104.", "B111z", "B117.", "B134.", "B1501", "B151z", "B1z1.", "B1zy.", "B214.", "B21z.", "B220.",  
53 "B221.", "B23y.", "B2413", "B2zy.", "B300z", "B3040", "B3059", "B306.", "B3060", "B309.", "B30W.",

1  
2  
3 "B30z.", "B3114", "B3122", "B3131", "B31z0", "B320.", "B3253", "B3275", "B3277", "B331.", "B3311",  
4 "B3322", "B333z", "B3362", "B4101", "B4301", "B4310", "B442.", "B4501", "B4510", "B454.", "B471.",  
5 "B48y0", "B497.", "B4A1z", "B5001", "B507z", "B5102", "B517.", "B5170", "B51z.", "B5212", "B522.",  
6 "B52W.", "B540z", "B5452", "B551.", "B5510", "B60.", "B6007", "B6011", "B6024", "B6103", "B6104",  
7 "B612z", "B6135", "B614.", "B6155", "B6160", "B6164", "B61z7", "B6207", "B6228", "B6233",  
8 "B6237", "B6248", "B6254", "B6255", "B6258", "B6261", "B6278", "B62y4", "B62y5", "B62z7",  
9 "B6300", "B63y.", "B652.", "B660.", "B66z.", "B670.", "Byu4.", "Byu57", "Byu71", "Byu81", "Byu90",  
10 "B0...", "B000z", "B0020", "B01y.", "B022.", "B03.", "B05.", "B051.", "B0510", "B055z", "B05z.",  
11 "B062.", "B06y0", "B073.", "B084.", "B11y.", "B12z.", "B13.", "B131.", "B138.", "B151.", "B152.",  
12 "B162.", "B2013", "B201z", "B2220", "B2231", "B223z", "B226.", "B230.", "B241.", "B24y.", "B24z.",  
13 "B3004", "B3009", "B300A", "B3043", "B305D", "B3070", "B3082", "B308A", "B310.", "B32.", "B324.",  
14 "B3250", "B3265", "B332.", "B3340", "B3359", "B335z", "B33z.", "B42.", "B430z", "B43z.", "B450z",  
15 "B45y.", "B47.", "B4703", "B492.", "B4A00", "B4A3.", "B508.", "B50y.", "B5171", "B51y1", "B51y2",  
16 "B5201", "B5240", "B53.", "B5400", "B5420", "B5530", "B555.", "B6002", "B6010", "B601z", "B6020",  
17 "B6106", "B6124", "B6144", "B6148", "B615.", "B6150", "B6153", "B61z0", "B61z2", "B621.", "B6212",  
18 "B6230", "B6257", "B626z", "B6273", "B62x1", "B62y0", "B62z4", "B63z.", "B64y2", "B65y1", "B674.",  
19 "B67yz", "Byu12", "Byu30", "Byu52", "Byu59", "ByuA1", "ByuA3", "ByuDD", "ZV103", "B0030",  
20 "B007.", "B0100", "B011.", "B020.", "B031.", "B04.", "B04y.", "B04z.", "B0512", "B053.", "B06.",  
21 "B070.", "B074.", "B083.", "B08y.", "B08z.", "B0zz.", "B100.", "B1111", "B122.", "B132.", "B135.",  
22 "B1514", "B17.", "B1802", "B20y.", "B213z", "B215.", "B2210", "B2240", "B224z", "B24.", "B2412",  
23 "B243.", "B25.", "B3007", "B3052", "B305C", "B3080", "B3087", "B3101", "B312.", "B3126", "B312z",  
24 "B3130", "B3150", "B321.", "B3233", "B323z", "B3258", "B3261", "B3264", "B332z", "B3363",  
25 "B3376", "B34.", "B34y.", "B35zz", "B432.", "B443.", "B44y.", "B45X.", "B486.", "B48y.", "B494.",  
26 "B496.", "B5002", "B502.", "B503.", "B50z.", "B51.", "B5101", "B5120", "B5172", "B517z", "B520.",  
27 "B520z", "B5242", "B5243", "B525.", "B52X.", "B542.", "B5450", "B55.", "B5501", "B59zX", "B6013",  
28 "B6014", "B6017", "B6023", "B60z.", "B61.", "B6113", "B6118", "B611z", "B6121", "B6126", "B6131",  
29 "B6147", "B614z", "B6158", "B6165", "B61z3", "B61z8", "B620z", "B6218", "B6224", "B6225", "B623.",  
30 "B6240", "B62x0", "B640.", "B650.", "B651z", "B65y.", "B65y0", "B65yz", "B66yz", "B6y.", "Byu20",  
31 "Byu42", "Byu43", "Byu56", "ByuC0", "ByuD5", "B30z0", "B3065", "C104.", "C1080", "C108D",  
32 "C1092", "C1096", "F4640", "K01x1", "C106.", "C109C", "C1040", "C104y", "C106z", "C1051", "F372.",  
33 "F4203", "C1081", "C1087", "C1090", "F420z", "C1082", "F3813", "F4202", "C104z", "C108B", "F374z",  
34 "F4201", "C109B", "C109A", "F420.", "F4204", "C1050", "C105y", "C105z", "C1091", "F3y0.", "C105.",  
35 "C1061", "C106y", "C108C", "C109E", "C108F", "C108H", "C109H", "2BBL.", "F4206", "F4208", "C108J",  
36 "C10FC", "C10FH", "C10ED", "C10F6", "C10FA", "C10E0", "C10E1", "C10F2", "C10FE", "C10F0",  
37 "F4207", "C10EC", "C10FB", "2BBP.", "2BBQ.", "2BBR.", "2BBS.", "2BBV.", "C10E2", "C10F1", "C10EF",  
38 "2BBk.", "C10EB", "C10EQ", "C10FR", "F222.", "F241.", "F2300", "F221.", "F2411", "F2410", "F230.",  
39 "F223.", "F220.", "F141.", "F22.", "F22z.", "K001.", "K032.", "K080.", "K0A32", "K02yz", "K03.",  
40 "K034.", "K05.", "K0A33", "K0A55", "K041.", "K021.", "K032y", "K042.", "K0800", "K08yz", "K1010",  
41 "K0...", "K012.", "K02.", "K023.", "K02z.", "K0801", "Kyu2.", "K02y0", "K032z", "K035.", "K0A34",  
42 "K0A37", "K0803", "K1001", "K1011", "Kyu20", "K080z", "K08z.", "Kyu21", "K060.", "K081.", "K019.",  
43 "K022.", "K02y2", "K02y3", "K050.", "K06.", "K08y0", "K0A35", "K1000", "14D1.", "K0320", "K04y.",  
44 "K04z.", "K0802", "1Z10.", "1Z12.", "1Z13.", "1Z14.", "1Z11.", "B560.", "B5612", "B5614", "B561z",  
45 "B5620", "B5633", "B572.", "B573.", "B575z", "B58.", "B583z", "B58y3", "B58y8", "ByuC1", "B56.",  
46 "B5608", "B5610", "B5642", "B570.", "B574.", "B575.", "B576z", "B5821", "B582z", "B58y.", "B58y4",  
47 "B590.", "B594.", "B5y.", "B562.", "B5632", "B564.", "B565.", "B57.", "B5751", "B5812", "B5824",  
48 "B5831", "B585.", "B586.", "B58y2", "B59.", "B5618", "B5621", "B5624", "B563z", "B564z", "B5654",  
49 "B56y.", "B5740", "B5761", "B5825", "B584.", "B587.", "B5z.", "ByuC.", "ByuC5", "B5600", "B5604",  
50 "B5616", "B5617", "B562z", "B577.", "B5811", "B58y5", "B58y9", "B591.", "B59z.", "ByuC4", "B5603",  
51 "B5605", "B5623", "B5631", "B5641", "B5653", "B56z.", "B571.", "B5762", "B57y.", "B57z.", "B580.",  
52 "B581z", "B593.", "ByuC2", "ByuC7", "B153.", "B5606", "B5609", "B5613", "B563.", "B5650", "B5741",  
53 "B5742", "B5810", "B5822", "B58y0", "B58y7", "ByuC8", "B574z", "B581.", "B5830", "B58y1", "B592X",  
54  
55  
56  
57  
58  
59  
60

"B560z", "B5619", "B5652", "B565z", "B576.", "B5820", "B5826", "B5832", "B58yz", "B5607", "B561.",  
 "B5615", "B5750", "B5823", "B583.", "B58z.", "ByuC3", "B5601", "B5602", "B5611", "B5622", "B5630",  
 "B5640", "B5651", "B5760", "B582.", "B58y6", "B592.", "ByuC6", "B5850", "G85.", "G850.", "J62y.",  
 "A704z", "G851.", "G8522", "J624.", "J62z.", "G8521", "Gyu94", "760F3", "J623.", "J622.", "G8523",  
 "G852z", "G852.", "G8520", "G858.", "A7898", "A788.", "A7885", "A788X", "A7892", "A7895",  
 "AyuC1", "AyuC7", "A7881", "A7893", "A7896", "AyuC2", "AyuCA", "A788U", "A789.", "AyuC0",  
 "AyuC8", "A788y", "A7894", "AyuC5", "AyuC9", "AyuCC", "A788W", "A789X", "AyuC3", "AyuC4",  
 "AyuC6", "A7886", "A788z", "A789A", "A7882", "A7883", "A7884", "A788V", "A7891", "AyuC.",  
 "AyuCD", "A7890", "A7899", "AyuCB"

### **Age**

Age was calculated using date of birth rather than read codes

### **Height**

"229.."

### **Weight**

"22A.."

### **Smoking**

#### **Current smoking:**

"137.", "1372.", "1373.", "1374.", "1375.", "1376.", "137a.", "137b.", "137c.", "137C.", "137d.",  
 "137D.", "137e.", "137f.", "137G.", "137h.", "137H.", "137J.", "137m.", "137M.", "137o.", "137P.",  
 "137Q.", "137R.", "137V.", "137X.", "137Y.", "137Z.", "Ub1tI", "Ub1tJ", "Ub1tK", "Ub1tR", "Ub1tS",  
 "Ub1tT", "Ub1tU", "Ub1tV", "Ub1tW", "XaBSp", "Xallu", "XalkW", "XalkY", "Xaltg", "XaJX2", "XaLQh",  
 "XaWNE", "XaZIE", "XE0og", "XE0oi", "XE0oq", "XE0or"

#### **Ex-smoking:**

"1377.", "1378.", "1379.", "137A.", "137B.", "137F.", "137j.", "137K.", "137l.", "137N.", "137O.",  
 "137S.", "137T.", "Ub0p1", "Ub1na", "Xa1bv", "XaQ8V", "XE0oj", "XE0ok", "XE0ol", "XE0om",  
 "XE0on", "XE0op", "137K0", "XaQzw"

#### **Passive smoking:**

"13WF.", "XM1Jh", "13WF4", "137l.", "137l0", "Ub0pe", "Ub0pf", "Ub0pg"

#### **Non-smoking:**

"1371.", "XE0oh", "137U.", "XaFvq"

# BMJ Open

## Predicting the risk of asthma attacks in children, adolescents and adults: protocol for a machine learning algorithm derived from a primary care-based retrospective cohort

Journal:	<i>BMJ Open</i>
Manuscript ID	bmjopen-2019-036099.R1
Article Type:	Protocol
Date Submitted by the Author:	12-Mar-2020
Complete List of Authors:	Hussain, Zain; The University of Edinburgh Usher Institute of Population Health Sciences and Informatics Shah, Syed Ahmar; The University of Edinburgh Usher Institute of Population Health Sciences and Informatics, Mukherjee, Mome; The University of Edinburgh, Asthma UK Centre for Applied Research (AUKCAR), Centre for Medical Informatics, Usher Institute of Population Health Sciences and Informatics Sheikh, Aziz; University of Edinburgh, Division of Community Health Sciences
<b>Primary Subject Heading</b>:	Respiratory medicine
Secondary Subject Heading:	Health informatics, Respiratory medicine, Public health
Keywords:	Health informatics < BIOTECHNOLOGY & BIOINFORMATICS, PUBLIC HEALTH, Epidemiology < THORACIC MEDICINE, Asthma < THORACIC MEDICINE

SCHOLARONE™  
Manuscripts



I, the Submitting Author has the right to grant and does grant on behalf of all authors of the Work (as defined in the below author licence), an exclusive licence and/or a non-exclusive licence for contributions from authors who are: i) UK Crown employees; ii) where BMJ has agreed a CC-BY licence shall apply, and/or iii) in accordance with the terms applicable for US Federal Government officers or employees acting as part of their official duties; on a worldwide, perpetual, irrevocable, royalty-free basis to BMJ Publishing Group Ltd ("BMJ") its licensees and where the relevant Journal is co-owned by BMJ to the co-owners of the Journal, to publish the Work in this journal and any other BMJ products and to exploit all rights, as set out in our [licence](#).

The Submitting Author accepts and understands that any supply made under these terms is made by BMJ to the Submitting Author unless you are acting as an employee on behalf of your employer or a postgraduate student of an affiliated institution which is paying any applicable article publishing charge ("APC") for Open Access articles. Where the Submitting Author wishes to make the Work available on an Open Access basis (and intends to pay the relevant APC), the terms of reuse of such Open Access shall be governed by a Creative Commons licence – details of these licences and which [Creative Commons](#) licence will apply to this Work are set out in our licence referred to above.

Other than as permitted in any relevant BMJ Author's Self Archiving Policies, I confirm this Work has not been accepted for publication elsewhere, is not being considered for publication elsewhere and does not duplicate material already published. I confirm all authors consent to publication of this Work and authorise the granting of this licence.

1  
2  
3  
4 **Predicting the risk of asthma attacks in children, adolescents**  
5 **and adults: protocol for a machine learning algorithm derived**  
6 **from a primary care-based retrospective cohort**  
7  
8  
9

10  
11  
12 Zain U. Hussain<sup>1</sup>, Syed Ahmar Shah<sup>1</sup>, Mome Mukherjee<sup>1,2</sup>, Aziz Sheikh<sup>1,2</sup>

13  
14  
15 <sup>1</sup>*Asthma UK Centre for Applied Research, Usher, The University of Edinburgh, Edinburgh, UK*

16  
17 <sup>2</sup>*Health Data Research UK*  
18  
19  
20  
21

22 Address for correspondence:

23  
24 Syed Ahmar Shah  
25 Usher Institute  
26 The University of Edinburgh  
27 NINE Edinburgh BioQuarter, 9 Little France Road, Edinburgh EH16 4UX  
28 Email: ahmar.shah@ed.ac.uk  
29  
30

31 Word Count: 2789

32  
33  
34 Keywords: asthma attacks; asthma exacerbations; predict; machine learning; primary care;  
35 respiratory; prognostic tool; OPCRD; novelty detection  
36  
37  
38  
39  
40  
41  
42  
43  
44  
45  
46  
47  
48  
49  
50  
51  
52  
53  
54  
55  
56  
57  
58  
59  
60



1  
2  
3 **Introduction:** Most asthma attacks and subsequent deaths are potentially preventable. We aim to  
4 develop a prognostic tool for identifying patients at high risk of asthma attacks in primary care by  
5 leveraging advances in machine learning.  
6  
7  
8  
9

10  
11 **Methods and Analysis:** Current prognostic tools use logistic regression to develop a risk scoring  
12 model for asthma attacks. We propose to build on this by systematically applying various well-  
13 known machine learning techniques to a large longitudinal de-identified primary care database, the  
14 Optimum Patient Care Research Database (OPCRD), and comparatively evaluate their  
15 performance with the existing logistic regression model and against each other. Machine learning  
16 algorithms vary in their predictive abilities based on the dataset and the approach to analysis  
17 employed. We will undertake feature selection, classification (both one-class and two-class  
18 classifiers) and performance evaluation. Patients who have had actively treated clinician-diagnosed  
19 asthma, aged 8-80 years and with three years of continuous data, from 2016-18, will be selected.  
20 Risk factors will be obtained from the first year, whilst the next two years will form the outcome  
21 period, in which the primary endpoint will be the occurrence of an asthma attack.  
22  
23  
24  
25  
26  
27  
28  
29  
30  
31  
32  
33  
34  
35

36  
37 **Ethics and Dissemination:** We have obtained approval from OPCRD's Anonymous Data  
38 Ethics Protocols and Transparency (ADEPT) Committee. We will seek ethics approval from The  
39 University of Edinburgh's Research Ethics Group (UREG). We aim to present our findings at  
40 scientific conferences and in peer-reviewed journals.  
41  
42  
43  
44  
45  
46  
47  
48  
49  
50  
51  
52  
53  
54  
55  
56  
57  
58  
59  
60

1  
2  
3 **Article Summary:**  
4

5 **Strengths and Limitations of this study:**  
6  
7

- 8 - Comparison of a variety of machine learning approaches with a logistic regression model to  
9 develop a prognostic tool for predicting asthma attacks will be done
- 10 - First study to apply novelty detection (a one-class classifier) for predicting asthma attacks  
11 using primary care data
- 12 - Standardised performance evaluation measures will be used when comparing machine  
13 learning algorithms
- 14 - A very large national primary care dataset will be utilised, with a population of people with  
15 asthma, which will increase the likelihood that results will be generalisable
- 16 - Some potentially important risk factors, such as inhaler technique and allergen exposure are  
17 absent from this database, and we will not be validating this work against another dataset.  
18  
19  
20  
21  
22  
23  
24  
25  
26  
27  
28  
29  
30  
31  
32  
33  
34  
35  
36  
37  
38  
39  
40  
41  
42  
43  
44  
45  
46  
47  
48  
49  
50  
51  
52  
53  
54  
55  
56  
57  
58  
59  
60

## Introduction

Asthma is a common and heterogeneous disease that affects approximately 300 million people worldwide; in most parts of the world its prevalence is growing or remaining stable at best<sup>1</sup>. Around 180,000 deaths are attributed to asthma per year, the majority of which are preventable. Asthma attacks (also termed asthma exacerbations) can affect people with asthma of any age, ethnicity and severity. In the United Kingdom, there are each year at least 6.3m primary care consultations, 93,000 hospital in-patients episodes and 1400 deaths have been attributed to asthma, costing the UK public sector over £1.1 billion<sup>2</sup>.

Asthma is a variable condition. Most people with asthma thus have long periods where they are either asymptomatic or experience only relatively mild symptoms and then experience asthma attacks, which may prove life threatening. Asthma self-management plans aim to support patients/carers in identifying when asthma control is deteriorating and then encouraging patients to modify treatment accordingly to improve asthma control. This is at present largely a qualitative process as there is no widely used algorithm to help predict the risk of an asthma attack.

The limited existing body of evidence on this subject reveals that most investigators have employed univariate regression modelling to identify one or more risk factors for asthma attacks. Such studies assess the independent contribution of each of several factors, and do not determine the predictive performance of an optimal combination of factors in individual patients. In contrast, a limited number of studies have attempted to combine various risk factors in order to develop a risk scoring algorithm. A comprehensive systematic review by Loymans et al.<sup>3</sup> aimed to identify and critically appraise predictive models which assess future risk of asthma attacks. They were able to identify 24 models from 12 studies, using a search up to April 2017, in which multiple factors (referred to as predictors henceforth) were accounted for and predictive performances were evaluated. They concluded that a generalisable model for predicting severe attacks is feasible,

1  
2  
3 as the predictive properties of most models were comparable in two distinct validation  
4 populations, and that there is scope for improved performances. A major limitation of the studies  
5 reviewed was the small population size. Except one study<sup>4</sup>, all studies reviewed had a population  
6 size of less than 8,000, and consequently a low number of asthma attacks. Variations in model  
7 performance was attributed to design methodologies, reporting and differences in asthma  
8 outcomes. The definition of an asthma attack varied between studies, with some using just one, or  
9 combination, of the following: prescription of oral corticosteroids, attending the accident and  
10 emergency department and/or hospital admission for asthma. The definition of uncontrolled  
11 asthma also varied, with some studies using subjective measures, such as data in patient diaries.  
12 We have identified Blakey et al.<sup>5</sup> as our benchmark study (excluded from Loymans et al. for  
13 reporting relative risk rather than absolute risk), as it successfully addresses many of our  
14 aforementioned limitations associated with developing a risk score. This study effectively identified  
15 patients at risk of recurrent attacks using the OPCR database, which contained longitudinal  
16 medical records of 118,819 asthma patients, and was broadly representative of the general asthma  
17 population in the UK. Various predictors (or features) for attacks were identified and evaluated  
18 using logistic regression - building on the work by Price et al.<sup>6</sup> - and entered into a multivariate  
19 logistic regression analysis with feature selection using backward elimination, based on the  
20 importance of individual features. The resultant risk score for recurrent attacks over a two-year  
21 outcome period, was used to develop an online asthma risk prediction tool for research and clinical  
22 purposes<sup>7</sup>. There is however a need to build on this study, as it only utilised logistic regression,  
23 which has been shown to be a poor classifier in cases of class imbalance (i.e. disproportionate ratio  
24 of event vs no event data) which is the case for asthma attacks in a population<sup>8</sup>. In addition, logistic  
25 regression is a two-class classifier (i.e. it requires reasonable number of samples of both classes to  
26 adequately model the data). Two class-classifiers are the most common approach and all previous  
27 studies have attempted to model asthma attack using a two-class classifier. However, in situations  
28 where an event is rare (such as asthma attacks in this study), novelty detection (one-class classifier)

1  
2  
3 can perform better as it only requires examples of one class that is common (in our case, it would  
4 be the periods over which an individual had no asthma attacks) to build a model. While novelty  
5 detection has been applied in several healthcare applications such as detection of masses in  
6 mammograms<sup>9</sup>, condition monitoring of patients in ICU<sup>10</sup> and identification of children with  
7 infection<sup>11</sup>, we are not aware of any previous study that has applied novelty detection for the  
8 prediction of asthma attacks.  
9

10  
11  
12 Since machine learning algorithms vary in their predictive abilities dependent on the underlying  
13 application and distribution of data, a range of methodologies need to be employed and compared  
14 in an attempt to improve performance.  
15  
16

## 17 18 19 20 21 22 23 24 25 26 27 28 Research Aims

29  
30 We propose leveraging advancements in machine learning by systematically evaluating different  
31 modelling approaches, to develop a prognostic tool for asthma attacks that is an improvement  
32 over the current state-of-the-art logistic regression-based approach<sup>6</sup>.  
33  
34

35 Specifically, we aim to:

- 36  
37 1. Identify significant risk factors associated with asthma attacks in children, adolescents and  
38 adults (aged 8-80 years), and appropriately select these for inclusion in our analysis.
- 39  
40 2. Systematically apply several machine learning algorithms (both one-class classifier and two-  
41 class classifiers) to predict the risk of asthma attacks, over 3-, 6-, 12- and 24-month  
42 outcome periods.
- 43  
44 3. Comparatively evaluate performances of these predictive models with each other and  
45 against the benchmark logistic regression model, to identify which is the most accurate.  
46  
47  
48  
49  
50  
51  
52  
53

## 54 55 Methods

56  
57 *Figure 1: flowchart of proposed steps in the methodology.*  
58  
59  
60

1  
2  
3 Figure 1 provides an overview of our methodology. Once the data has been extracted, it will be  
4 divided into training and testing sets, using k-fold cross validation. The training data will then be  
5 used to develop a risk prediction model. The key steps for developing this model are feature  
6 selection and training a classifier model. The trained classifier will then be tested on the remaining  
7 data (the testing set) for validation. It is important to point out that some methods combine feature  
8 selection and classifier within a single step known as embedded methods (hence the dashed line  
9 combining feature selection with classifier).

### **Study design and population:**

21  
22  
23 We will conduct a retrospective cohort study, using OPCR, a longitudinal de-identified primary  
24 care database of over 6.3 million patients from over 700 general practices in the UK. The medical  
25 record data for each patient will include demographic information, disease diagnoses in the form  
26 of Read codes, drug prescriptions, medical test results, and hospitalisation information. The three  
27 most recent years of continuous data for each patient will be analysed, from which one year will  
28 be for baseline characterisation, and the other two will form the outcome data.

29  
30  
31 The study population will consist of patients with actively treated asthma (“asthma diagnostic”  
32 Read codes prior to study commencing, and a current asthma prescription), aged 8-80 years and  
33 with three or more years of continuous data. This study will focus on adults and young people  
34 aged 8 years and over. Missing data on age and/or sex, will result in patient exclusion; this along  
35 with any other patient exclusions will be documented. We will not attempt to exclude patients with  
36 co-morbidities. We have, however, included comorbidities as one of the candidate predictors (see  
37 Table 1) that will allow us to adjust for any potential confounders arising from comorbidities.

38  
39  
40 Active asthma will be defined by a prescription with  $\geq 2$  asthma drugs during year 1 of the study,  
41 to include any of: short acting beta agonists (SABA), long acting beta antagonists (LABA), inhaled  
42 corticosteroids (ICS), fixed-dose ICS/LABA combination, leukotriene receptor antagonists

(LTRA), and/or theophylline, along with the absence of a Read code for resolved asthma at any point during the three year study period. For all characteristics derived from Read codes, full code lists will be provided as online supplementary materials.

### **Potential Risk Factors**

The candidate predictors for asthma attacks, to be assessed for inclusion in the models will be from the baseline study by Blakey et al.<sup>5</sup>, which selected measures that are routinely collected in primary care, as shown in Table 1. Variables with missing data, other than age and/or sex (exclusion criteria), will be dealt with using multiple imputation<sup>12</sup>.

Table 1: Candidate predictors to be assessed for inclusion in models (Adapted from Blakey et al.<sup>5</sup>)

Variable	Description
Sex	Male or female
Age	In years at the start of the 3-y study period
BMI	Last recorded, in kg/m <sup>2</sup> ; categorized as underweight (<18.5), normal (18.5-24.9), overweight (25-29.9), or obese (>=30)
Ethnicity	Ethnicity information if available (White, Black, Asian, South Asian Caribbean etc.)
Smoking Status	Last recorded, categorized as never smoker, current smoker, or ex-smoker
Charlson comorbidity index	Score in the baseline year, categorized as 0, 1-4, 5-9, >=10
Comorbidities*	Recorded ever or active: eczema, allergic and nonallergic rhinitis, nasal polyps, anaphylaxis diagnosis, anxiety/depression diagnosis, diabetes (type 1 or 2), GERD, cardiovascular disease, ischemic heart disease, heart failure, psoriasis
Comedications	In baseline year, prescription (yes/no) for paracetamol, NSAIDs, beta-blockers, statins
% predicted PEF	Recorded ever, expressed as percentage of predicted normal, categorized as unknown, <60%, 61%-79%, and >=80%
Blood eosinophil count	Last recorded, in 10 <sup>9</sup> cell/L, categorized as <=0.4 or >0.4
BTS step**	
Step 1	Inhaled SABA as needed
Step 2	ICS or LTRA
Step 3	Add LABA to ICS or use high-dose ICS (>=400 mg/d FP equivalent)
Step 4	Add LTRA/Theo to [ICS + LABA] or add LABA/LTRA/Theo to high-dose ICS
Step 5	Add OCS
Average daily dose of SABA/ICS	Cumulative dose of SABA/ICS prescribed in baseline year, expressed in mg/d albuterol or FP equivalent and divided by 365.25
Prescribed daily ICS dose	Dose of ICS prescribed at last prescription of baseline year in mg/d, FP equivalents
ICS medication possession ratio	ICS refill rate during the baseline year: sum of number of days per pack (number of actuations per pack/number of actuations per day)/365.25
ICS device type	In baseline year: categorized as no ICS, MDI, BAI, or DPI
Spacer use with ICS pMDI	Recorded in baseline year (yes/no)
Oral corticosteroid use	Any maintenance prescription for corticosteroids in baseline year (yes/no)
Prior asthma education	Recorded ever (yes/no)
Primary care consults	Number of primary care consultations, categorized as 0, 1-5, 6-12, >=13

Primary care consults for asthma	Number of primary care consultations with an asthma-related Read code
Antibiotics with lower respiratory consult	Number of consultations that resulted in antibiotic prescription (included to capture asthma events that may have been misclassified as LRTI)
Acute respiratory events	Number of events in the baseline year, defined as asthma-related hospitalization or ED attendance or an acute course of OCS or antibiotics prescription with lower respiratory consultation
Acute OCS courses	Number of acute courses of OCS in baseline year, categorized as 0, 1, >=2
Acute OCS courses with lower respiratory consult	Number of OCS courses with Read code for lower respiratory consultation in baseline year, categorized as 0, 1, >=2
Antibiotics courses	Number of antibiotics prescriptions with Read code for lower respiratory consultation in baseline year, categorized as 0, 1, >=2
Hospital attendance/admission	Number of asthma-related*** ED, inpatient, and outpatient attendance/admission in baseline year (as recorded in primary care data)
Asthma attacks	Number of asthma-related*** hospital ED attendance, inpatient admission, or acute OCS course
Eosinophil Count	Blood eosinophil count (cells/L) categorised into high and not high (threshold of $0.35 \times 10^9$ cells/L to define high/not high eosinophil count <sup>13</sup> )

BAI, Breath-actuated inhaler; BMI, body mass index; BTS, British Thoracic Society; DPI, dry powder inhaler; ED, emergency department; FP, fluticasone propionate; GERD, gastroesophageal reflux disease; LRTI, lower respiratory tract infection; LTRA, leukotriene receptor antagonist; MDI, metered-dose inhaler; NSAIDs, nonsteroidal anti-inflammatory drugs; PEF, peak expiratory flow; SABA, short-acting b2 agonist; Theo, theophylline.

\*Comorbidity recorded “ever” was defined as a diagnostic Read code during the baseline year or at any time before baseline. “Active” refers to those for which a diagnosis was recorded within the baseline year and/or a previous diagnosis was accompanied by a prescription for the comorbidity within the baseline year. “Rhinitis” included allergic and nonallergic rhinitis.

\*\*Based on the British guideline on the management of asthma (October 2014) for adults and children<sup>14</sup>

\*\*\*Any with a lower respiratory Read code (asthma or LRTI code).

### **Outcome ascertainment**

The primary outcome for each model will be the occurrence of an asthma attack, as defined by the European Respiratory Society (ERS)/American Thoracic Society (ATS)<sup>15</sup>, namely prescription of oral corticosteroids following an acute presentation of asthma, an accident and emergency attendance for asthma or an asthma related hospitalisation.

### **Analysis Plan**

#### ***Feature Selection***

An important stage, prior to the application of many well-known classifiers, is the selection of appropriate risk factors, termed “feature selection” in machine learning. This works to avoid the problem of overfitting, thereby increasing generalisability, and improving model accuracy. We will first generate a correlation heat map to visually assess which features are most correlated with an asthma attack<sup>16</sup>. Univariate analysis, such as correlation heatmaps, do not take the interaction of features into consideration. We will, therefore, subsequently use the Relief<sup>F</sup> algorithm that will allow us to rank features based on their predictive power<sup>17</sup>.



### *Classification*

Supervised classification algorithms will be used to obtain a classifier which can differentiate between stable asthma and a patient profile that is at risk of an attack. Figure 2 provides an overview of the classification algorithms that we will explore. Broadly, there are two types of supervised classification algorithms that we will explore: one-class classifier and a two-class classifier.

The first step within a one-class classifier is to learn a probabilistic model of normality in  $n$  dimensions (where  $n$  is the number of features). There are two main types of models for learning the unconditional probability density function characterizing normality: Parzen Windows and Gaussian Mixture Modelling<sup>18</sup>. Following the learning or training phase, the data fusion model of normality is used to evaluate the probability that the features acquired from a subject in a test set (i.e. a subject not included in the training set) can be considered to be normal. Novelty detection identifies those subjects with features outside the distribution of normality.

Two-class classifiers can broadly be categorised into discriminative models (these methods learn a decision boundary using the training data) and generative models (these models learn the underlying probability distribution of the data and then use Baye's formula for classification). For generative models, we will use the naïve bayes algorithm. For discriminative models, we will first use logistic regression -the most commonly used method in the field of medicine, hence will be used as our benchmark approach (as was done in Blakey et al.<sup>5</sup>). However, logistic regression can only learn a linear decision boundary in the feature space and we will subsequently apply additional discriminative classification algorithms in our pursuit of developing a prognostic tool. This comparative approach is used commonly in the field of machine learning<sup>19</sup>. The additional algorithms we will explore are "Support Vector Machines" (SVM) which seeks to find an optimal hyperplane in  $n$ -dimensional space for separating two classes (the maximum-margin hyperplane). In SVM, the decision points are defined by only the training points that are closest the boundaries

1  
2  
3 (the support vectors). By using a “kernel trick”, the SVM can be used to find a non-linear  
4  
5 boundary. We will also explore the use of “Decision Trees” which are widely used in healthcare  
6  
7 due to their simplicity and ease of interpretability. The afore-mentioned algorithms were selected  
8  
9 based on evidence in the literature on their use in predictive modelling<sup>20,21</sup>. Lastly, traditional  
10  
11 feature selection techniques can be sensitive to random error, hence we also propose the use of  
12  
13 Least Absolute Shrinkage and Selection Operator (LASSO)<sup>22</sup>. LASSO is a modification of logistic  
14  
15 regression where the cost function includes an additional term (a regularisation term which is the  
16  
17 sum of the absolute values of the unknown parameters to be found). Effectively, it is an embedded  
18  
19 technique that combines classification learning and feature selection by systematically removing  
20  
21 (or knocking out) features based on their predictive ability. This technique can thus help us rank  
22  
23 features based on their importance (i.e. predictive power) as well as enhance the prediction  
24  
25 accuracy and interpretability of the classifier.  
26  
27  
28  
29  
30  
31  
32  
33  
34

35 *Figure 2: Overview of the various classification algorithms that will be used to predict asthma attack. The methods are broadly*  
36 *divided into one-class classifier and two-class classifier. Our baseline reference method is logistic regression (shown in green)*

### 37 **Performance evaluation**

38  
39 K-fold cross validation will be used to estimate the predictive accuracy of each machine learning  
40  
41 model on unseen data. Each round of cross validation involves the splitting of the dataset into  
42  
43 subsets (the parameter K refers to the number of subsets), following which the algorithm is trained  
44  
45 on one subset (termed the “training set”), and is then validated against another subset (termed the  
46  
47 “validation set” or “testing set”). In order to reduce variability, multiple rounds of cross-validation  
48  
49 are performed, with different subsets from the same dataset, and the average cross-validation error  
50  
51 is used as a performance indicator.  
52  
53  
54  
55  
56

57 Model evaluation will be carried out quantitatively via Receiver Operator Characteristic (ROC)  
58  
59 analysis. ROC curves will be constructed to evaluate and compare the predictive models. A ROC  
60

1  
2  
3 curve plots sensitivity (i.e. the proportion of positive cases that are correctly identified) and  
4  
5 specificity (i.e. the proportion of negative cases that are correctly identified) at a range of threshold  
6  
7 settings. The Area Under the Curve (AUC) provides an aggregate measure of model performance  
8  
9 across all classification thresholds and will be used to compare predictive models.  
10  
11

## 12 **Discussion**

13  
14 This is the first study that will leverage advances in machine learning to develop a prognostic tool  
15  
16 for asthma attacks using a UK-wide dataset. It is also the first study that will apply a one-class  
17  
18 classifier (novelty detection) to predict asthma attack using routinely collected primary care data.  
19  
20 It will fill an important gap in the evidence base, as similar studies carried out to-date have utilised  
21  
22 single models (primarily logistic regression and lacking comparative algorithm analysis) and none  
23  
24 have utilised novelty detection. A study protocol<sup>23</sup> was recently published, for developing a  
25  
26 machine learning based prediction tool for asthma attacks, which will employ novel applications  
27  
28 of established machine learning. However, the model will be derived and validated using data  
29  
30 across Scotland, and the work will only focus on two-class classifiers. Our study will be based on  
31  
32 a general population of people with asthma, with data obtained from a large UK-wide dataset. Our  
33  
34 findings will therefore be applicable to patients undergoing treatment for asthma in the UK and  
35  
36 can potentially inform clinical practice. A variety of machine learning algorithms have been  
37  
38 selected for comparison, based on evidence from the literature on their uses, and the performance  
39  
40 evaluation measures to be used are also standard, well-accepted approaches.  
41  
42  
43  
44  
45  
46  
47

48 One limitation of our study is the absence of some potentially important risk factors from the  
49  
50 database (based on reports from previous studies<sup>24</sup>), including allergen exposure and inhaler  
51  
52 technique, along with the lack of another independent dataset for validating models. Another  
53  
54 limitation is not all asthma attacks will be captured in routinely collected structured electronic  
55  
56 health records. There is the potential to use natural language processing (NLP) based  
57  
58 approaches to interrogate the free text records and this may increase the accuracy with which  
59  
60

1  
2  
3 such events are detected. Furthermore, we do not have access to pharmacy records for  
4  
5 prescription data (which may help us better estimate patient adherence to medication  
6  
7 prescription) and would therefore use prescription records to determine patient usage which may  
8  
9 not always be the correct.  
10

11  
12 Following the development of our prognostic tool, independent validation will be required using  
13  
14 another large dataset. Prospective trials will then be needed in order to evaluate the implementation  
15  
16 of the model in clinical practice, along with its effects on asthma-related outcomes in the  
17  
18 population.  
19  
20  
21  
22

### 23 **Ethics and dissemination**

24  
25 All authors with data access have completed the Safe Users of Research data Environment training,  
26  
27 provided by the Administrative Data Research Network. All analysis will be conducted in  
28  
29 concordance with the National Services Scotland Electronic Data Research and Innovation  
30  
31 Service (eDRIS) user agreement.  
32  
33

34  
35 Our study protocol has been reviewed and ethically approved by The Anonymous Data Ethics  
36  
37 Protocols and Transparency (ADEPT) committee, thereby receiving ADEPT Approval and  
38  
39 access to the OPCR.   
40  
41  
42  
43

44 The findings from this study will be reported in line with recommendations from the TRIPOD  
45  
46 (transparent reporting of a multivariable prediction model for individual prognosis or diagnosis)  
47  
48 and RECORD (reporting of studies conducted using observational routinely-collected health data)  
49  
50 checklists<sup>25</sup>. Code scripts used for all components of the data cleaning, compiling, and analysis will  
51  
52 be made available in the open source GitHub website at <https://github.com/syedahmar> . We aim  
53  
54 to present the findings at national and international conferences, and publish them in leading peer-  
55  
56 reviewed journals.  
57  
58  
59  
60

## Acknowledgements

The authors would like to thank Dominic Ng and Moiz A. Shah for their contributions to the proof reading of this manuscript. We thank OPC for access to the OPCRD dataset.

- **Contributors:** ZH, SAS, and AS conceived and planned the analysis. SAS with ZH wrote the first draft, with contributions from all authors (ZH, SAS, MM, AS). All authors approved the final version and jointly take responsibility for the decision to submit this manuscript to be considered for publication.
- **Funding:** Asthma UK Centre for Applied Research; The University of Edinburgh's Chancellor's Fellowship Scheme; Health Data Research UK, an initiative funded by UK Research and Innovation, Department of Health and Social Care (England) and the devolved administrations, and leading medical research charities.
- **Ethics Approval:** Approval has been obtained from OPCRD's Anonymous Data Ethics Protocols and Transparency (ADEPT) Committee. Permissions will also be sought from The University of Edinburgh's Research Ethics Group (UREG) prior to analysis.
- **Competing interests:** None declared.
- **Provenance and peer review:** Not commissioned; externally peer reviewed.
- **Patient consent for publication:** Not required.
- **Data Availability:** The OPCRD dataset, which is used in this study, is not publicly available. Access to the dataset is subject to protocol approval by an independent committee, Anonymous Data Ethics Protocols and Transparency (ADEPT). Any research project conducted on OPCRD data needs to be reviewed and ethically approved by the ADEPT committee prior to any data being accessed. Visit <https://opcrd.co.uk/our-database/data-access-governance/> for further information on OPCRD and <https://www.regresearchnetwork.org/adept-committee/> to view the ADEPT form and for further information. The source code used for the analysis of the data is publicly available in the github repository: <https://github.com/syedahmar>.
- **Patient and Public Involvement:** We aim to work closely with the members of the Patient and Public Involvement (PPI) group of the Asthma UK Centre for Applied Research, University of Edinburgh during this research. We will seek input from the PPI group to comment on the findings of the study and help us

1  
2  
3 in disseminating the key findings to the public via social media, website and various public engagement  
4 activities.  
5  
6

## 7 References

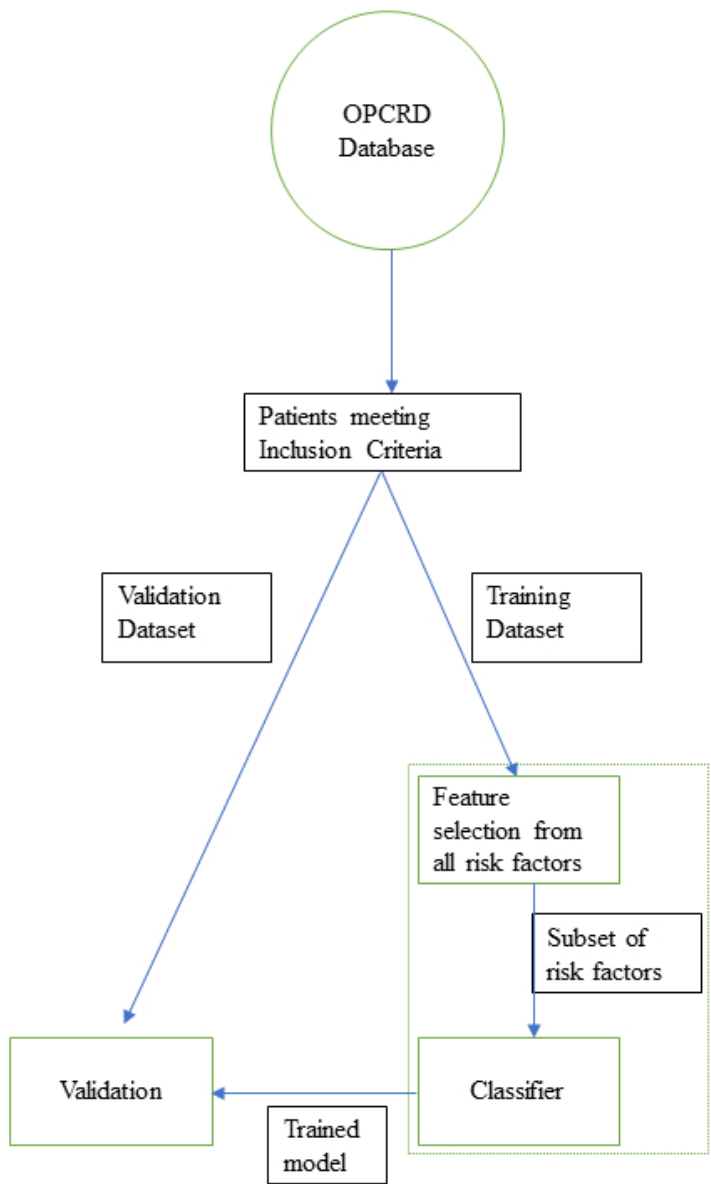
- 8  
9 1. Anandan C, Nurmatov U, van Schayck OCP, Sheikh A. Is the prevalence of asthma  
10 declining? Systematic review of epidemiological studies. *Allergy*. 2010;65(2):152-167.  
11 doi:10.1111/j.1398-9995.2009.02244.x  
12
- 13 2. Mukherjee M, Stoddart A, Gupta RP, et al. The epidemiology, healthcare and societal  
14 burden and costs of asthma in the UK and its member nations: Analyses of standalone  
15 and linked national databases. *BMC Med*. 2016;14(1). doi:10.1186/s12916-016-0657-8  
16
- 17 3. Loymans RJB, Debray TPA, Honkoop PJ, et al. Exacerbations in Adults with Asthma: A  
18 Systematic Review and External Validation of Prediction Models. *J Allergy Clin Immunol*  
19 *Pract*. 2018. doi:10.1016/j.jaip.2018.02.004  
20
- 21 4. Grana J, Preston S, McDermott PD, Hanchak NA. The use of administrative data to risk-  
22 stratify asthmatic patients. *Am J Med Qual*. 1997;12(2):113-119.  
23 doi:10.1177/0885713X9701200205  
24
- 25 5. Blakey JD, Price DB, Pizzichini E, et al. Identifying Risk of Future Asthma Attacks Using  
26 UK Medical Record Data: A Respiratory Effectiveness Group Initiative. *J Allergy Clin*  
27 *Immunol Pract*. 2017;5(4):1015-1024.e8. doi:10.1016/j.jaip.2016.11.007  
28
- 29 6. Price D, Wilson A, Chisholm A, et al. Predicting frequent asthma exacerbations using  
30 blood eosinophil count and other patient data routinely available in clinical practice. *J*  
31 *Asthma Allergy*. 2016;1. doi:10.2147/jaa.s97973  
32
- 33 7. REG Asthma Risk Calculator V 0.0.43.  
34
- 35 8. King G, Langche Zeng GHE, Alt J, et al. *Logistic Regression in Rare Events Data*.; 2001.  
36
- 37 9. Tarassenko L, Hayton P, Cerneaz N, Brady M. Novelty detection for the identification of  
38 masses in mammograms. In: *IEE Conference Publication*. ; 1995. doi:10.1049/cp:19950597  
39
- 40 10. Tarassenko L, Hann A, Young D. Integrated monitoring and analysis for early warning of  
41  
42  
43  
44  
45  
46  
47  
48  
49  
50  
51  
52  
53  
54  
55  
56  
57  
58  
59  
60

- 1  
2  
3 patient deterioration. *Br J Anaesth*. 2006;97(1):64-68. doi:10.1093/bja/ael113  
4  
5  
6 11. Shah SA. Vital sign monitoring and data fusion for paediatric triage. 2012.  
7  
8 12. Royston P. Multiple imputation of missing values: Update. *Stata J*. 2005.  
9  
10 doi:10.1177/1536867x0500500404  
11  
12 13. Kerkhof M, Tran TN, van den Berge M, et al. Association between blood eosinophil  
13  
14 count and risk of readmission for patients with asthma: historical cohort study. *PLoS One*.  
15  
16 2018;13(7).  
17  
18 14. Guide QR. Asthma Guidelines BTS - Inhalers. 2014;(October):1-28.  
19  
20 15. Reddel HK, Taylor DR, Bateman ED, et al. An Official American Thoracic  
21  
22 Society/European Respiratory Society Statement: Asthma Control and Exacerbations.  
23  
24 *Am J Respir Crit Care Med*. 2009;180(1):59-99. doi:10.1164/rccm.200801-060st  
25  
26 16. Roque FS, Jensen PB, Schmock H, et al. Using electronic patient records to discover  
27  
28 disease correlations and stratify patient cohorts. *PLoS Comput Biol*. 2011.  
29  
30 doi:10.1371/journal.pcbi.1002141  
31  
32 17. DURGABAI RPL, Y RB. Feature Selection using ReliefF Algorithm. *IJARCCCE*. 2014.  
33  
34 doi:10.17148/ijarcce.2014.31031  
35  
36 18. Duda RO, Hart PE, Stork DG. *Pattern Classification (Google EBook)*. Vol 2012. John Wiley  
37  
38 & Sons; 2012.  
39  
40 19. Naydenova E, Tsanas A, Howie S, Casals-Pascual C, De Vos M. The power of data  
41  
42 mining in diagnosis of childhood pneumonia. *J R Soc Interface*. 2016;13(120):20160266.  
43  
44 doi:10.1098/rsif.2016.0266  
45  
46 20. T. M, Mukherji D, Padalia N, Naidu A. A Heart Disease Prediction Model using SVM-  
47  
48 Decision Trees-Logistic Regression (SDL). *Int J Comput Appl*. 2013;68(16):11-15.  
49  
50 doi:10.5120/11662-7250  
51  
52 21. Huang H-H, Xu T, Yang J. Comparing logistic regression, support vector machines, and  
53  
54 permanental classification methods in predicting hypertension. *BMC Proc*. 2014;8(S1).  
55  
56  
57  
58  
59  
60

- 1  
2  
3 doi:10.1186/1753-6561-8-s1-s96  
4  
5 22. Muthukrishnan R, Rohini R. LASSO: A feature selection technique in predictive modeling  
6 for machine learning. *2016 IEEE Int Conf Adv Comput Appl*. 2016.  
7  
8 doi:10.1109/icaca.2016.7887916  
9  
10  
11  
12 23. Tibble H, Tsanas A, Horne E, et al. Predicting asthma attacks in primary care: Protocol  
13 for developing a machine learning-based prediction model. *BMJ Open*. 2019;9(7).  
14  
15 doi:10.1136/bmjopen-2018-028375  
16  
17  
18 24. Reddel HK. The Impact of the Global Initiative for Asthma (GINA): Compass,  
19 Concepts, Controversies and Challenges. *Barcelona Respir Netw*. 2019;5(1).  
20  
21 doi:10.23866/brnrev:2017-0034  
22  
23  
24  
25 25. Struthers C. www.goodreports.org: A New Online Tool From the EQUATOR Network  
26 to Help Find and Use Reporting Guidelines. *Editor Off News*. 2018;11(7):10-13.  
27  
28 doi:10.18243/eon/2018.11.7.3  
29  
30  
31  
32  
33  
34  
35  
36  
37  
38  
39  
40  
41  
42  
43  
44  
45  
46  
47  
48  
49  
50  
51  
52  
53  
54  
55  
56  
57  
58  
59  
60

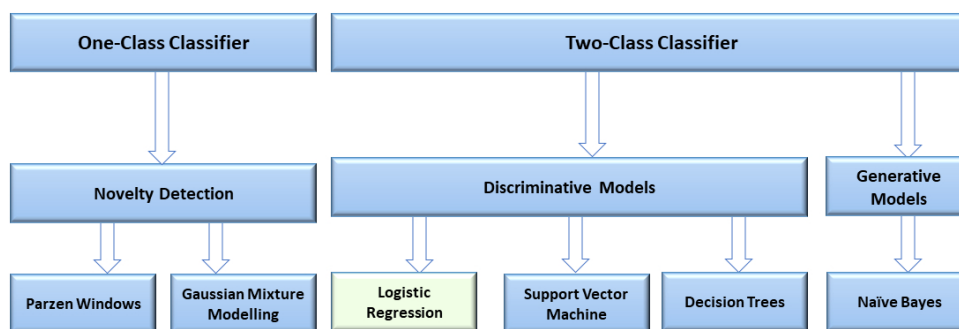


1  
2  
3  
4  
5  
6  
7  
8  
9  
10  
11  
12  
13  
14  
15  
16  
17  
18  
19  
20  
21  
22  
23  
24  
25  
26  
27  
28  
29  
30  
31  
32  
33  
34  
35  
36  
37  
38  
39  
40  
41  
42  
43  
44  
45  
46  
47  
48  
49  
50  
51  
52  
53  
54  
55  
56  
57  
58  
59  
60



flowchart of proposed steps in the methodology

129x189mm (96 x 96 DPI)



Overview of the various classification algorithms that will be used to predict asthma attack. The methods are broadly divided into one-class classifier and two-class classifier. Our baseline reference method is logistic regression (shown in green)

300x104mm (96 x 96 DPI)

## ONLINE SUPPLEMENT 1: READ CODES LISTS USED TO DEFINE AN ASTHMA EVENT, ASTHMA MEDICATION AND POTENTIAL PREDICTORS

### Asthma Diagnosis

"H33.", "H330.", "H3300", "H3301", "H330z", "H331.", "H3310", "H3311", "H331z", "H332.", "H333.", "H334.", "H33z.", "H33z0", "H33z1", "H33z2", "H33zz".

### Asthma Medications

#### SABA Codes:

"x01Cq", "x01Cr", "c14r.", "c141.", "c14a.", "c14y.", "c149.", "c14c.", "c14z.", "c142.", "c14b.", "x006b", "c14t.", "c144.", "c14u.", "c145.", "c14v.", "c146.", "c14j.", "c14f.", "c14w.", "c147.", "c14x.", "c14i.", "c14g.", "x01Cs", "c14s.", "c143.", "c14h.", "c14e.", "c14.", "c14k.", "c148.", "x00Af", "x05Fg", "c11x.", "c111.", "c113.", "c115.", "c11e.", "c118.", "c11v.", "c112.", "c114.", "c116.", "c11y.", "c11k.", "c11a.", "c11d.", "c11n.", "c11p.", "c11o.", "c11q.", "c11w.", "c117.", "c11z.", "c11m.", "c11D.", "c11g.", "c11h.", "c11b.", "x05Fi", "c13v.", "c13a.", "c131.", "c132.", "c13p.", "c13H.", "c133.", "c13h.", "c13i.", "c134.", "c13J.", "c13l.", "c13Z.", "c13Y.", "c13T.", "c13R.", "c1E7.", "c13N.", "c13P.", "c13G.", "x00CE", "c13c.", "c131.", "c13n.", "c13K.", "c13O.", "c13U.", "c13V.", "c1E1.", "c13S.", "c13Q.", "c13L.", "c1E8.", "c1E2.", "c13M.", "c13x.", "c13q.", "c136.", "c13y.", "c13r.", "c137.", "c13C.", "x025g", "c13d.", "c1E3.", "c13D.", "x025h", "c13e.", "c1E4.", "c13E.", "x025i", "c13f.", "c1E5.", "c13F.", "x025j", "c13g.", "c1E6.", "c13w.", "c13W.", "c13A.", "c135.", "c13o.", "c13X.", "c13B.", "c13m.", "c13z.", "c139.", "c13j.", "x05Fh", "c12x.", "c124.", "c121.", "c12y.", "c125.", "c122.", "c12z.", "c126.", "c123.", "c12w.", "c1E9.", "c1EA.", "c1EB.", "c1EC.", "c1ED.", "c1EE.", "c11.", "c11A.", "c11B.", "c11C.", "c13.", "c138.", "c13b.", "c13s.", "c12.", "c1E.", "c51H.", "c51B.", "c51x.", "x0100", "x00zz", "c51v.", "c51w.", "c51C.", "c51D.", "c51F.", "c51E.", "c531.", "c51A.", "c51i."

#### LAB codes:

"c1C.", "c1C1.", "c1C2.", "c1C3.", "c1C4.", "c1C5.", "c1C6.", "c1C7.", "c1C8.", "c1Cy.", "c1Cz.", "c19.", "c191.", "c192.", "c193.", "c194.", "c195.", "c196.", "c197.", "c198.", "c199.", "c19A.", "c19B.", "c19z.", "c1b.", "c1b1.", "c1b2.", "c1b3.", "c1b4.", "c1d.", "c1d1.", "c1d2."

#### SAMA codes:

"x01Db", "c31.", "c31x.", "c311.", "c31z.", "c313.", "c31t.", "c31G.", "c31u.", "c315.", "c31A.", "c318.", "c31B.", "c319.", "c31v.", "c314.", "c31C.", "c316.", "c31E.", "c31w.", "c312.", "c31D.", "c317.", "c31F.", "c31y.", "l86.", "c51A.", "c51i.", "c51B.", "c51x.", "x0100", "x00zz", "c51v.", "c51w.", "c51C.", "c51D.", "c51F.", "c51E.", "c531."

#### Methylxanthine codes:

"c43.", "c431.", "c432.", "c433.", "c434.", "c435.", "c436.", "c437.", "c438.", "c439.", "c43A.", "c43B.", "c43a.", "c43b.", "c43c.", "c43d.", "c43e.", "c43f.", "c43g.", "c43h.", "c43i.", "c43j.", "c43k.", "c43m.", "c43n.", "c43o.", "c43p.", "c43q.", "c43r.", "c43s.", "c43t.", "c43u.", "c43v.", "c43w.", "c43x.", "c43y.", "c43z.", "c41.", "c411.", "c412.", "c413.", "c414.", "c415.", "c416.", "c417.", "c418.", "c419.", "c41A.", "c41B.", "c41C.", "c41a.", "c41b.", "c41c.", "c41d.", "c41e.", "c41f.", "c41g.", "c41h.", "c41i.", "c41j.", "c41k.", "c41m.", "c42.", "c42w.", "c421.", "c42x.", "c422.", "c42z.", "c424.", "c42y.", "c423.", "x01Ej", "x01Ek"

#### SABA+SAMA codes:

"c51A.", "c51B.", "c51C.", "c51D.", "c51E.", "c51F.", "c51G.", "c51H.", "c51v.", "c51w.", "c51x.", "c531.", "c51i.", "x0100", "x00zz"

#### ICS codes:

"c61.", "c611.", "c612.", "c613.", "c614.", "c615.", "c616.", "c617.", "c619.", "c61A.", "c61a.", "c61B.", "c61b.", "c61C.", "c61c.", "c61D.", "c61d.", "c61E.", "c61e.", "c61F.", "c61f.", "c61G.", "c61g.", "c61H.", "c61h.", "c61i.", "c61J.", "c61j.", "c61K.", "c61k.", "c61L.", "c61l.", "c61M.", "c61m.", "c61N.", "c61n.", "c61O.", "c61P.", "c61p.", "c61Q.", "c61q.", "c61R.", "c61r.", "c61S.", "c61s.", "c61T.", "c61t.", "c61U.", "c61u.", "c61V.", "c61v.", "c61W.", "c61w.", "c61X.", "c61x.", "c61Y.", "c61y.", "c61Z.", "c61z.", "c64.", "c641.", "c642.", "c643.", "c644.", "c645.", "c647.", "c648.", "c649.", "c64A.", "c64a.", "c64B.", "c64b.", "c64C.", "c64c.", "c64D.", "c64d.", "c64E.", "c64e.", "c64F.", "c64G.", "c64g.", "c64H.", "c64h.", "c64I.", "c64i.", "c64J.", "c64j.", "c64K.", "c64k.", "c64L.", "c64l.", "c64M.", "c64m.", "c64N.", "c64n.", "c64o.", "c64p.", "c64u.", "c64v.", "c64w.", "c64x.", "c64y.", "c64z.", "c65.", "c651.", "c652.", "c653.", "c654.", "c655.", "c656.", "c657.", "c658.", "c659.", "c65A.", "c65a.", "c65B.", "c65b.", "c65C.", "c65c.", "c65D.", "c65d.", "c65E.", "c65e.", "c65F.", "c65f.", "c65G.", "c65g.", "c65H.", "c65I.", "c65J.", "c65K.", "c65L.", "c65M.", "c65N.", "c65O.", "c65P.", "c65Q.", "c65R.", "c65S.", "c65T.", "c65U.", "c65V.", "c65W.", "c65X.", "c65Y.", "c65Z.", "c66.", "c661.", "c662.", "c663.", "c664.", "c665.", "c666.", "c667.", "c668.", "c669.", "c66A.", "c66a.", "c66B.", "c66b.", "c66C.", "c66c.", "c66D.", "c66d.", "c66E.", "c66e.", "c66F.", "c66f.", "c66G.", "c66g.", "c66H.", "c66h.", "c66I.", "c66J.", "c66K.", "c66L.", "c66M.", "c66N.", "c66P.", "c66Q.", "c66R.", "c66S.", "c66T.", "c66U.", "c66V.", "c66W.", "c66X.", "c66Y.", "c66Z.", "c681.", "c682.", "c683.", "c684.", "c691.", "c692.", "c69y.", "c69z.", "x00bU", "x00bV", "x00gE", "x00gF", "x00gG", "x00Hx", "x00Hy", "x00Hz", "x00I0", "x00I1", "x00I2", "x00I3", "x00I4", "x00QU", "x00QV", "x00z6", "x029g"

#### ICS+LABA codes:

"c67.", "c671.", "c672.", "c673.", "c674.", "c675.", "c67x.", "c67y.", "c67z.", "c6B.", "c6B1.", "c6B2.", "c6B3.", "c6B4.", "c1D.", "c1D1.", "c1D2.", "c1D3.", "c1D4.", "c1D5.", "c1D6.", "c1Du.", "c1Dv.", "c1Dw.", "c1Dx.", "c1Dy.", "c1Dz.", "c1c.", "c1c1.", "c1c2.", "c1c3.", "c1cx.", "c1cy.", "c1cz.", "c6A.", "c6A1.", "c6A2.", "c6Ay.", "c6Az."

#### LTRA codes:

"cA.", "cA1.", "cA11.", "cA12.", "cA13.", "cA14.", "cA15.", "cA16.", "cA1y.", "cA1z.", "cA2.", "cA21.", "cA22."

#### Omaliuzumab codes:

"ck1.", "ck11.", "ck12.", "ck13.", "ck14.", "ck15.", "ck16."

#### OCS codes:

"fe6.", "fe3.", "fe31.", "fe32.", "fe33.", "fe36.", "fe37.", "fe3A.", "fe3B.", "fe3C.", "fe3r.", "fe3s.", "fe3u.", "fe4.", "fe41.", "fe42.", "fe43.", "fe44.", "fe45.", "fe4e.", "fe4f.", "fe4g.", "fe4h.", "fe5.", "fe51.", "fe52.", "fe53.", "fe5f.", "fe5m.", "fe5n.", "fe5o.", "fe5p.", "fe61.", "fe62.", "fe64.", "fe65.", "fe66.", "fe67.", "fe68.", "fe69.", "fe6a.", "fe6c.", "fe6d.", "fe6e.", "fe6f.", "fe6g.", "fe6h.", "fe6i.", "fe6j.", "fe6k.", "fe6l.", "fe6m.", "fe6n.", "fe6o.", "fe6p.", "fe6q.", "fe6r.", "fe6s.", "fe6t.", "fe6v.", "fe6w.", "fe6z.", "fe7.", "fe71.", "fe72.", "fe73.", "fe74.", "fe75.", "fe76.", "fe77.", "fe78.", "fe79.", "fe7x.", "fe7y.", "fe7z.", "x00yP", "x01Mh", "x01Na", "x01Nb", "fe11.", "fe12.", "fe1x.", "fe1y.", "fe21.", "fe22.", "fe23.", "fe24.", "fe25.", "fe26.", "x01MW"

#### Asthma Exacerbation

"Xa1Hd", "XafdZ", "Xafdy", "Xafdj", "XacXk", "XalNh", "38B8.", "H333.", "663y."

#### Asthma Hospitalization

"663d.", "8H2P."

#### Charlson Comorbidities

1  
2  
3 "G30y.", "G30.", "G307.", "G305.", "G300.", "G32.", "14AH.", "G302.", "G303.", "G301.",  
4 "G30yz", "G3011", "G30z.", "G3070", "G3071", "G30X0", "G600.", "G65z.", "G66.", "G660.", "G67y.",  
5 "Gyu66", "662M.", "F11x2", "G606.", "G61X0", "G62z.", "G669.", "G6774", "S621.", "70043", "G61.",  
6 "G618.", "G61X.", "G61X1", "G61z.", "G65y.", "G661.", "G68W.", "Gyu6.", "Gyu67", "S62.", "S628.",  
7 "G613.", "G63.", "G667.", "G671.", "G680.", "Gyu6D", "S627.", "G63z.", "G65.", "G65zz", "G666.",  
8 "G60z.", "G6410", "G663.", "G664.", "G665.", "G668.", "G671z", "Gyu65", "G633.", "G681.", "G6z.",  
9 "Gyu60", "S620.", "14A7.", "G602.", "G603.", "G604.", "G662.", "G6y.", "G6.", "G60.", "G601.",  
10 "G617.", "G63y.", "G67.", "G67z.", "Gyu61", "G605.", "G60X.", "G64.", "G68.", "Gyu62", "Gyu6F",  
11 "G623.", "G232.", "SP111", "G582.", "G58z.", "14A6.", "G5540", "G5800", "G580.", "G5810", "G5801",  
12 "G5802", "G581.", "G5803", "14AM.", "8B29.", "G58.", "662W.", "101.", "8H2S.", "8CL3.", "G5yA.",  
13 "H57y4", "N040A", "N040T", "Nyu45", "N0000", "N001.", "N0404", "N0406", "N040J", "N060.",  
14 "Nyu1G", "K01x4", "N040G", "N040H", "N04y0", "N04y1", "N20.", "F3964", "H57y1", "N04.",  
15 "N0407", "N040F", "N040P", "N2314", "N000.", "N0001", "N0405", "N041.", "N0010", "N2402",  
16 "N2z.", "Nyu10", "Nyu12", "F3712", "H572.", "N0004", "N000z", "N0012", "N040B", "N040D",  
17 "N040E", "N040M", "N2y.", "N0003", "N004.", "N0402", "N040C", "N200.", "2A42.", "N0403",  
18 "N040L", "N2400", "N240z", "F3961", "F3966", "N0002", "N040.", "N0408", "N0409", "N040K",  
19 "N0421", "N04X.", "N240.", "N2407", "Nyu11", "Nyu43", "H570.", "N047.", "E000.", "E0041", "Eu010",  
20 "Eu02z", "Eu02.", "Eu002", "Eu012", "E0010", "E041.", "Eu011", "Eu000", "Eu00z", "E004.", "E0042",  
21 "E004z", "Eu00.", "Eu02y", "E00.", "E001z", "Eu01z", "E0043", "E0040", "Eu001", "Eu01.", "Eu01y",  
22 "E001.", "Eu013", "Eu025", "C1000", "C103.", "C1074", "C109.", "C10y.", "C101.", "C1010", "C101z",  
23 "C10y1", "66AK.", "8A13.", "8H2J.", "C1030", "C103y", "C1073", "66AJ.", "C1001", "C1070", "C108.",  
24 "C1095", "C10A1", "C101y", "C1084", "C1093", "C1094", "C10yz", "C10z1", "C10zz", "G73y0", "L1806",  
25 "66A5.", "C1099", "66AJz", "C1020", "C107.", "C1088", "C10A0", "Cyu20", "C10.", "C1071", "C10A.",  
26 "C10B0", "C10zy", "Cyu2.", "66Al.", "C100z", "C1072", "C10z.", "L180X", "C1011", "C102.", "C107z",  
27 "66AS.", "C100.", "C1021", "C102z", "C103z", "C1085", "C1086", "C1097", "C10yy", "L1805", "C108E",  
28 "C1089", "C109F", "C109D", "C109J", "C109G", "66AV.", "C108G", "C10D.", "C109K", "C10E.", "C10F.",  
29 "C10FJ", "C10F9", "C10FM", "C10EM", "C10EE", "C10EN", "C10FN", "C10FL", "C10E8", "C10FF",  
30 "C10E9", "C10F7", "C10E4", "C10F4", "C10EL", "C10F5", "8BL2.", "C10E5", "C10EK", "C10FP", "C10FD",  
31 "C10G.", "C10FG", "C10E6", "C10M.", "C10N.", "C10EA", "C10H.", "C10EG", "J61.", "J615C", "C3104",  
32 "J614z", "J615z", "J6161", "C3500", "J6141", "J6151", "J6160", "J614.", "J615F", "J614y", "J6153",  
33 "J615y", "J6002", "J615.", "J615B", "J616z", "J6012", "J6143", "J6170", "J6140", "J6157", "J616.",  
34 "J633.", "J6356", "J612.", "J6142", "J6150", "J6154", "J615A", "Jyu71", "J61y3", "J11.", "J110y",  
35 "J11yy", "J1201", "J1214", "J121y", "J12y4", "J12z.", "J140z", "ZV12C", "761Jy", "J1102", "J1114",  
36 "J13y.", "J13yy", "J14.", "J1412", "761J1", "J1111", "J111z", "J120.", "J120y", "J1301", "J1303", "J13z.",  
37 "J1400", "J14y3", "76121", "761J0", "J1020", "J1100", "J11y3", "J122.", "J12y0", "J12yy", "J130.",  
38 "J130z", "J131y", "J140.", "J1402", "J14y.", "ZV127", "J1101", "J111y", "J11z.", "J12yz", "J1300",  
39 "J131.", "J1313", "J140y", "J110.", "J1112", "J1203", "J124.", "J130y", "J1314", "J13y0", "J13y2",  
40 "J13y4", "J1413", "761Jz", "J11y.", "J12.", "J1202", "J1204", "J1302", "J1304", "J13y3", "J1403",  
41 "J14y4", "761J.", "J11y4", "J1200", "J121.", "J1211", "J123.", "J12y.", "J12y2", "J1312", "J1404",  
42 "J14y1", "J14yy", "J1110", "J1113", "J11y0", "J13.", "J1310", "J13yz", "J141.", "J1411", "J14y2",  
43 "J14yz", "76125", "76270", "J1104", "J110z", "J111.", "J11y1", "J120z", "J1210", "J1414", "J141z",  
44 "J1103", "J11y2", "J11yz", "J1213", "J121z", "J12y3", "J1311", "J131z", "J13y1", "J1401", "J1410",  
45 "J141y", "J14y0", "J14z.", "761D6", "J112.", "7A134", "G713.", "G7130", "G7324", "R0543", "7A13.",  
46 "G7150", "G715.", "G73.", "G7323", "G73y.", "Gyu71", "R0542", "R054z", "14AE.", "C107.", "G712.",  
47 "G7141", "G7311", "G711.", "Gyu72", "G710.", "G714.", "G73z0", "Gyu74", "7A14.", "R054.", "7A113",  
48 "G71.", "G7140", "G718.", "G71z.", "G7321", "G73yz", "G7322", "7A112", "7A144", "G7160", "G73z.",  
49 "G73zz", "14NB.", "2116.", "G716.", "G732.", "G7320", "R0540", "663N1", "663f.", "9OJ1.", "H300.",  
50 "H31.", "H3120", "H341.", "H354.", "H41z.", "H420.", "663N.", "663N0", "663P.", "663W.", "H32y2",  
51 "H331.", "H33z.", "H356.", "H35y6", "H35z.", "H35zz", "H42.", "H441.", "H47y0", "H4z.", "H581.",  
52 "663h.", "9OJA.", "H30z.", "H3101", "H311z", "H31yz", "H3200", "H3202", "H32y1", "H3310", "H33zz",  
53 "H340.", "H34z.", "H35y.", "H35y5", "H43z.", "H460z", "Hyu30", "SK07.", "H32.", "H32yz", "H32z.",

1  
2  
3 "H330.", "H33z0", "H41..", "14B4.", "663e.", "H30..", "H33..", "H3311", "H35y7", "H435.", "H4640",  
4 "H57yz", "H582.", "H3110", "H312z", "H33z2", "H34..", "H352.", "H353.", "H430.", "H432.", "H440.",  
5 "H442.", "H3100", "H3121", "H313.", "H31y1", "H31z.", "H331z", "H350.", "H351.", "H352z", "H35z1",  
6 "H3z.", "H40..", "H460.", "H4y43", "173A.", "663V0", "H3111", "H312.", "H321.", "H3300", "H330z",  
7 "H332.", "H43..", "H4642", "663V1", "663V2", "H310.", "H311.", "H320.", "H320z", "H32y.", "H32y0",  
8 "H3301", "H35y3", "H423.", "H4641", "H4y10", "8H2P.", "H310z", "H333.", "H33z1", "H3520",  
9 "H355.", "H35yz", "H410.", "H45..", "H57y.", "663V3", "H31y.", "H322.", "H35..", "H3521", "H42z.",  
10 "H431.", "H434.", "H4y40", "H4y41", "663v.", "663q.", "663r.", "66YC.", "663s.", "663t.", "663u.",  
11 "1O2..", "66YP.", "H334.", "173c.", "663N1", "663f.", "9OJ1.", "H3120", "663N.", "663N0", "663P.",  
12 "663W.", "H331.", "H33z.", "H47y0", "663h.", "9OJA.", "H3310", "H33zz", "H330.", "H33z0", "14B4.",  
13 "663e.", "H33..", "H3311", "H35y7", "H33z2", "H331z", "173A.", "663V0", "H3300", "H330z", "H332.",  
14 "663V1", "663V2", "H3301", "8H2P.", "H333.", "H33z1", "663V3", "663v.", "663q.", "663r.", "66YC.",  
15 "663s.", "663t.", "663u.", "1O2..", "66YP.", "H334.", "173c.", "B0001", "B002.", "B0022", "B0033",  
16 "B010.", "B010z", "B023.", "B060.", "B0622", "B0623", "B0710", "B0720", "B07z.", "B08..", "B082.",  
17 "B0zy.", "B105.", "B110z", "B112.", "B120.", "B140.", "B15..", "B150z", "B1612", "B161z", "B172.",  
18 "B18..", "B1801", "B18y.", "B18y0", "B18y2", "B2011", "B2012", "B203.", "B204.", "B205.", "B20z.",  
19 "B2133", "B23z.", "B26..", "B30..", "B302z", "B3055", "B3133", "B3151", "B3152", "B3153", "B323.",  
20 "B3232", "B324z", "B326z", "B3276", "B3320", "B3332", "B335.", "B3350", "B3351", "B3352",  
21 "B3356", "B336.", "B3377", "B342.", "B34yz", "B35..", "B3500", "B410.", "B43..", "B431z", "B43y.",  
22 "B45y0", "B47z.", "B480.", "B490.", "B4Az.", "B505.", "B510z", "B5150", "B5200", "B5210", "B5211",  
23 "B5230", "B5246", "B540.", "B5504", "B550z", "B5512", "B553z", "B55y0", "B55y1", "B6003", "B6006",  
24 "B600z", "B6012", "B613z", "B6140", "B6157", "B6162", "B6208", "B6216", "B6223", "B6227",  
25 "B6238", "B6243", "B6274", "B62x3", "B62x4", "B62y6", "B63..", "B630.", "B65..", "B653.", "B662.",  
26 "B675.", "B690.", "B692.", "Byu23", "Byu33", "Byu51", "ByuA2", "ByuDF", "ZV100", "ZV102", "ZV107",  
27 "B0023", "B0130", "B0131", "B01z.", "B021.", "B050.", "B0513", "B055.", "B064z", "B0731", "B103.",  
28 "B10z.", "B1100", "B111.", "B113.", "B114.", "B115.", "B16..", "B1610", "B180z", "B18y5", "B210.",  
29 "B213.", "B2130", "B2131", "B2211", "B2230", "B2241", "B22z.", "B23..", "B2414", "B24X.", "B2z..",  
30 "B3006", "B3020", "B3030", "B3032", "B305.", "B3050", "B3064", "B306z", "B3071", "B3085",  
31 "B3100", "B3120", "B3121", "B3132", "B314.", "B315z", "B3221", "B3231", "B325.", "B325z", "B3271",  
32 "B3273", "B32y0", "B330.", "B3310", "B3321", "B3333", "B3355", "B3358", "B3372", "B341.", "B345.",  
33 "B350.", "B3501", "B350z", "B3y..", "B4100", "B420.", "B44z.", "B4500", "B451.", "B451z", "B45z.",  
34 "B49..", "B49y.", "B4A10", "B4Ay.", "B500.", "B5100", "B511.", "B512.", "B512z", "B51y.", "B521z",  
35 "B524X", "B543.", "B545z", "B5500", "B554.", "B55yz", "B6...", "B600.", "B6101", "B611.", "B6111",  
36 "B6116", "B6122", "B6143", "B6154", "B61z.", "B6210", "B6211", "B6214", "B624z", "B62y1",  
37 "B62z6", "B62zz", "B631.", "B64y.", "B64y0", "B64y1", "B64yz", "B653z", "B66..", "B67..", "By...",  
38 "Byu2.", "Byu21", "Byu3.", "Byu5.", "Byu58", "Byu82", "Byu9.", "ByuD2", "ByuD6", "ByuDC", "Bz...",  
39 "ZV104", "ZV10y", "B....", "B000.", "B0040", "B00z1", "B013z", "B016.", "B02..", "B041.", "B05z0",  
40 "B0600", "B07..", "B073z", "B07y.", "B11y0", "B133.", "B136.", "B14y.", "B1500", "B1502", "B1510",  
41 "B1613", "B170.", "B180.", "B1z10", "B1zz.", "B2000", "B21..", "B2200", "B220z", "B221z", "B222.",  
42 "B224.", "B22y.", "B3000", "B302.", "B3021", "B3033", "B3054", "B3058", "B3063", "B307z", "B308.",  
43 "B3088", "B3103", "B3104", "B3110", "B3124", "B3125", "B314z", "B315.", "B322z", "B3241",  
44 "B3255", "B33..", "B3312", "B333.", "B3330", "B334.", "B337.", "B3371", "B3401", "B344.", "B347.",  
45 "B34y0", "B41y.", "B41y0", "B41y1", "B41z.", "B4302", "B431.", "B441.", "B4702", "B48z.", "B493.",  
46 "B49y0", "B4A0.", "B515.", "B515z", "B5173", "B5202", "B524.", "B5241", "B524W", "B52y.", "B541.",  
47 "B542z", "B5531", "B55y.", "B6001", "B6008", "B6015", "B6016", "B6025", "B6105", "B610z", "B6120",  
48 "B6163", "B6167", "B6168", "B61z5", "B61zz", "B620.", "B6200", "B6217", "B621z", "B6235", "B624.",  
49 "B627D", "B6303", "B64..", "B64z.", "B67z.", "B68..", "B680.", "B69..", "Byu32", "Byu70", "ByuD8",  
50 "ZV106", "B0031", "B003z", "B004.", "B0043", "B00zz", "B0110", "B013.", "B014.", "B064.", "B0641",  
51 "B06y.", "B06z.", "B071.", "B0730", "B080.", "B081.", "B0z..", "B102.", "B110.", "B12..", "B12y.",  
52 "B141.", "B1503", "B163.", "B16y.", "B175.", "B17y.", "B181.", "B18y4", "B18y6", "B1z..", "B1z11",  
53 "B200.", "B202.", "B212.", "B225.", "B2410", "B2411", "B303.", "B304.", "B3041", "B3042", "B3057",  
54  
55  
56  
57  
58  
59  
60

1  
2  
3 "B3061", "B308z", "B3111", "B3115", "B3220", "B3234", "B3251", "B3254", "B3256", "B3262",  
4 "B32y.", "B3354", "B335A", "B3370", "B3378", "B337z", "B33X.", "B34z.", "B40..", "B41yz", "B440.",  
5 "B45..", "B46..", "B49z.", "B4Ay0", "B5003", "B501.", "B5121", "B521.", "B545.", "B5451", "B5503",  
6 "B55y2", "B55z.", "B6004", "B6100", "B6102", "B6123", "B6127", "B6128", "B613.", "B6132", "B62..",  
7 "B6203", "B6234", "B623z", "B6241", "B6244", "B6245", "B6246", "B6262", "B6265", "B627X",  
8 "B62x5", "B62y2", "B62y3", "B62z0", "B62z1", "B651.", "B6512", "B6531", "B66y.", "B66y0", "B691.",  
9 "B6y1.", "Byu10", "Byu25", "Byu50", "Byu54", "Byu5A", "ByuD.", "ZV105", "B001.", "B00z0", "B012.",  
10 "B03z.", "B052.", "B060z", "B0621", "B071z", "B072z", "B101.", "B1101", "B116.", "B13z.", "B142.",  
11 "B1420", "B16z.", "B173.", "B18y1", "B18y7", "B1z1z", "B2001", "B201.", "B2010", "B21y.", "B2201",  
12 "B223.", "B232.", "B240.", "B241z", "B242.", "B3...", "B3005", "B3051", "B3056", "B305A", "B305z",  
13 "B3072", "B3083", "B31..", "B311z", "B3140", "B3141", "B31z.", "B3272", "B3341", "B3357", "B3364",  
14 "B3365", "B336z", "B3373", "B4...", "B41..", "B411.", "B412.", "B4700", "B4710", "B4711", "B48..",  
15 "B481.", "B491.", "B4A1.", "B4y..", "B5000", "B510.", "B5151", "B516.", "B5231", "B523z", "B5244",  
16 "B54..", "B5421", "B544.", "B54X.", "B54y.", "B6018", "B6026", "B6130", "B6138", "B6145", "B616.",  
17 "B61z1", "B61z6", "B622z", "B6242", "B6256", "B6260", "B6268", "B6270", "B6272", "B627C",  
18 "B62x2", "B62z2", "B6302", "B641.", "B6510", "B65z.", "B68y.", "Byu1.", "Byu11", "Byu13", "Byu24",  
19 "Byu31", "Byu53", "Byu73", "Byu8.", "ByuA0", "ByuD4", "ByuDE", "ByuE.", "ZV101", "B0000", "B0042",  
20 "B005.", "B006.", "B011z", "B015.", "B040.", "B042.", "B05y.", "B062z", "B065.", "B1110", "B11y1",  
21 "B11yz", "B123.", "B124.", "B137.", "B14..", "B143.", "B150.", "B15z.", "B160.", "B174.", "B17y0",  
22 "B17z.", "B18y3", "B18yz", "B1z2.", "B2...", "B2221", "B231.", "B301.", "B3035", "B3081", "B3084",  
23 "B3086", "B308C", "B308D", "B3105", "B310z", "B3112", "B313.", "B316.", "B317.", "B3230", "B3240",  
24 "B3257", "B3260", "B3278", "B3279", "B327z", "B3334", "B334z", "B3353", "B3360", "B3379",  
25 "B339.", "B33y.", "B33z0", "B35z0", "B3z..", "B430.", "B453.", "B470.", "B483.", "B48yz", "B4A..",  
26 "B5011", "B5104", "B5105", "B513.", "B514.", "B51y0", "B52..", "B523.", "B52z.", "B5505", "B602.",  
27 "B6021", "B6022", "B610.", "B6114", "B6133", "B615z", "B616z", "B61z4", "B6215", "B6231", "B6236",  
28 "B6251", "B6252", "B6253", "B626.", "B6271", "B6275", "B6276", "B6277", "B62y.", "B62z5", "B6530",  
29 "B67y.", "B67y0", "B681.", "B68z.", "B6z..", "Byu0.", "Byu22", "Byu40", "ByuD3", "ByuD7", "ByuD9",  
30 "B00..", "B0010", "B0011", "B004z", "B02y.", "B03y.", "B056.", "B0601", "B0620", "B0711", "B072.",  
31 "B0721", "B0732", "B0z1.", "B1...", "B10y.", "B11..", "B13y.", "B161.", "B171.", "B18z.", "B2002",  
32 "B222z", "B2z0.", "B2zz.", "B300.", "B3002", "B300C", "B3031", "B3034", "B3044", "B304z", "B3053",  
33 "B3089", "B30X.", "B3102", "B3123", "B313z", "B3235", "B3252", "B326.", "B3263", "B327.", "B3335",  
34 "B3361", "B3374", "B340.", "B3400", "B340z", "B343.", "B35z.", "B410z", "B4303", "B44..", "B444.",  
35 "B450.", "B452.", "B485.", "B487.", "B495.", "B4A2.", "B4A4.", "B500z", "B501z", "B504.", "B506.",  
36 "B5103", "B5245", "B5511", "B553.", "B553z", "B6000", "B601.", "B6028", "B602z", "B60y.", "B6108",  
37 "B6112", "B6115", "B6125", "B6134", "B6142", "B6146", "B6204", "B6205", "B6206", "B6213",  
38 "B6220", "B6221", "B6226", "B6247", "B6250", "B625z", "B6264", "B62x6", "B62y8", "B62z.", "B62z3",  
39 "B6301", "B642.", "B661.", "B671.", "B673.", "B682.", "B6y0.", "Byu..", "Byu41", "Byu72", "Byu80",  
40 "ByuD0", "ByuDA", "B001z", "B0021", "B003.", "B00y.", "B0111", "B0511", "B061.", "B063.", "B067.",  
41 "B0z2.", "B106.", "B11z.", "B121.", "B130.", "B14z.", "B1511", "B1512", "B1513", "B1611", "B17yz",  
42 "B1800", "B182.", "B1z0.", "B20..", "B2003", "B200z", "B206.", "B211.", "B2132", "B22..", "B3001",  
43 "B3003", "B3008", "B3022", "B303z", "B3062", "B307.", "B311.", "B3113", "B31y.", "B322.", "B3270",  
44 "B3274", "B32z.", "B3331", "B3375", "B346.", "B4300", "B4701", "B470z", "B482.", "B484.", "B48y1",  
45 "B48y2", "B4A11", "B4z.", "B5...", "B50..", "B5010", "B507.", "B5070", "B5071", "B51yz", "B5232",  
46 "B5401", "B54z.", "B550.", "B5502", "B551z", "B552.", "B6005", "B6027", "B6107", "B6110", "B6117",  
47 "B612.", "B6136", "B6137", "B6141", "B6151", "B6152", "B6156", "B6161", "B6166", "B6201",  
48 "B6202", "B622.", "B6222", "B6232", "B625.", "B6263", "B6266", "B6267", "B627.", "B627W", "B62x.",  
49 "B62xX", "B62y7", "B62yz", "B62z8", "B672.", "B6z0.", "Byu55", "Byu6.", "Byu7.", "ByuA.", "ByuD1",  
50 "ByuE0", "ZV10.", "ZV10z", "B002z", "B0032", "B0041", "B00z.", "B01..", "B017.", "B02z.", "B030.",  
51 "B051z", "B054.", "B0550", "B0551", "B057.", "B0602", "B0640", "B066.", "B06yz", "B0z0.", "B10..",  
52 "B104.", "B111z", "B117.", "B134.", "B1501", "B151z", "B1z1.", "B1zy.", "B214.", "B21z.", "B220.",  
53 "B221.", "B23y.", "B2413", "B2zy.", "B300z", "B3040", "B3059", "B306.", "B3060", "B309.", "B30W.",

1  
2  
3 "B30z.", "B3114", "B3122", "B3131", "B31z0", "B320.", "B3253", "B3275", "B3277", "B331.", "B3311",  
4 "B3322", "B333z", "B3362", "B4101", "B4301", "B4310", "B442.", "B4501", "B4510", "B454.", "B471.",  
5 "B48y0", "B497.", "B4A1z", "B5001", "B507z", "B5102", "B517.", "B5170", "B51z.", "B5212", "B522.",  
6 "B52W.", "B540z", "B5452", "B551.", "B5510", "B60.", "B6007", "B6011", "B6024", "B6103", "B6104",  
7 "B612z", "B6135", "B614.", "B6155", "B6160", "B6164", "B61z7", "B6207", "B6228", "B6233",  
8 "B6237", "B6248", "B6254", "B6255", "B6258", "B6261", "B6278", "B62y4", "B62y5", "B62z7",  
9 "B6300", "B63y.", "B652.", "B660.", "B66z.", "B670.", "Byu4.", "Byu57", "Byu71", "Byu81", "Byu90",  
10 "B0...", "B000z", "B0020", "B01y.", "B022.", "B03.", "B05.", "B051.", "B0510", "B055z", "B05z.",  
11 "B062.", "B06y0", "B073.", "B084.", "B11y.", "B12z.", "B13.", "B131.", "B138.", "B151.", "B152.",  
12 "B162.", "B2013", "B201z", "B2220", "B2231", "B223z", "B226.", "B230.", "B241.", "B24y.", "B24z.",  
13 "B3004", "B3009", "B300A", "B3043", "B305D", "B3070", "B3082", "B308A", "B310.", "B32.", "B324.",  
14 "B3250", "B3265", "B332.", "B3340", "B3359", "B335z", "B33z.", "B42.", "B430z", "B43z.", "B450z",  
15 "B45y.", "B47.", "B4703", "B492.", "B4A00", "B4A3.", "B508.", "B50y.", "B5171", "B51y1", "B51y2",  
16 "B5201", "B5240", "B53.", "B5400", "B5420", "B5530", "B555.", "B6002", "B6010", "B601z", "B6020",  
17 "B6106", "B6124", "B6144", "B6148", "B615.", "B6150", "B6153", "B61z0", "B61z2", "B621.", "B6212",  
18 "B6230", "B6257", "B626z", "B6273", "B62x1", "B62y0", "B62z4", "B63z.", "B64y2", "B65y1", "B674.",  
19 "B67yz", "Byu12", "Byu30", "Byu52", "Byu59", "ByuA1", "ByuA3", "ByuDD", "ZV103", "B0030",  
20 "B007.", "B0100", "B011.", "B020.", "B031.", "B04.", "B04y.", "B04z.", "B0512", "B053.", "B06.",  
21 "B070.", "B074.", "B083.", "B08y.", "B08z.", "B0zz.", "B100.", "B1111", "B122.", "B132.", "B135.",  
22 "B1514", "B17.", "B1802", "B20y.", "B213z", "B215.", "B2210", "B2240", "B224z", "B24.", "B2412",  
23 "B243.", "B25.", "B3007", "B3052", "B305C", "B3080", "B3087", "B3101", "B312.", "B3126", "B312z",  
24 "B3130", "B3150", "B321.", "B3233", "B323z", "B3258", "B3261", "B3264", "B332z", "B3363",  
25 "B3376", "B34.", "B34y.", "B35zz", "B432.", "B443.", "B44y.", "B45X.", "B486.", "B48y.", "B494.",  
26 "B496.", "B5002", "B502.", "B503.", "B50z.", "B51.", "B5101", "B5120", "B5172", "B517z", "B520.",  
27 "B520z", "B5242", "B5243", "B525.", "B52X.", "B542.", "B5450", "B55.", "B5501", "B59zX", "B6013",  
28 "B6014", "B6017", "B6023", "B60z.", "B61.", "B6113", "B6118", "B611z", "B6121", "B6126", "B6131",  
29 "B6147", "B614z", "B6158", "B6165", "B61z3", "B61z8", "B620z", "B6218", "B6224", "B6225", "B623.",  
30 "B6240", "B62x0", "B640.", "B650.", "B651z", "B65y.", "B65y0", "B65yz", "B66yz", "B6y.", "Byu20",  
31 "Byu42", "Byu43", "Byu56", "ByuC0", "ByuD5", "B30z0", "B3065", "C104.", "C1080", "C108D",  
32 "C1092", "C1096", "F4640", "K01x1", "C106.", "C109C", "C1040", "C104y", "C106z", "C1051", "F372.",  
33 "F4203", "C1081", "C1087", "C1090", "F420z", "C1082", "F3813", "F4202", "C104z", "C108B", "F374z",  
34 "F4201", "C109B", "C109A", "F420.", "F4204", "C1050", "C105y", "C105z", "C1091", "F3y0.", "C105.",  
35 "C1061", "C106y", "C108C", "C109E", "C108F", "C108H", "C109H", "2BBL.", "F4206", "F4208", "C108J",  
36 "C10FC", "C10FH", "C10ED", "C10F6", "C10FA", "C10E0", "C10E1", "C10F2", "C10FE", "C10F0",  
37 "F4207", "C10EC", "C10FB", "2BBP.", "2BBQ.", "2BBR.", "2BBS.", "2BBV.", "C10E2", "C10F1", "C10EF",  
38 "2BBk.", "C10EB", "C10EQ", "C10FR", "F222.", "F241.", "F2300", "F221.", "F2411", "F2410", "F230.",  
39 "F223.", "F220.", "F141.", "F22.", "F22z.", "K001.", "K032.", "K080.", "K0A32", "K02yz", "K03.",  
40 "K034.", "K05.", "K0A33", "K0A55", "K041.", "K021.", "K032y", "K042.", "K0800", "K08yz", "K1010",  
41 "K0...", "K012.", "K02.", "K023.", "K02z.", "K0801", "Kyu2.", "K02y0", "K032z", "K035.", "K0A34",  
42 "K0A37", "K0803", "K1001", "K1011", "Kyu20", "K080z", "K08z.", "Kyu21", "K060.", "K081.", "K019.",  
43 "K022.", "K02y2", "K02y3", "K050.", "K06.", "K08y0", "K0A35", "K1000", "14D1.", "K0320", "K04y.",  
44 "K04z.", "K0802", "1Z10.", "1Z12.", "1Z13.", "1Z14.", "1Z11.", "B560.", "B5612", "B5614", "B561z",  
45 "B5620", "B5633", "B572.", "B573.", "B575z", "B58.", "B583z", "B58y3", "B58y8", "ByuC1", "B56.",  
46 "B5608", "B5610", "B5642", "B570.", "B574.", "B575.", "B576z", "B5821", "B582z", "B58y.", "B58y4",  
47 "B590.", "B594.", "B5y.", "B562.", "B5632", "B564.", "B565.", "B57.", "B5751", "B5812", "B5824",  
48 "B5831", "B585.", "B586.", "B58y2", "B59.", "B5618", "B5621", "B5624", "B563z", "B564z", "B5654",  
49 "B56y.", "B5740", "B5761", "B5825", "B584.", "B587.", "B5z.", "ByuC.", "ByuC5", "B5600", "B5604",  
50 "B5616", "B5617", "B562z", "B577.", "B5811", "B58y5", "B58y9", "B591.", "B59z.", "ByuC4", "B5603",  
51 "B5605", "B5623", "B5631", "B5641", "B5653", "B56z.", "B571.", "B5762", "B57y.", "B57z.", "B580.",  
52 "B581z", "B593.", "ByuC2", "ByuC7", "B153.", "B5606", "B5609", "B5613", "B563.", "B5650", "B5741",  
53 "B5742", "B5810", "B5822", "B58y0", "B58y7", "ByuC8", "B574z", "B581.", "B5830", "B58y1", "B592X",  
54  
55  
56  
57  
58  
59  
60



"B560z", "B5619", "B5652", "B565z", "B576.", "B5820", "B5826", "B5832", "B58yz", "B5607", "B561.", "B5615", "B5750", "B5823", "B583.", "B58z.", "ByuC3", "B5601", "B5602", "B5611", "B5622", "B5630", "B5640", "B5651", "B5760", "B582.", "B58y6", "B592.", "ByuC6", "B5850", "G85.", "G850.", "J62y.", "A704z", "G851.", "G8522", "J624.", "J62z.", "G8521", "Gyu94", "760F3", "J623.", "J622.", "G8523", "G852z", "G852.", "G8520", "G858.", "A7898", "A788.", "A7885", "A788X", "A7892", "A7895", "AyuC1", "AyuC7", "A7881", "A7893", "A7896", "AyuC2", "AyuCA", "A788U", "A789.", "AyuC0", "AyuC8", "A788y", "A7894", "AyuC5", "AyuC9", "AyuCC", "A788W", "A789X", "AyuC3", "AyuC4", "AyuC6", "A7886", "A788z", "A789A", "A7882", "A7883", "A7884", "A788V", "A7891", "AyuC.", "AyuCD", "A7890", "A7899", "AyuCB"

### **Age**

Age was calculated using date of birth rather than read codes

### **Height**

"229.."

### **Weight**

"22A.."

### **Smoking**

#### **Current smoking:**

"137.", "1372.", "1373.", "1374.", "1375.", "1376.", "137a.", "137b.", "137c.", "137C.", "137d.", "137D.", "137e.", "137f.", "137G.", "137h.", "137H.", "137J.", "137m.", "137M.", "137o.", "137P.", "137Q.", "137R.", "137V.", "137X.", "137Y.", "137Z.", "Ub1tI", "Ub1tJ", "Ub1tK", "Ub1tR", "Ub1tS", "Ub1tT", "Ub1tU", "Ub1tV", "Ub1tW", "XaBSp", "Xallu", "XalkW", "XalkY", "Xaltg", "XaJX2", "XaLQh", "XaWNE", "XaZIE", "XE0og", "XE0oi", "XE0oq", "XE0or"

#### **Ex-smoking:**

"1377.", "1378.", "1379.", "137A.", "137B.", "137F.", "137j.", "137K.", "137l.", "137N.", "137O.", "137S.", "137T.", "Ub0p1", "Ub1na", "Xa1bv", "XaQ8V", "XE0oj", "XE0ok", "XE0ol", "XE0om", "XE0on", "XE0op", "137K0", "XaQzw"

#### **Passive smoking:**

"13WF.", "XM1Jh", "13WF4", "137l.", "137l0", "Ub0pe", "Ub0pf", "Ub0pg"

#### **Non-smoking:**

"1371.", "XE0oh", "137U.", "XaFvq"