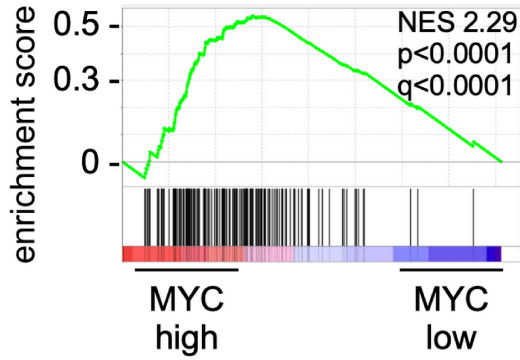
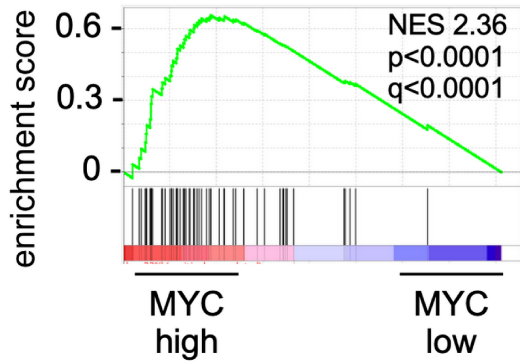
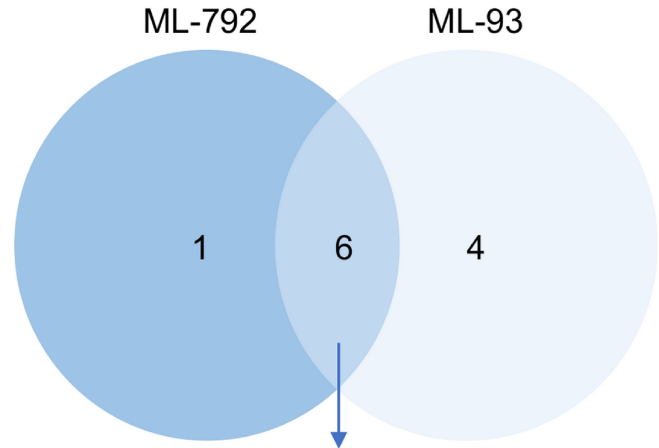


**A** HALLMARK\_MYC\_TARGETS\_V1 **B**

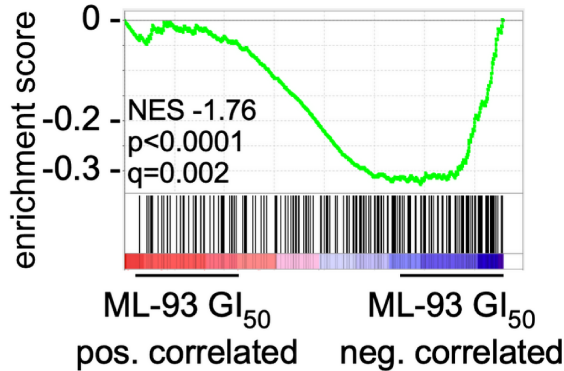
## HALLMARK\_MYC\_TARGETS\_V2



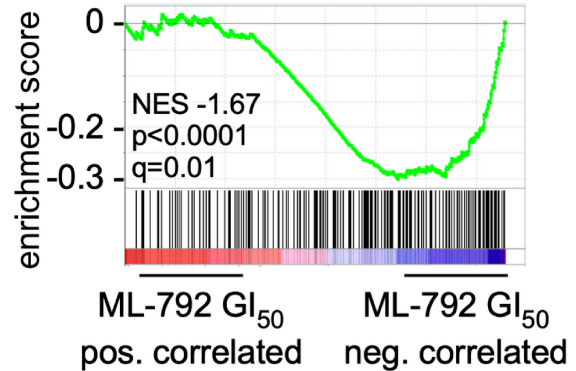
HALLMARK\_SIGNATURES  
associated with GI<sub>50</sub> negative  
correlated genes



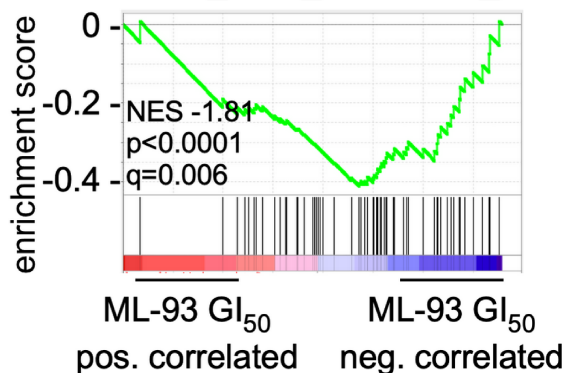
HALLMARK\_MYC\_TARGETS\_V1  
HALLMARK\_MYC\_TARGETS\_V2  
HALLMARK\_CHOLESTEROL\_HOMEOSTASIS  
HALLMARK\_MTORC1\_SIGNALING  
HALLMARK\_OXIDATIVE\_PHOSPHORYLATION  
HALLMARK\_FATTY\_ACID\_METABOLISM

**C** HALLMARK\_MYC\_TARGETS\_V1

## HALLMARK\_MYC\_TARGETS\_V1



## HALLMARK\_MYC\_TARGETS\_V2



## HALLMARK\_MYC\_TARGETS\_V2

