


Supplementary Materials

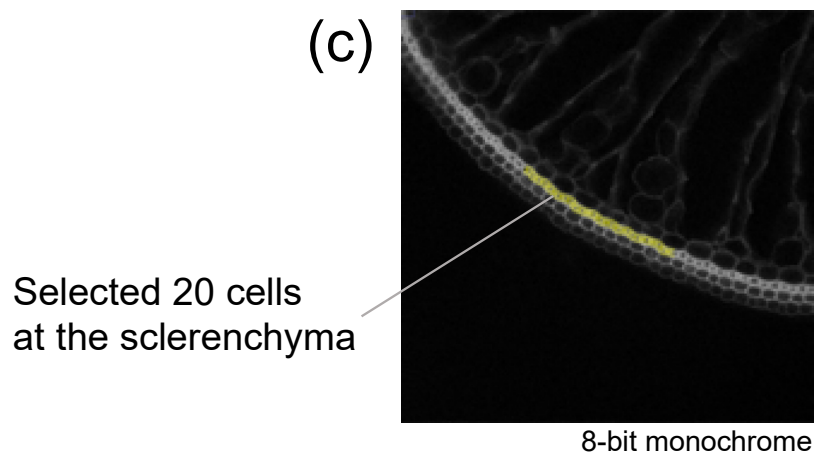

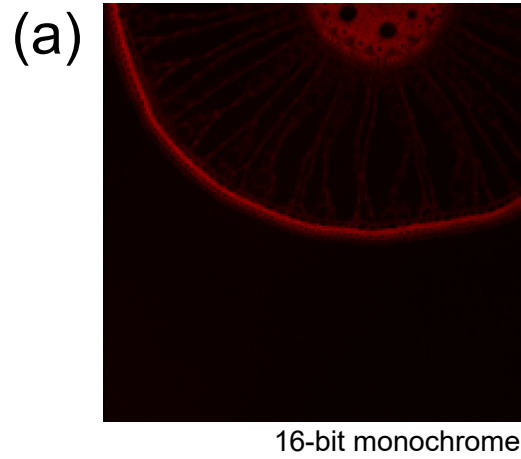
**Some Accessions of Amazonian Wild Rice (*Oryza glumaepatula*)
Constitutively Form a Barrier to Radial Oxygen Loss along Adventitious
Roots under Aerated Conditions**

Masato Ejiri, Yuto Sawazaki and Katsuhiko Shiono * *

*Corresponding author: Katsuhiko Shiono (E-mail: shionok@fpu.ac.jp)



Supplemental Figure 1. Procedure for quantifying Fluorol Yellow 088 fluorescence intensity. **(a)** Original 12-bit color image. **(b)** Splitting the image into red, green, and blue. **(c)** Calculation of yellow intensity. For each pixel, the yellow intensity was calculated as the sum of the red and green intensities minus the blue intensity. **(d)** Image to select 20 cells at the exodermis as a region-of-interest (ROI).



Supplemental Figure 2. Procedure for quantifying Basic Fuchsin fluorescence intensity. (a) Original 16-bit monochrome image as shown by red pseudo-color. (b) 8-bit monochrome image. (d) Image to select 20 cells at the sclerenchyma as a region-of-interest (ROI).