

FAM83H-AS1 is a potential modulator of cancer driver genes across different tumors and a prognostic marker for ER/PR+ BRCA patients

Ríos-Romero Magdalena, Cedro-Tanda Alberto, Peña-Luna Monica, Mancera-Rodríguez Marco, Hidalgo-Pérez Lizbett¹, Cisneros-Villanueva Mireya, Beltrán-Anaya Fredy Omar, Arellano-Llamas Rocío, Jiménez-Morales Silvia, Alfaro-Ruiz Luis Alberto, Tenorio-Torres Alberto, Domínguez-Reyes Carlos, Villegas-Carlos Felipe, Ochoa-Mendoza Elsa, Hidalgo-Miranda Alfredo.

Ríos-Romero M, *et al.*, 2020. FAM83H-AS1 is a potential modulator of cancer driver genes across different tumors and a prognostic marker for positive ER/PR receptor breast cancer patients

Supplementary table 1. Cox regression analysis for PR positive breast cancer TCGA cohort

	95.0% CI for Exp(B)							
	B	SE	Wald	df	Sig.	Exp(B)	Lower	Upper
FAM83H-AS1 expression	0.435	0.22	3.93	1	0.047	1.545	1.005	2.376
Other			6.699	2	0.035			
PR (Positive)	0.432	0.221	3.832	1	0.05	1.541	0.999	2.375
PR (Negative)	0.981	0.477	4.23	1	0.04	2.666	1.047	6.787

Supplementary table 2. Cox regression analysis for ER positive breast cancer TCGA cohort

	95.0% CI for Exp(B)							
	B	SE	Wald	df	Sig.	Exp(B)	Lower	Upper
FAM83HAS1 median expression	0.411	0.218	3.569	1	0.059	1.508	0.985	2.31
Other			9.649	2	0.008			
ER (Positive)	0.299	0.239	1.571	1	0.21	1.349	0.845	2.154
ER (Negative)	1.305	0.433	9.089	1	0.003	3.689	1.579	8.618

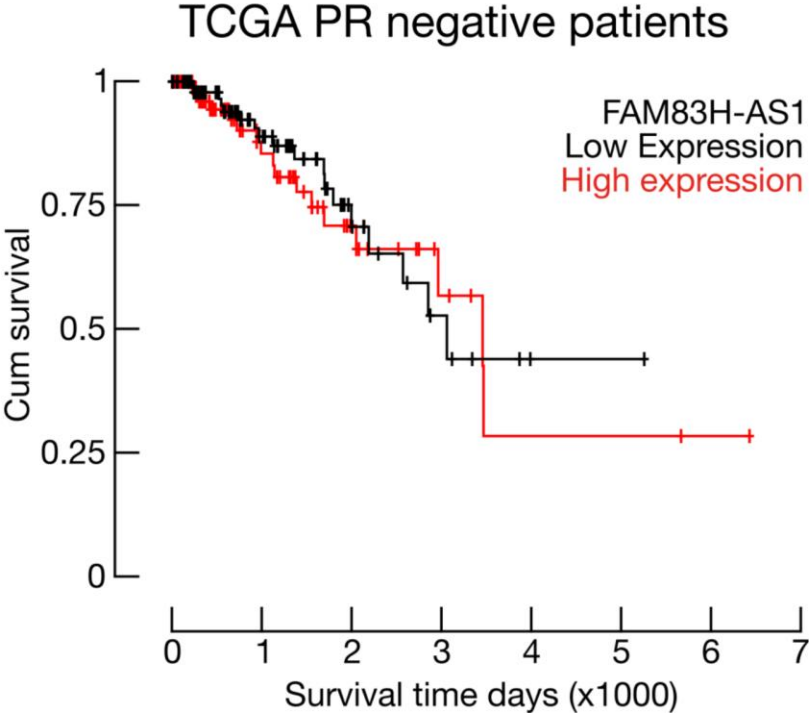
Ríos-Romero M, *et al.*, 2020. FAM83H-AS1 is a potential modulator of cancer driver genes across different tumors and a prognostic marker for positive ER/PR receptor breast cancer patients

Supplementary table 3. Tumor and normal sample sizes used in the TCGA analyses

Cancer type	Sample size	
	T	N
ACC	77	128
BLCA	404	28
BRCA	1085	291
CESC	306	13
CHOL	36	9
COAD	275	349
DLBC	47	337
ESCA	181	286
GBM	163	207
HNSC	519	44
KICH	66	53
KIRC	523	100
KIRP	286	60
LAML	173	70
LGG	518	207
LIHC	369	160
LUAD	483	347
LUSC	486	338
MESO	87	NA
OV	426	88
PAAD	179	171
PCPG	182	3
PRAD	492	152
READ	92	318
SARC	262	2
SKCM	461	558
STAD	408	211
TGCT	137	165
THCA	512	337
THYM	118	339
UCEC	174	91
UCS	57	78
UVM	79	NA

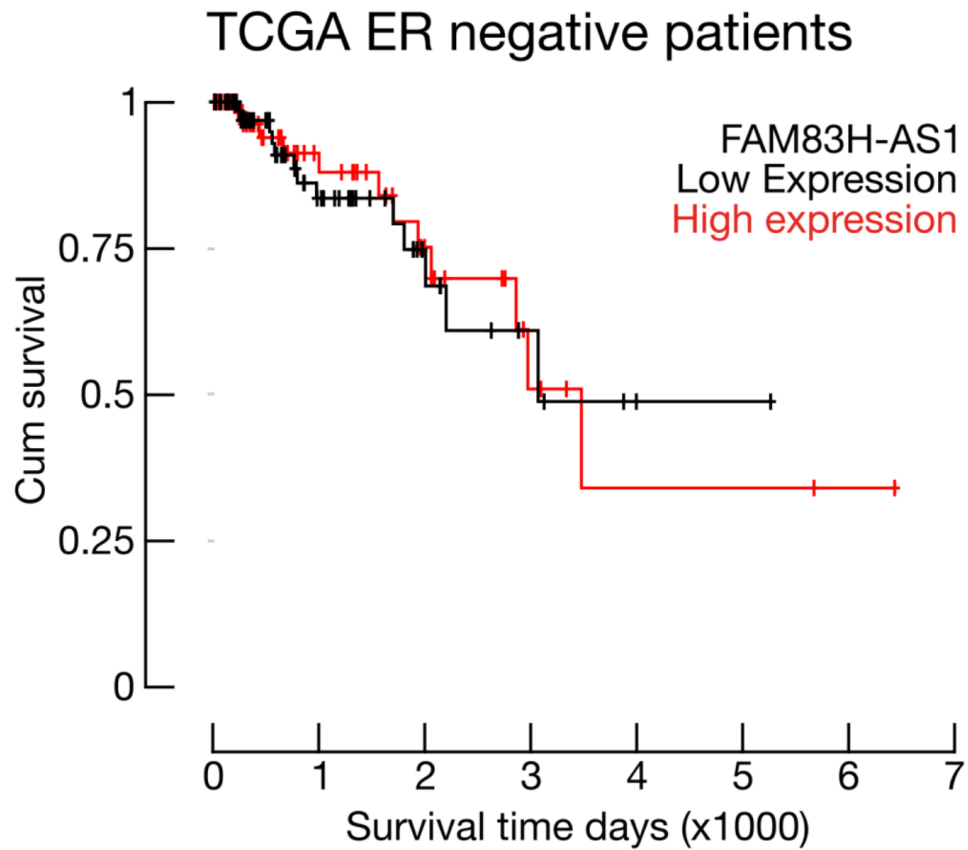
Ríos-Romero M, *et al.*, 2020. FAM83H-AS1 is a potential modulator of cancer driver genes across different tumors and a prognostic marker for positive ER/PR receptor breast cancer patients

Supplementary figure 1. Survival curve for TCGA BRCA PR negative patients



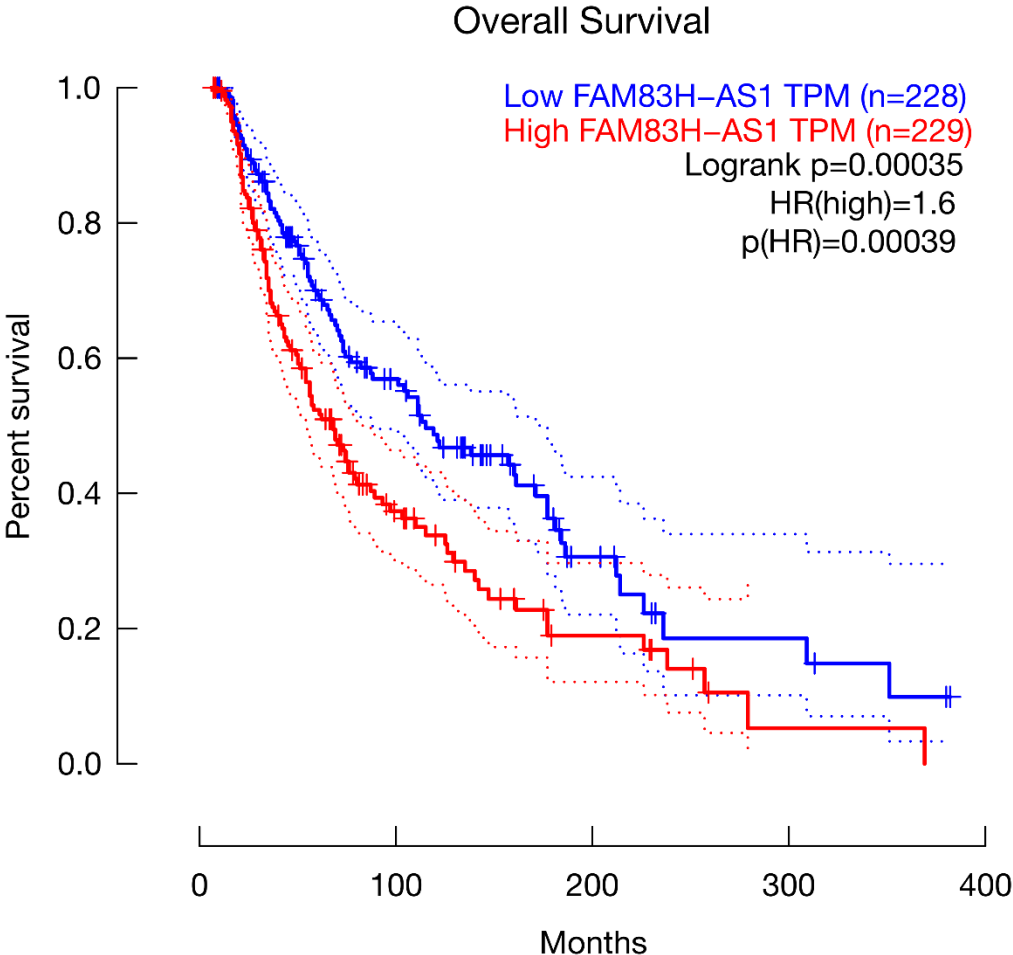
Ríos-Romero M, *et al.*, 2020. FAM83H-AS1 is a potential modulator of cancer driver genes across different tumors and a prognostic marker for positive ER/PR receptor breast cancer patients

Supplementary figure 2. Survival curve for TCGA BRCA ER negative patients



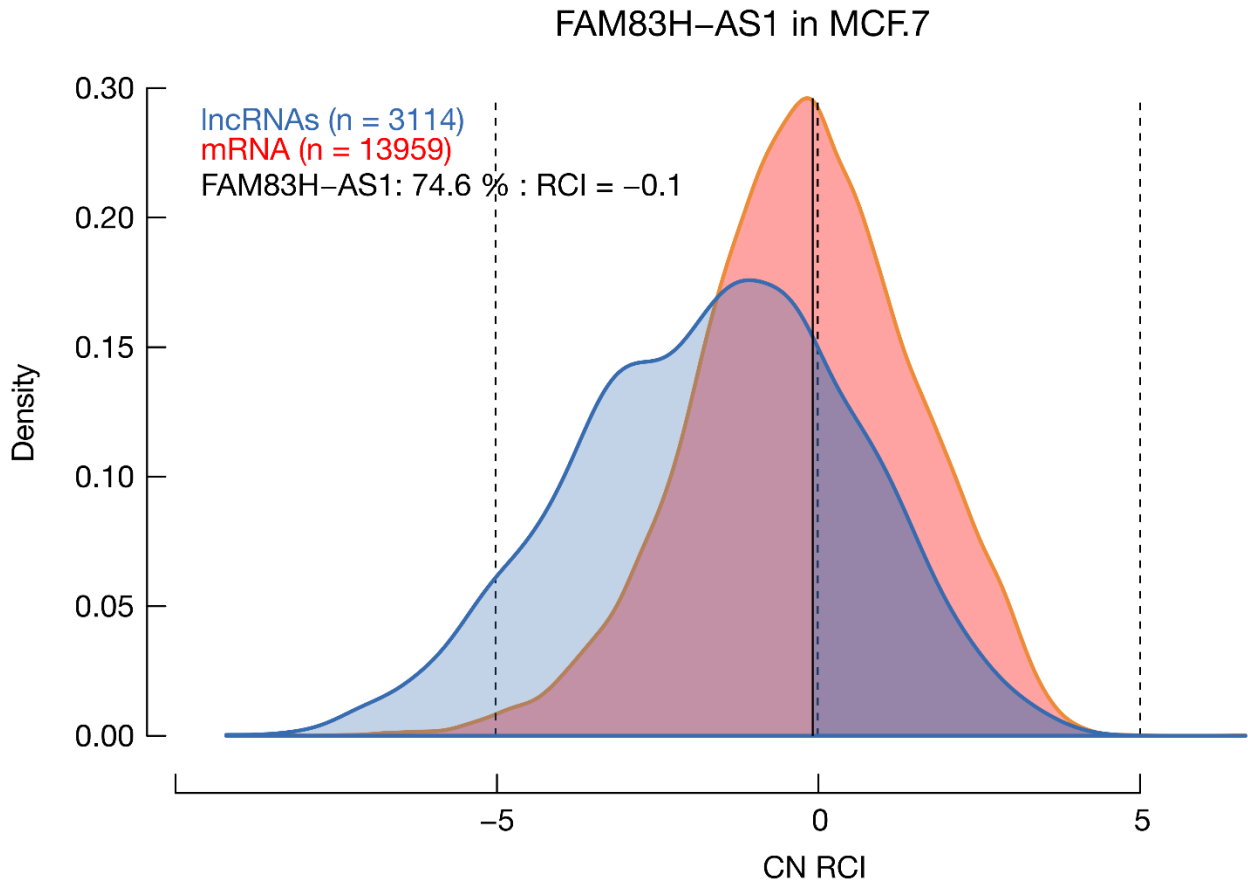
Ríos-Romero M, *et al.*, 2020. FAM83H-AS1 is a potential modulator of cancer driver genes across different tumors and a prognostic marker for positive ER/PR receptor breast cancer patients

Supplementary figure 3. Survival curve for TCGA SKCM patients



Ríos-Romero M, *et al.*, 2020. FAM83H-AS1 is a potential modulator of cancer driver genes across different tumors and a prognostic marker for positive ER/PR receptor breast cancer patients

Supplementary figure 4. FAM83H-AS1 is located both in the nucleus and cytoplasm in MCF7 cells



Ríos-Romero M, *et al.*, 2020. FAM83H-AS1 is a potential modulator of cancer driver genes across different tumors and a prognostic marker for positive ER/PR receptor breast cancer patients

Supplementary figure 4. FAM83H-AS1 is not involved in invasion in ER/PR positive MCF7 cells

