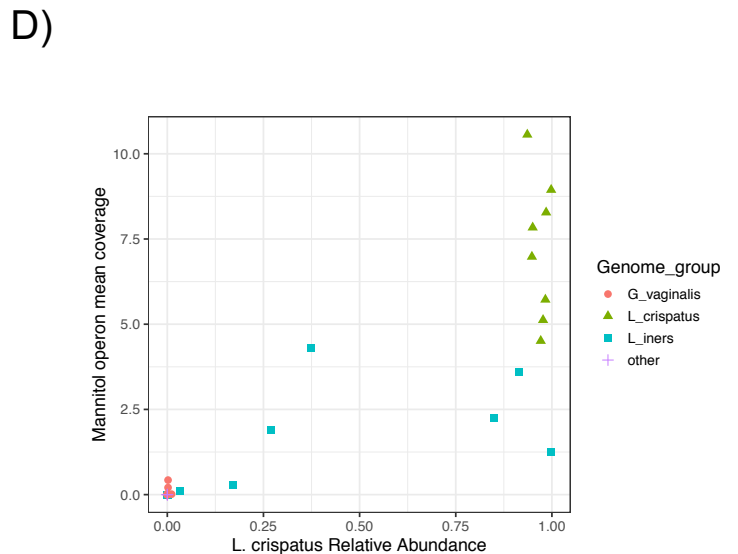
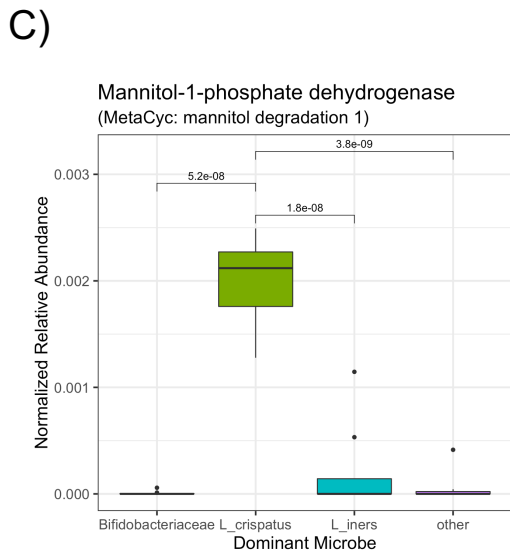
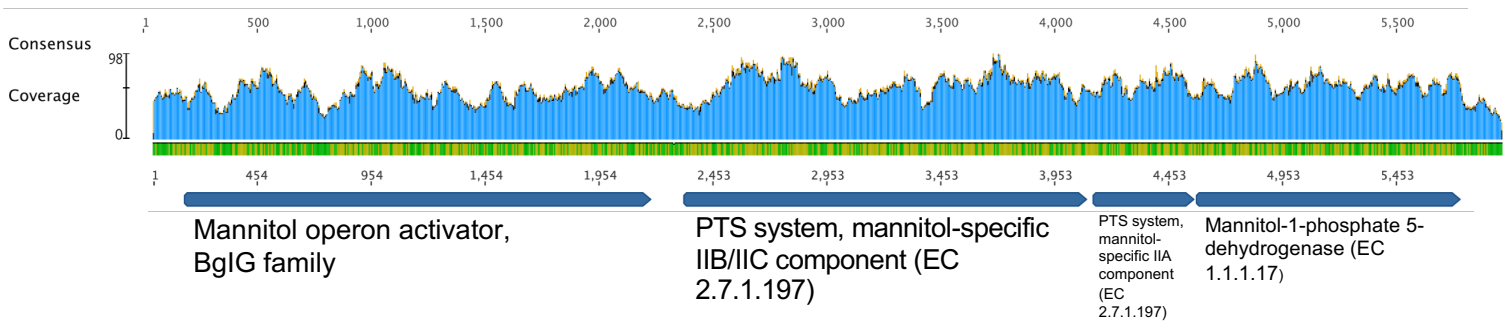


B)
Metagenome-assembled genome: *Lactobacillus crispatus*



Supp. Fig. 3: A) Schematic of mannitol production. B) Coverage the mannitol operon from the metagenomes of individuals that had high abundances of *L. crispatus* in their samples. The operon was assembled using taxonomically assigned contigs in Anvio v5 and annotated using Patric. C) Analysis of the HUMAnN2 output, specifically the mannitol degradation pathway. Pairwise T-tests of *L. crispatus* against other dominant microbes. D) A Relationship between mean coverage of that operon with relative abundance of *L. crispatus*.