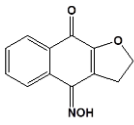
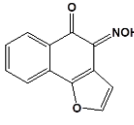
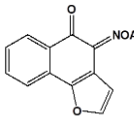
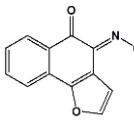
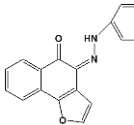
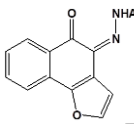
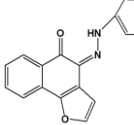
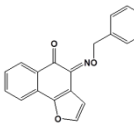
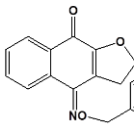
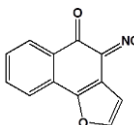
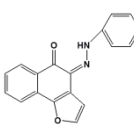
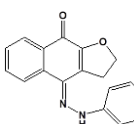
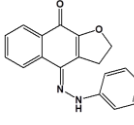
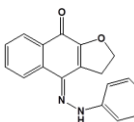


Suppl. Table 1. The MFC of naphthofuranquinones against ATCC10231

Compounds	Structure	MFC ( $\mu\text{M}$ )
TCH-1139		1465.8
TCH-1140		2.9
TCH-1142		2.4
TCH-1181		5501.3
TCH-1182		2167.9
TCH-1187		2458.3
TCH-1190		2040.6
TCH-1198		4121.2
TCH-1199		1030.3
TCH-2958		268.2
TCH-5261		245.4
TCH-5262		2067.3
TCH-5263		2040.6
TCH-5264		1963.4

MFC, minimum fungicidal concentration.

Each value represents the 3 replicates.