Figure S1

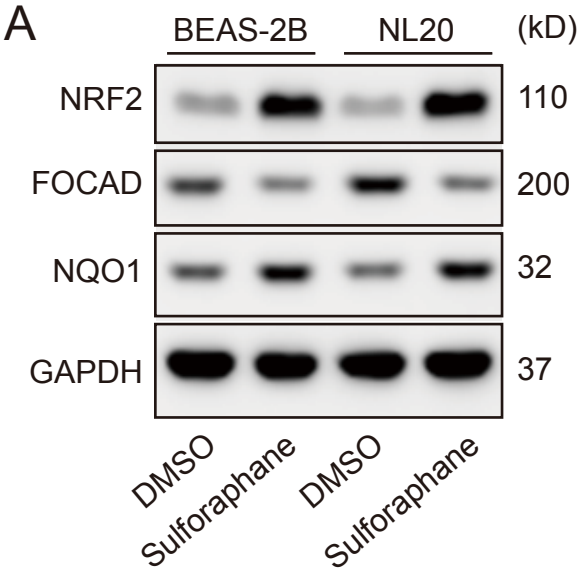
A
BEAS-2B
NL20
(kD)
NRF2
FOCAD
NQO1
GAPDH
110
200
32
37
DMSO
Sulforaphane
DMSO
Sulforaphane

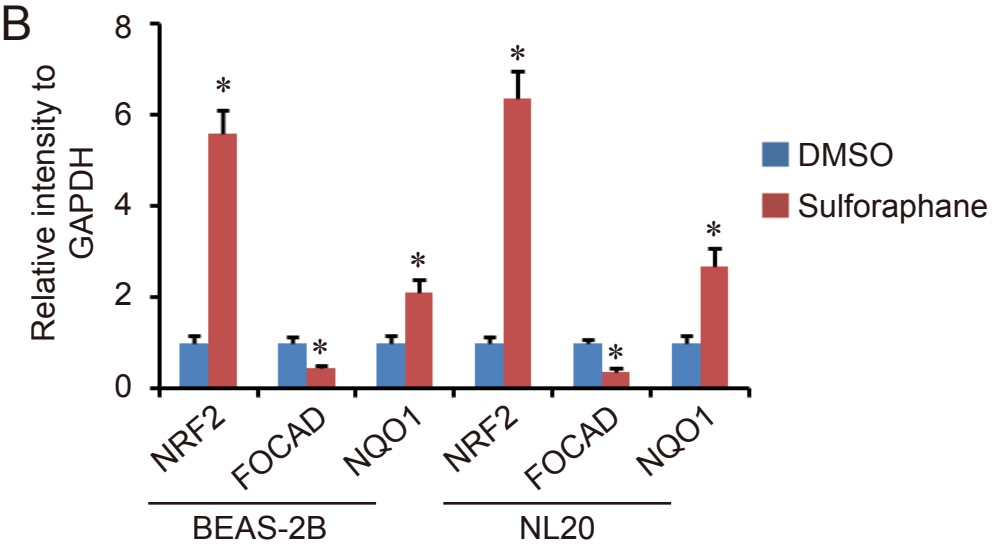
B
Relative intensity to GAPDH
8
6
4
2
0
DMSO
Sulforaphane
NRF2
FOCAD
NQO1
NRF2
FOCAD
NQO1
BEAS-2B
NL20

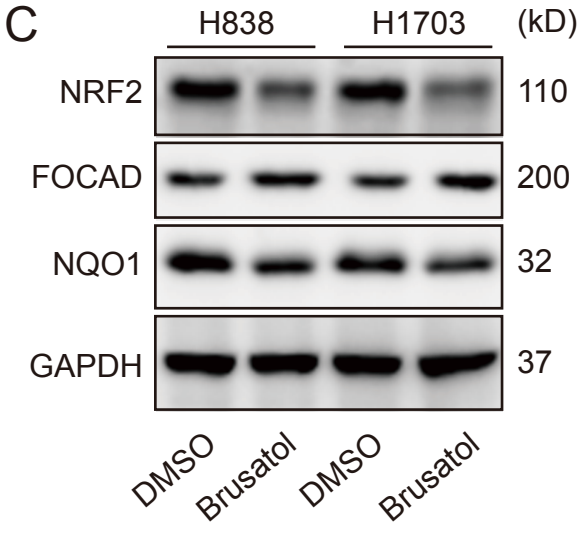
C
H838
H1703
(kD)
NRF2
FOCAD
NQO1
GAPDH
110
200
32
37
DMSO
Brusatol
DMSO
Brusatol

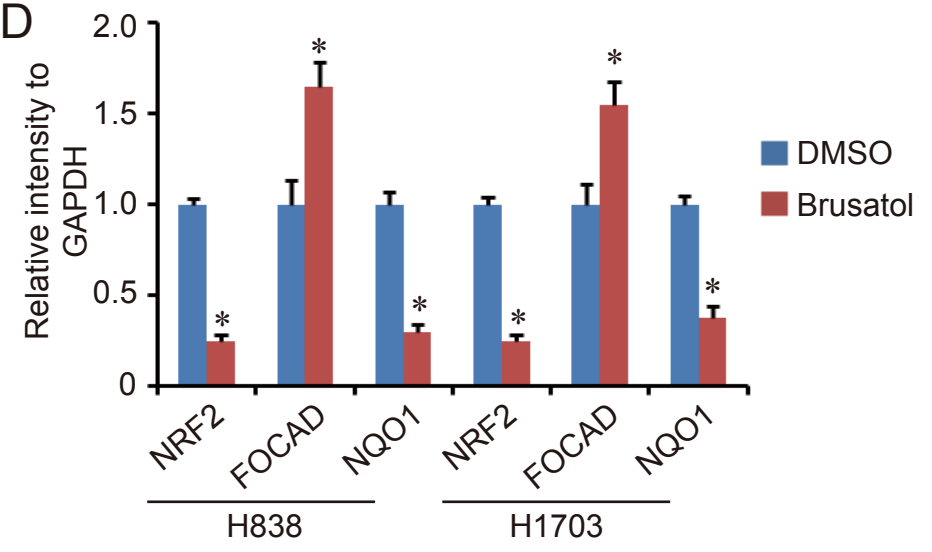
D
Relative intensity to GAPDH
2.0
1.5
1.0
0.5
0
DMSO
Brusatol
NRF2
FOCAD
NQO1
NRF2
FOCAD
NQO1
H838
H1703