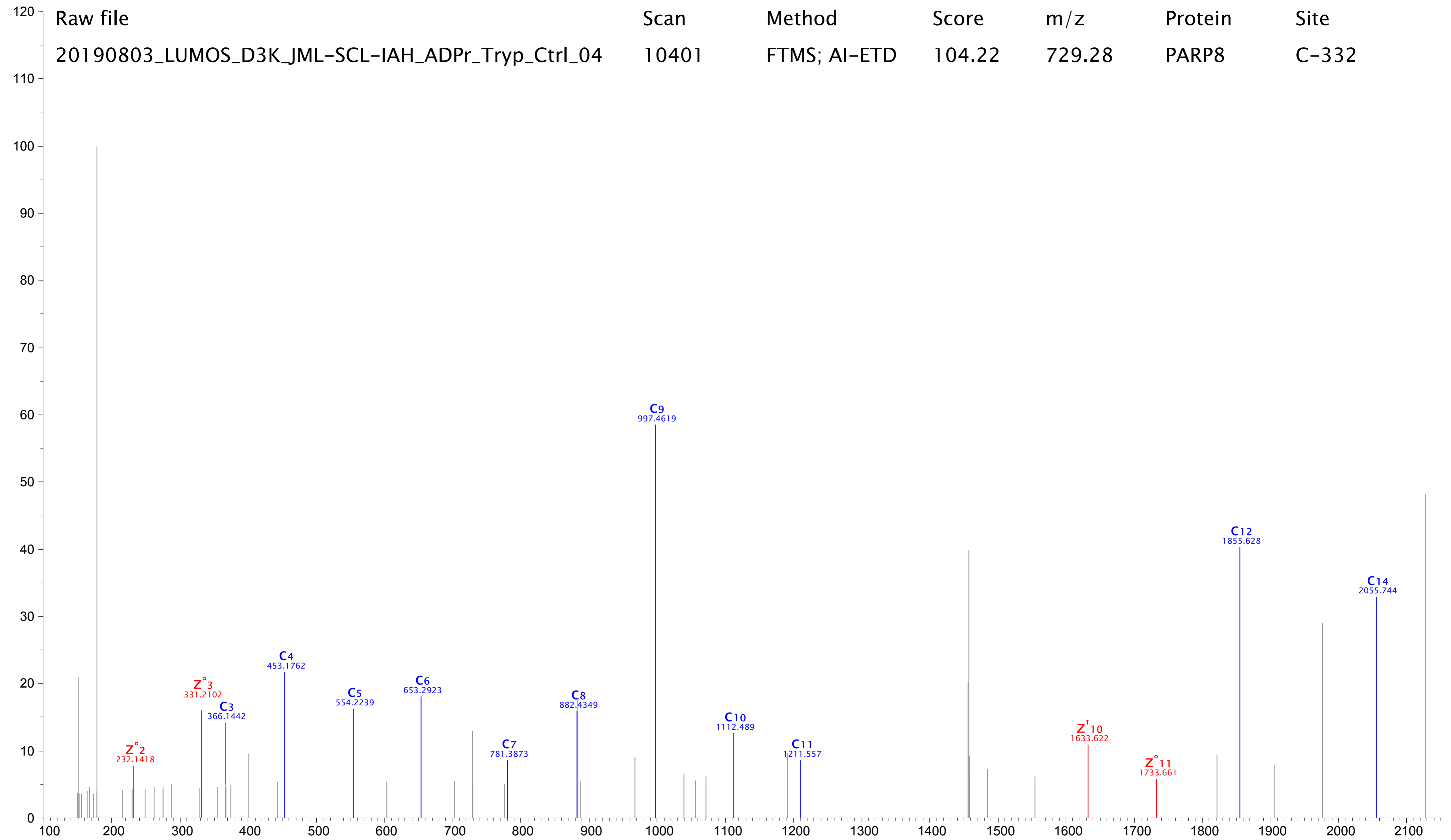


Raw file	Scan	Method	Score	m/z	Protein	Site
20190803_LUMOS_D3K_JML-SCL-IAH_ADPr_Tryp_Ctrl_04	10401	FTMS; AI-ETD	104.22	729.28	PARP8	C-332

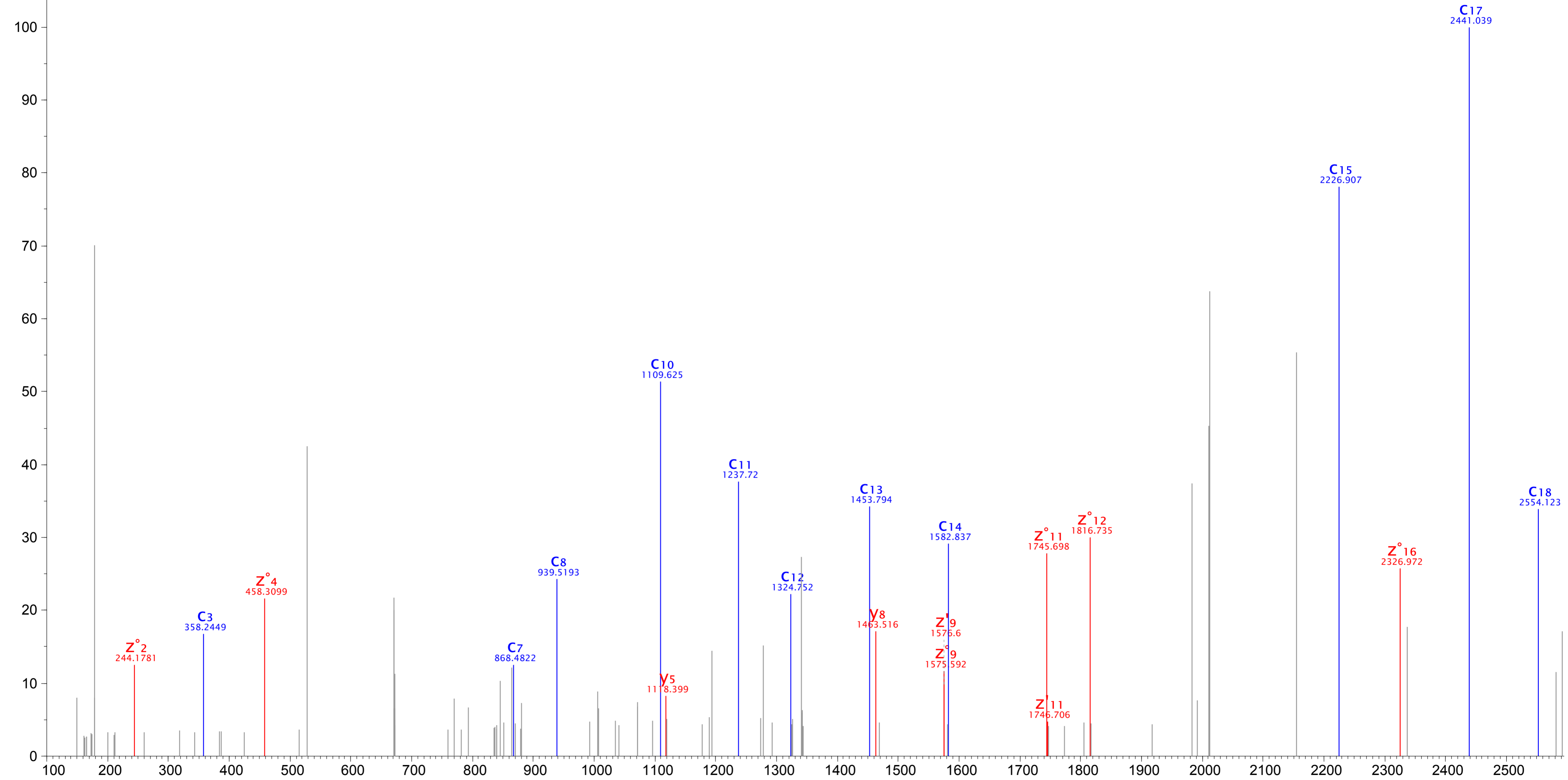


- T C S S T V K T D D V ADPr C V T K -

C₃ C₄ C₅ C₆ C₇ C₈ C₉ C₁₀ C₁₁ C₁₂ C₁₄

Z^o₁₁ Z^o₁₀ Z^o₃ Z^o₂

Raw file	Scan	Method	Score	m/z	Protein	Site
20190803_LUMOS_D3K_JML-SCL-IAH_ADPr_Tryp_Ctrl_02	14387	FTMS; AI-ETD	128.85	671.81	PARP8	C-376

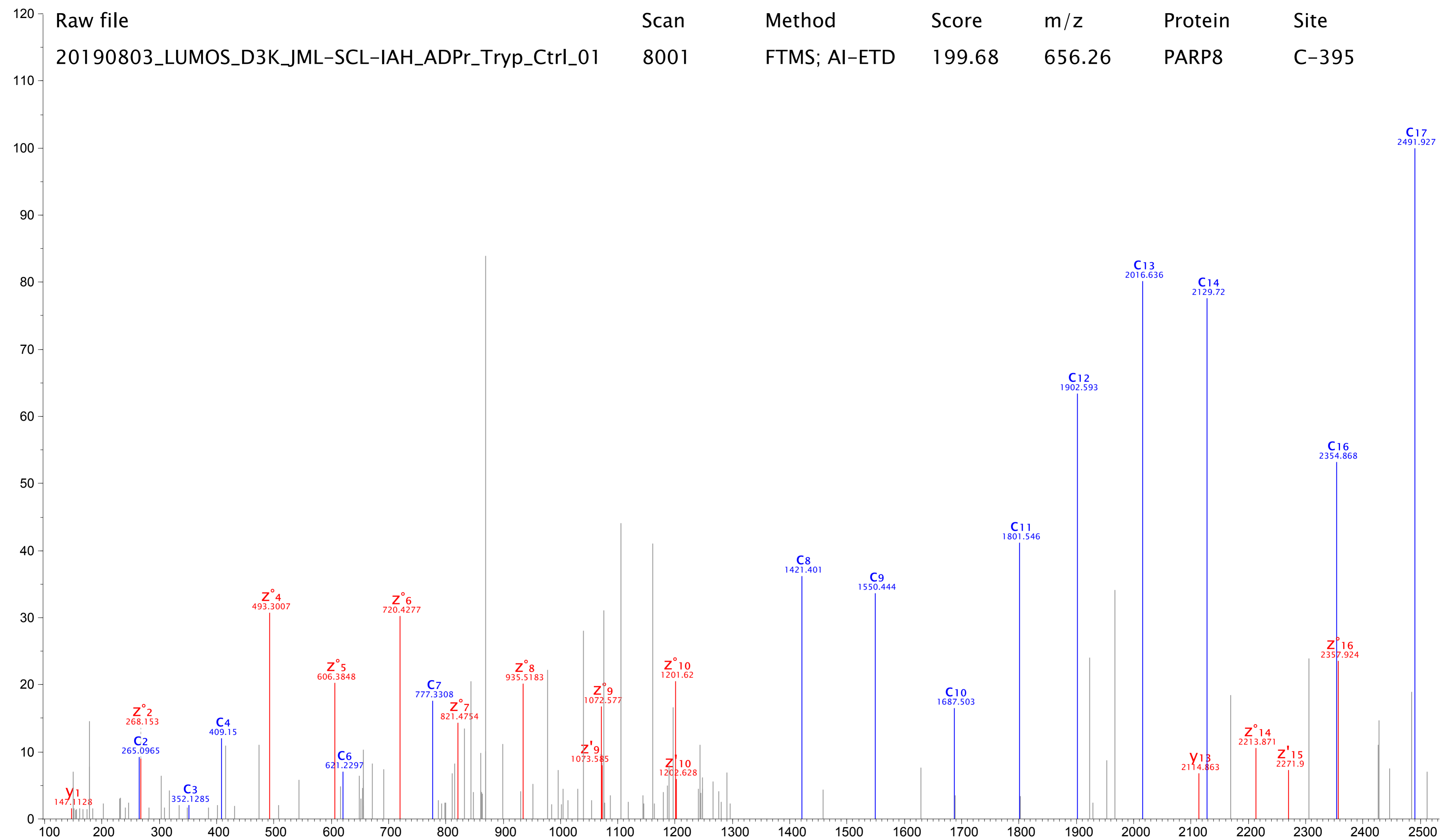


- L L N R P ca C P A A V K S E E ADPr L T L K -

C3 C7 C8 C10 C11 C12 C13 C14 C15 C17 C18

Z¹⁶ Z¹² Z¹¹ Z⁹ Y8 Z⁹ Y5 Z¹¹ Z¹² Z⁴ Z²

Raw file	Scan	Method	Score	m/z	Protein	Site
20190803_LUMOS_D3K_JML-SCL-IAH_ADPr_Tryp_Ctrl_01	8001	FTMS; AI-ETD	199.68	656.26	PARP8	C-395



- S ca C2 Z¹⁶ S C3 Z¹⁵ G C4 Z¹⁴ D Y¹³ P C6 R C7 ADPr C8 Z¹⁰ E C9 Z⁹ H C10 Z⁸ N C11 Z⁷ T C12 Z⁶ N C13 Z⁵ L C14 Z⁴ K C16 P C17 H C17 y1 K -

Raw file	Scan	Method	Score	m/z	Protein	Site
20190803_LUMOS_D3K_JML-SCL-IAH_ADPr_Tryp_Ctrl_01	18916	FTMS; AI-ETD	80.23	743.65	PARP14	Y-59

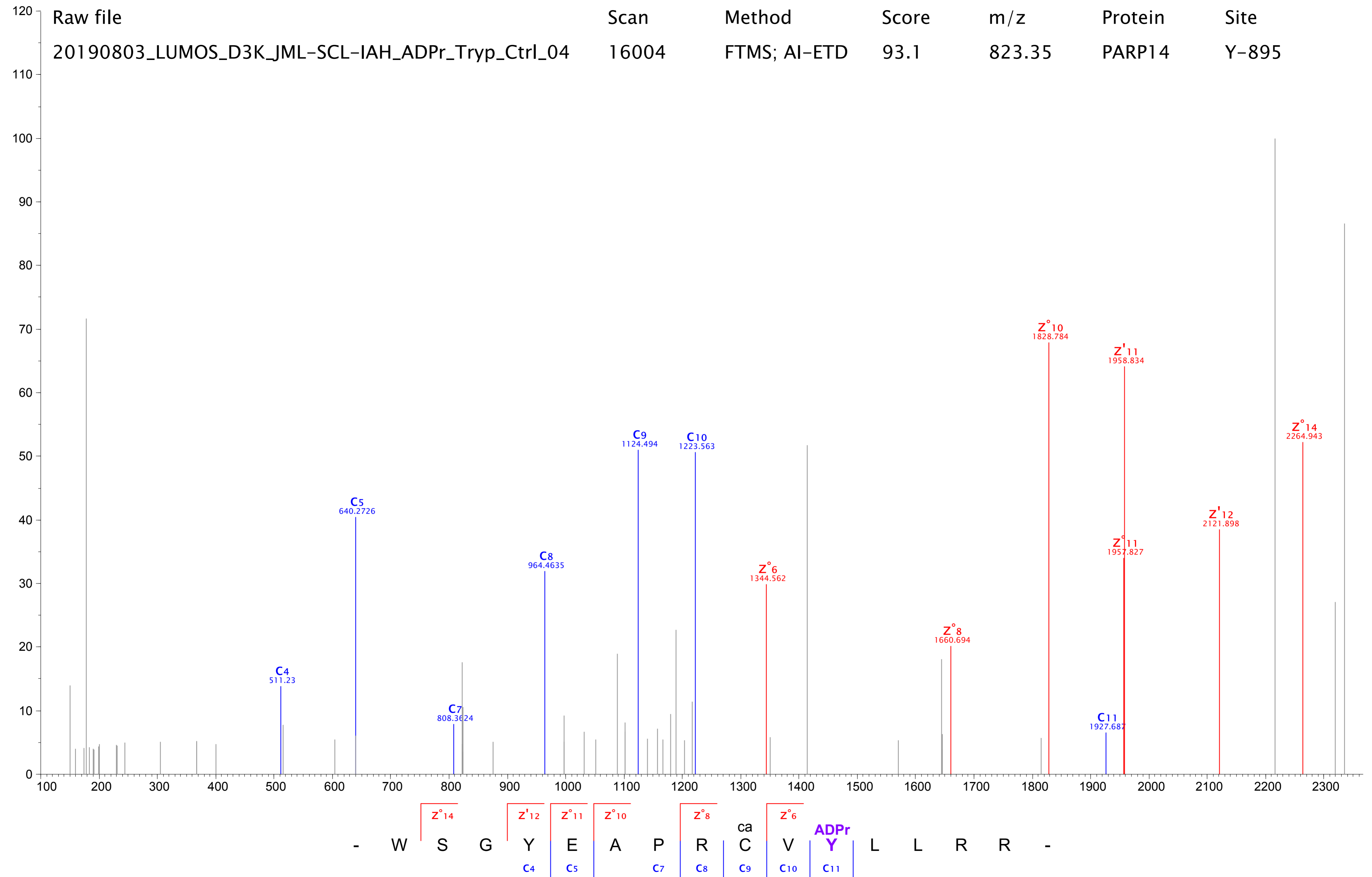


- F L V F F ADPr Y P E D V R Q K -

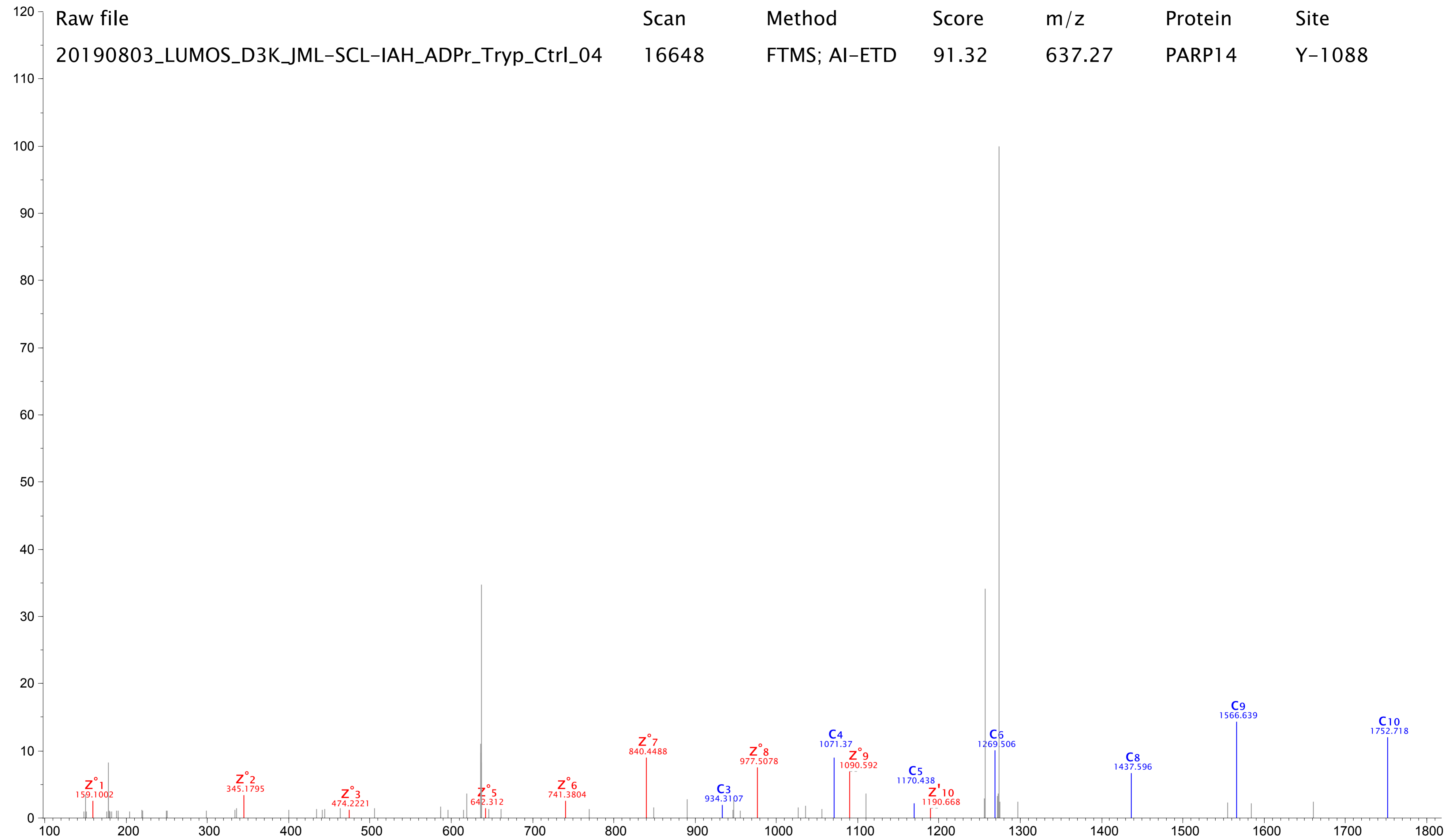
C⁴ C⁵ C⁷ C⁸ C⁹ C¹⁰ C¹¹

Z¹² Z⁹ Z⁸ Z⁴ Z³ Z²

Raw file	Scan	Method	Score	m/z	Protein	Site
20190803_LUMOS_D3K_JML-SCL-IAH_ADPr_Tryp_Ctrl_04	16004	FTMS; AI-ETD	93.1	823.35	PARP14	Y-895



Raw file	Scan	Method	Score	m/z	Protein	Site
20190803_LUMOS_D3K_JML-SCL-IAH_ADPr_Tryp_Ctrl_04	16648	FTMS; AI-ETD	91.32	637.27	PARP14	Y-1088



ADPr
Y

-	V	L	H	V	V	A	P	E	W	R	-
	Z ¹⁰	Z ⁹	Z ⁸	Z ⁷	Z ⁶	Z ⁵		Z ³	Z ²	Z ¹	
	C ³	C ⁴	C ⁵	C ⁶			C ⁸	C ⁹	C ¹⁰		