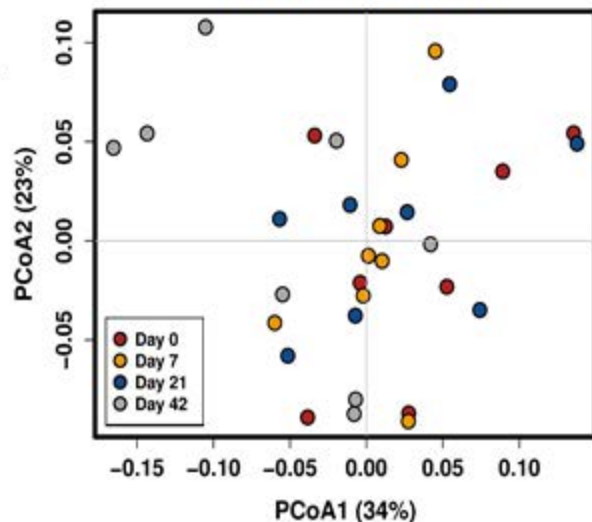


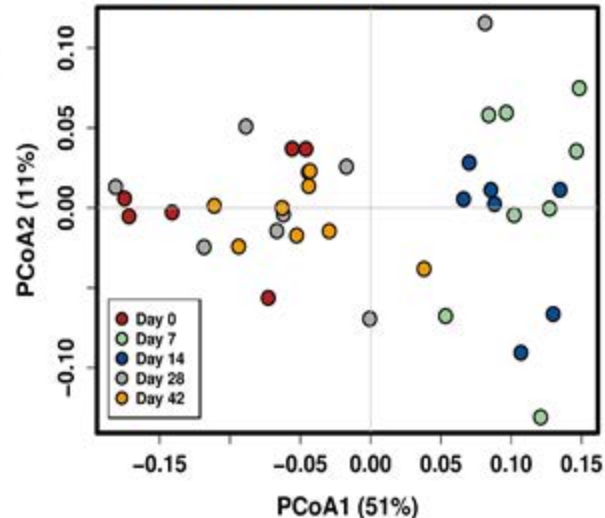
Group 1 (control)

A



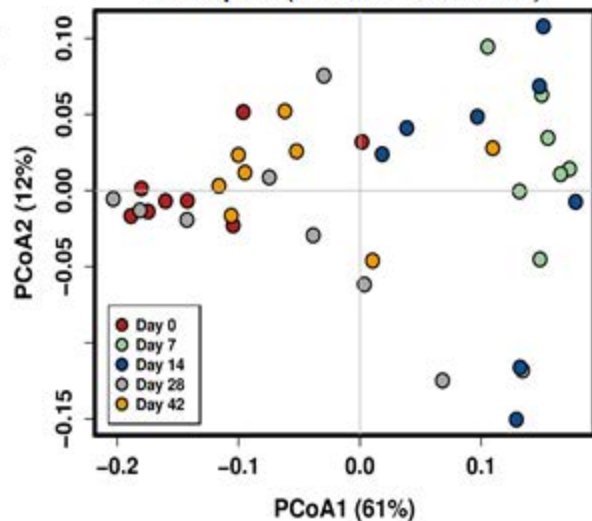
Group 2 (metronidazole)

B



Group 3 (metronidazole)

C



D

ANOSIM, group 2 vs 3 (metronidazole)

Group 2 vs group 3	R-value	p-value
Day 0	.131	.076
Day 7	.159	.057
Day 14	.025	.32
Day 21	-.016	.50
Day 42	.285	.016