

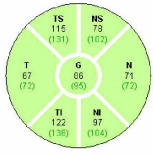
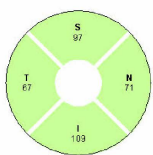
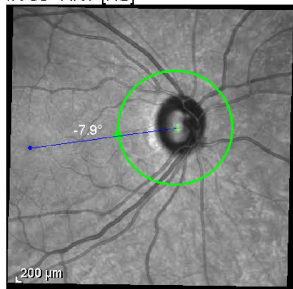
Patient:
Patient ID:
Diagnosis:

DOB:
Exam. :
Comment:

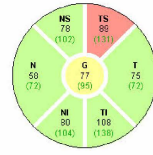
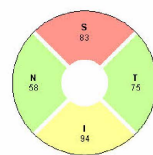
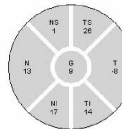
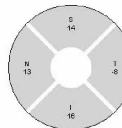
Sex: M

OD

IR 30° ART [HS]



Asymmetry OD - OS

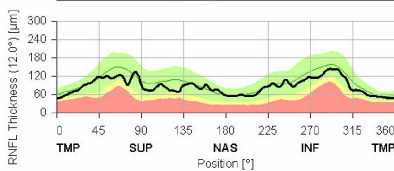
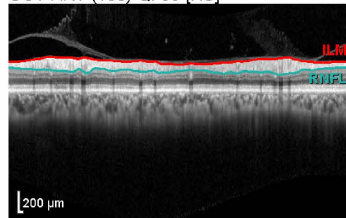


OS

IR 30° ART [HS]



OCT ART (100) Q: 33 [HS]



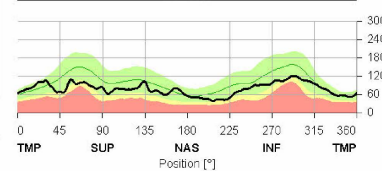
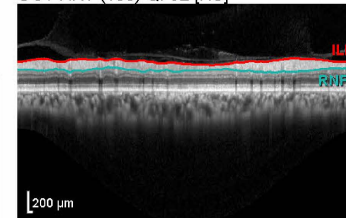
Classification OD

Within Normal Limits

Classification OS

Outside Normal Limits

OCT ART (100) Q: 32 [HS]



Within Normal Limits (p>0.05)

Borderline (p<0.05)

Outside Normal Limits (p<0.01)

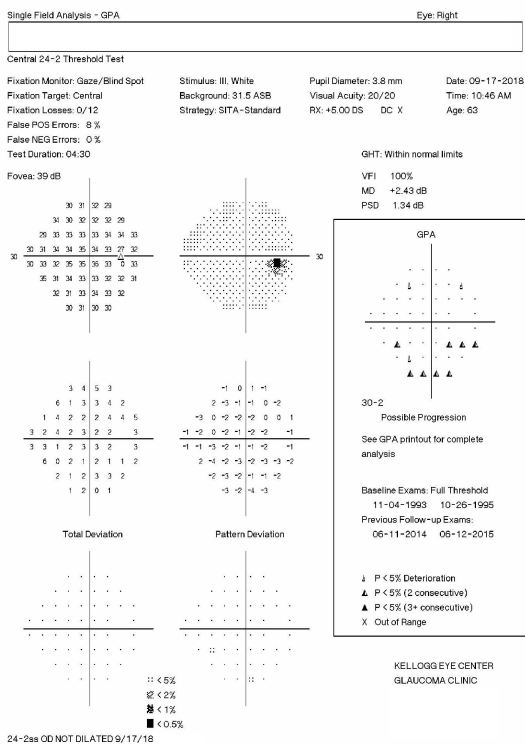
Reference database: European Descent (2009) Warning: Classification results valid for Caucasian eyes only.

Software Version: 6.8.3

www.HeidelbergEngineering.com

RNFL Single Exam Report OU

B



C

