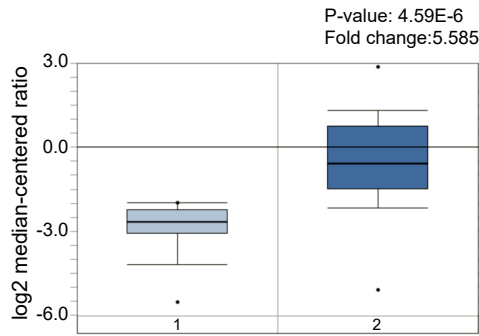


Fig. S11 (related to Fig. 8)

a

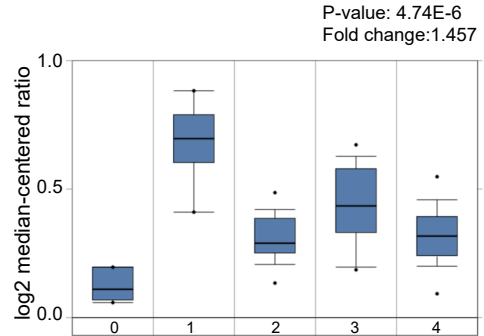
SGK2 expression in Yoshihara Ovarian (53)



1. Peritoneum (10)
2. Ovarian Serous Adenocarcinoma (42)

b

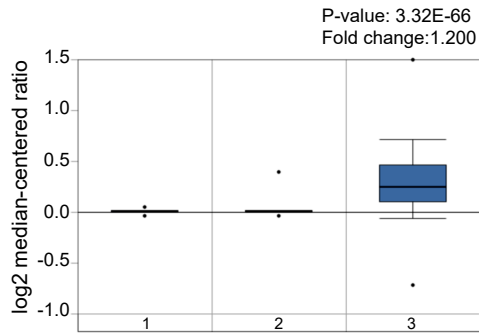
SGK2 expression in Hendrix Ovarian (103)



0. Ovary (4)
1. Ovarian Clear Cell Adenocarcinoma (8)
2. Ovarian Endometrioid Adenocarcinoma (37)
3. Ovarian Mucinous Adenocarcinoma (13)
4. Ovarian Serous Adenocarcinoma (41)

c

SGK2 expression in TCGA Ovarian 2 (1168)



1. Blood (431)
2. Ovary (130)
3. Ovarian Serous Cystadenocarcinoma (607)