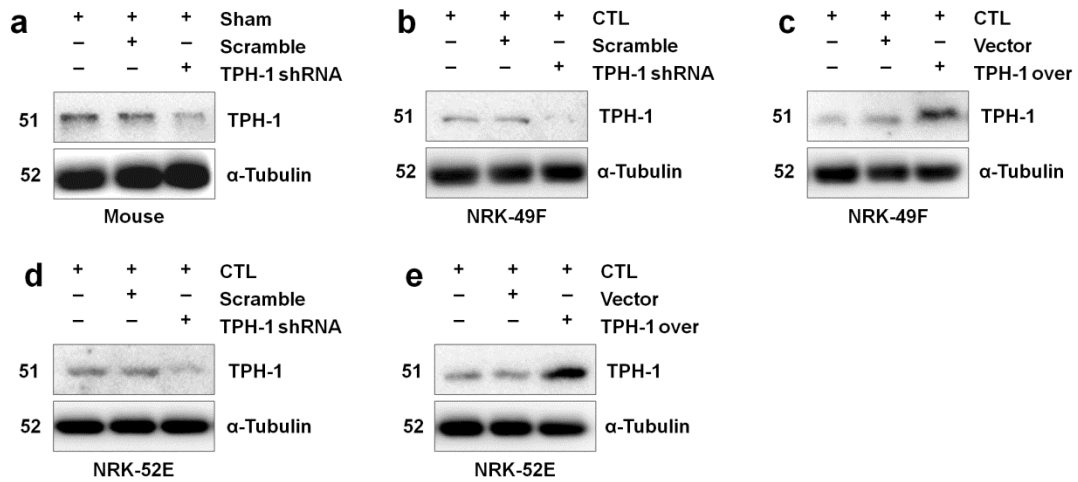
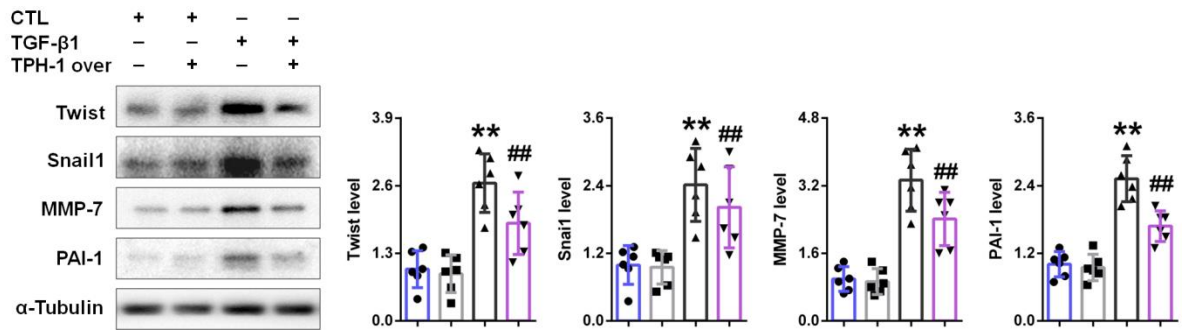


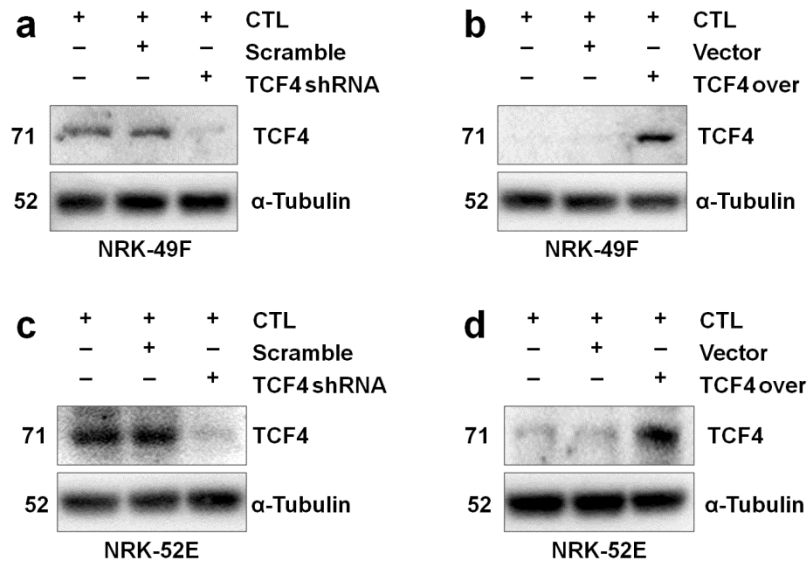
## Supplementary materials



**Figure S1. The expression of TPH-1 after transfection with different vectors.** (a) The expression of TPH-1 in mice after transfection with lentivirus expressing shRNA against mouse *Tph1* or scramble. (b) The expression of TPH-1 in NRK-49F after transfection with lentivirus expressing shRNA against rat *Tph1* or scramble. (c) The expression of TPH-1 in NRK-49F after transfection with lentivirus expressing full-length rat *Tph1* cDNA or vector. (d) The expression of TPH-1 in NRK-52E after transfection with lentivirus expressing shRNA against rat *Tph1* or scramble. (e) The expression of TPH-1 in NRK-52E after transfection with lentivirus expressing full-length rat *Tph1* cDNA or vector.



**Figure S2. The protein expression and relative quantitative data of twist, snail1, MMP-7 and PAI-1 in NRK-49F.**  $**P < 0.01$  compared with CTL group (n = 6).  $##P < 0.01$  compared with TGF-β1-treated group (n = 6).



**Figure S3. The expression of TCF4 after transfection with different vectors.** (a) The expression of TCF4 in NRK-49F after transfection with lentivirus expressing shRNA against rat *Tcf4* or scramble. (b) The expression of TCF4 in NRK-49F after transfection with lentivirus expressing full-length rat *Tcf4* cDNA or vector. (c) The expression of TCF4 in NRK-52E after transfection with lentivirus expressing shRNA against rat *Tcf4* or scramble. (d) The expression of TCF4 in NRK-52E after transfection with lentivirus expressing full-length rat *Tcf4* cDNA or vector.