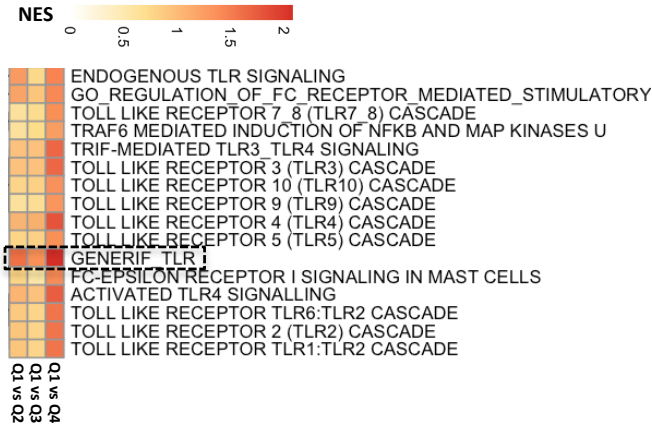
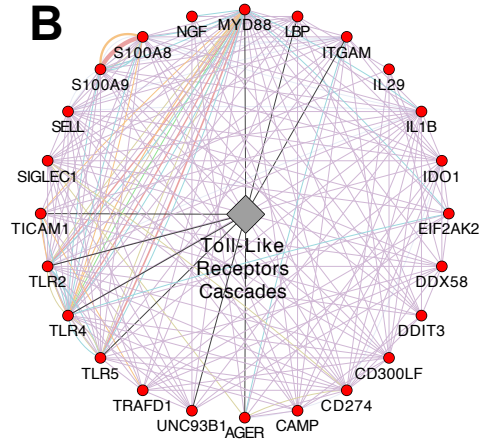


## d1 post boost

**A**



**B**



**C**

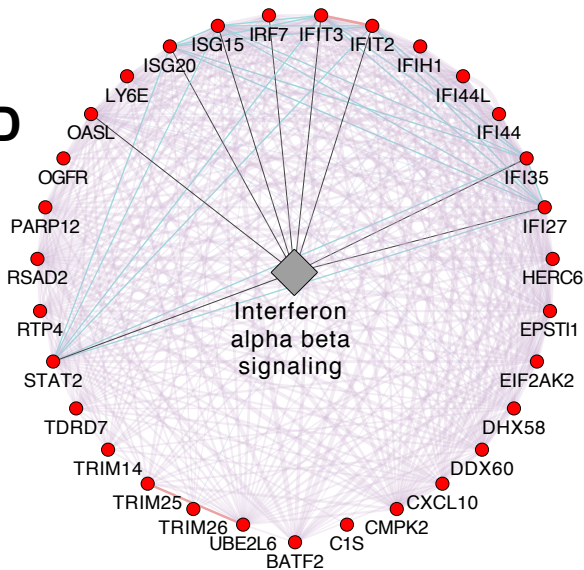
## d7 post boost



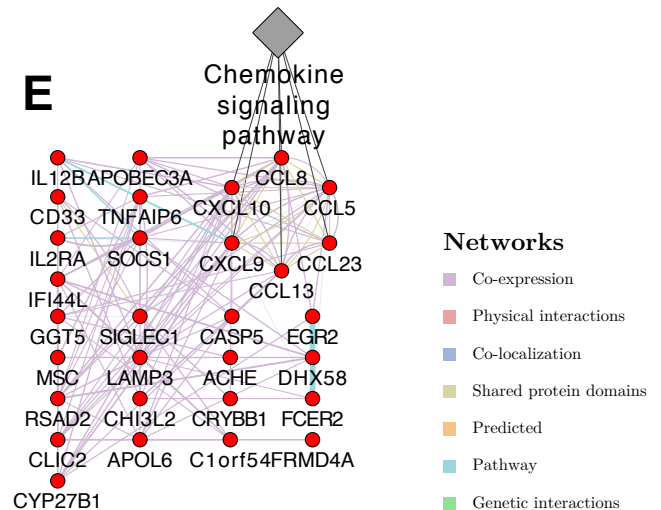
Pathway	NES	Correlation	NOM_pval	FDR_qval
HALLMARK_INTERFERON_ALPHA_RESPONSE	2.14	Positive	0	0
HALLMARK_INTERFERON_GAMMA_RESPONSE	1.95	Positive	0	0
MACROPHAGES_M1	1.76	Positive	0.00175	0.00638
MACROPHAGES_M2	1.44	Positive	0.0339	0.21

0=<0.0001

**D**



**E**



### Networks

- Co-expression
- Physical interactions
- Co-localization
- Shared protein domains
- Predicted
- Pathway
- Genetic interactions