

Figure S1. Schematic diagram of isolation and removal of EVs using syringe filters. EVpas220, medium obtained by passing through a 220-nm syringe filter. EVpas50/220, medium obtained by passing EVpas220 through a 50-nm syringe filter. EVpas20/50, medium obtained by passing EVpas50/220 through a 20-nm syringe filter. EVcap50/220, EV captured by passing the EVpas220 through a 50-nm syringe filter. EVrev50/220, EV obtained by reverse flowing EVcap50/220. EVs, extracellular vesicles; FBS, fetal bovine serum.

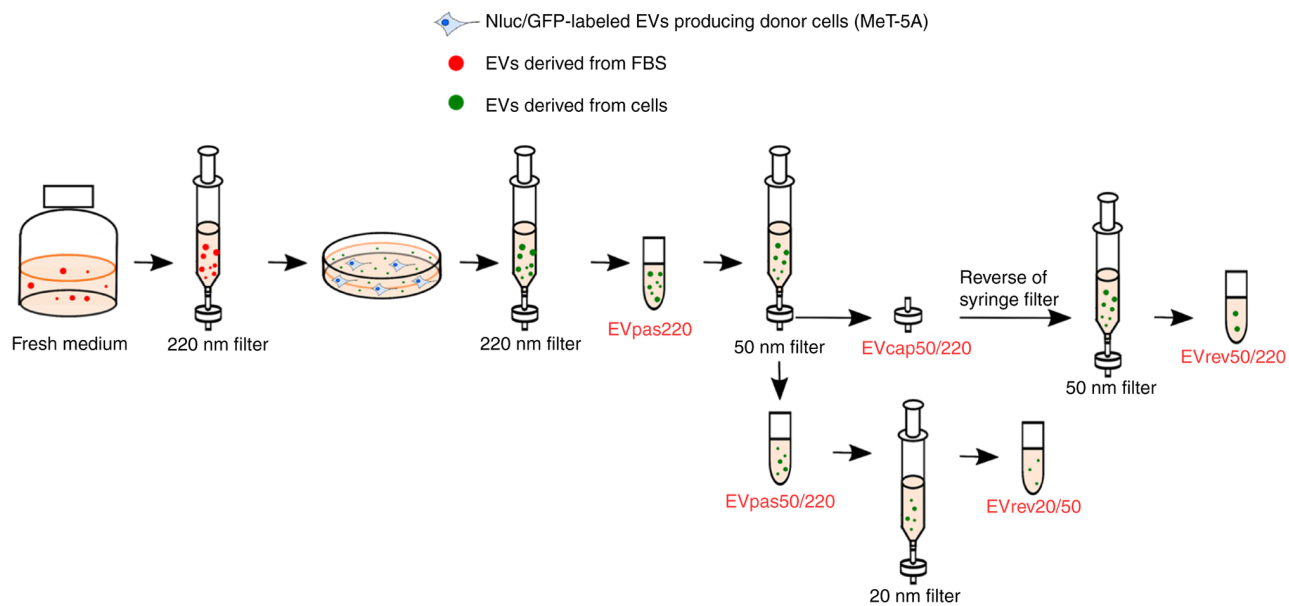


Figure S2. Expression, secretion, and uptake of CD9-GFP. (A) MeT-5A cells expressing CD9-GFP (donor cells) and MeT-5A cells uptaking EV expressing CD9-GFP (recipient cells) were observed under a fluorescence microscope. Bright field and GFP images were superimposed and shown as 'Merge'; length of the scale bar is 200 μm . (B) EVs concentrated from a medium containing EV expressing CD9-GFP (Cultured medium) or a medium not containing EV (Fresh medium) was observed with a fluorescence microscope. The length of the scale bar is 100 μm . EVs, extracellular vesicles; GFP, green fluorescence protein.

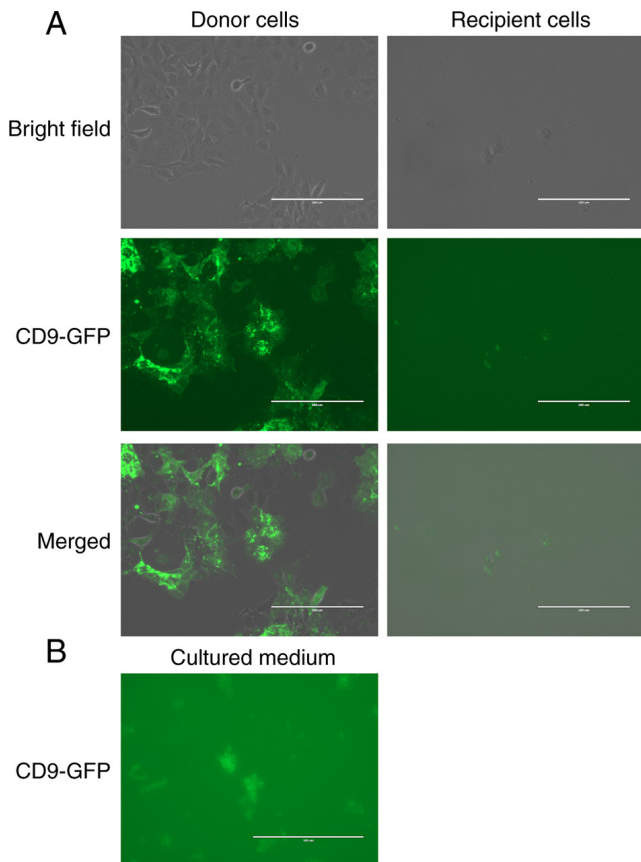


Figure S3. Expression, secretion and uptake of CD63-GFP. (A) MeT-5A cells expressing CD63-GFP (donor cells) and MeT-5A cells uptaking EV expressing CD63-GFP (recipient cells) were observed under a fluorescence microscope. Bright field and GFP images were superimposed and shown as 'Merge'; length of the scale bar is 200 μm . (B) EVs concentrated from a medium containing EV expressing CD63-GFP (Cultured medium) or a medium not containing EV (Fresh medium) was observed with a fluorescence microscope. The length of the scale bar is 100 μm . EVs, extracellular vesicles; GFP, green fluorescence protein.

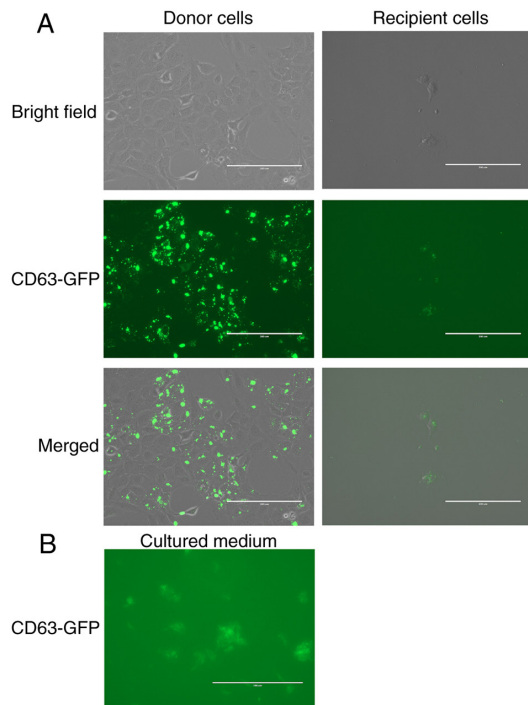


Table SI. Sequences of the microRNAs used for establishment of the overexpressing cell lines.

MicroRNA	Sequence
hsa-miR-4728-5p	GGATCCGTGGGAGGGGAGAGGCAGCAAGCACACAGGGCCTGGGACTAGCATGCTGACCTCC TCCTGCCCCAGTTTTTGAATTC
hsa-miR-193a-5p	GGATCCCGAGGATGGGAGCTGAGGGCTGGGTCTTTGCGGGCGAGATGAGGGTGTCCGATCAAC TGGCCTACAAAGTCCCAGTTCTCGGCCCCCGTTTTTGAATTC
hsa-miR-551b-5p	GGATCCAGATGTGCTCTCCTGGCCCATGAAATCAAGCGTGGGTGAGACCTGGTGCAGAACGGG AAGGCGACCCATACTTGGTTTCAGAGGCTGTGAGAATAATTTTTGAATTC

hsa, human (*Homo sapiens*).