

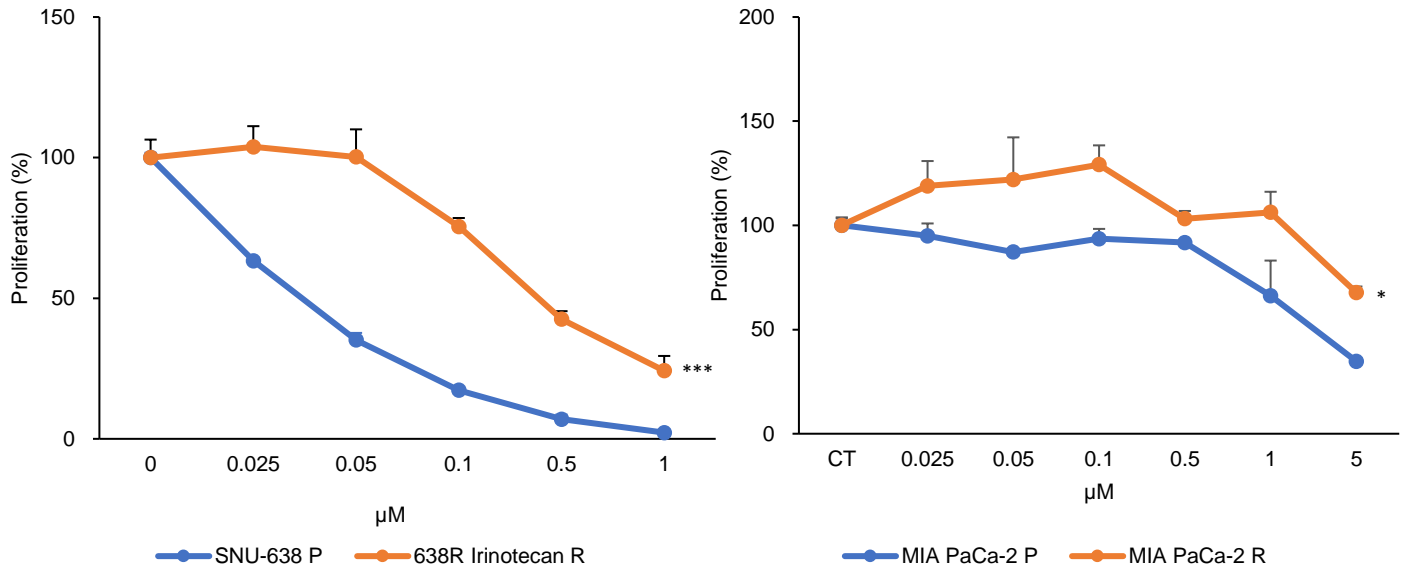
A

Figure S1. Irinotecan-resistant cancer cells were established through long-term treatment. The effect of irinotecan on irinotecan-resistant SNU-638 and MIA PaCa-2 cells after 48 h was determined by SRB assay (n=3). Each bar represents the mean + s.d. *p < 0.05, **p < 0.01, ***p < 0.001.

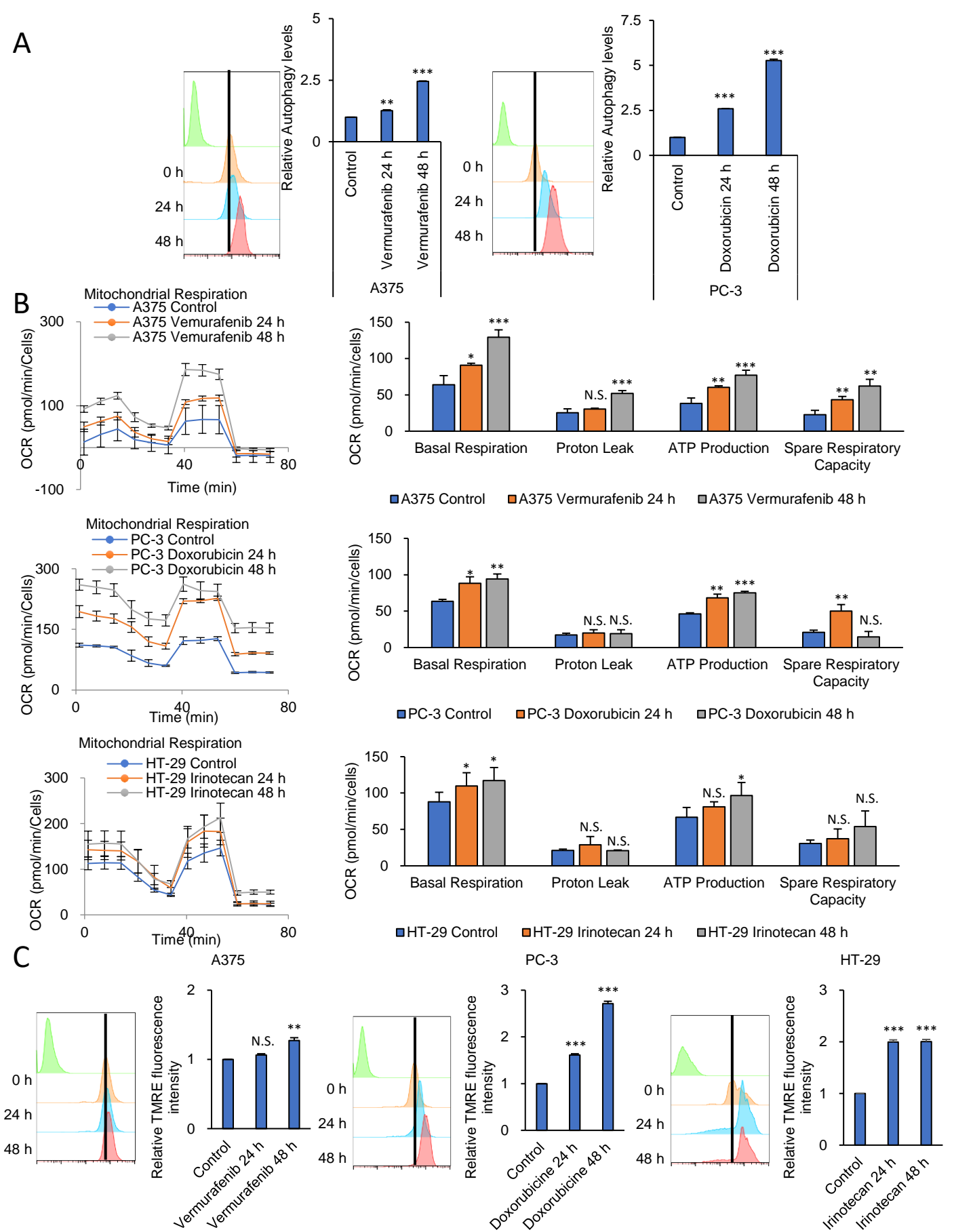
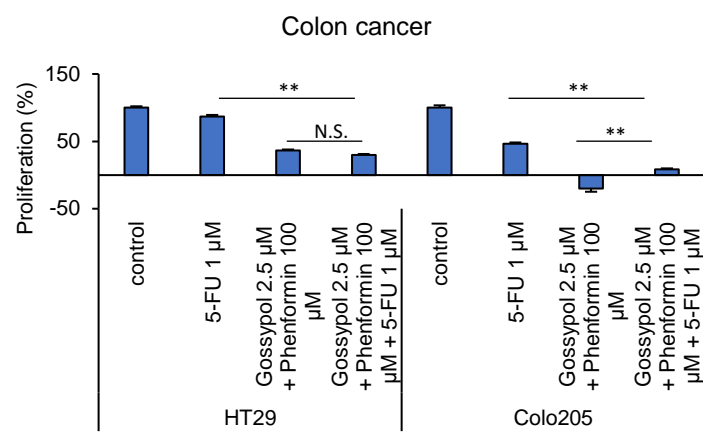
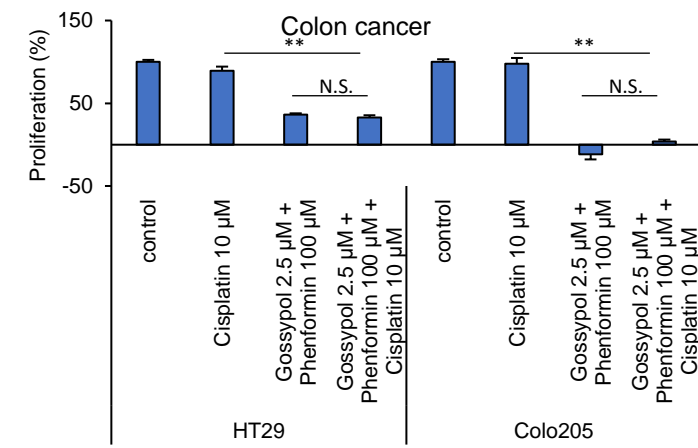
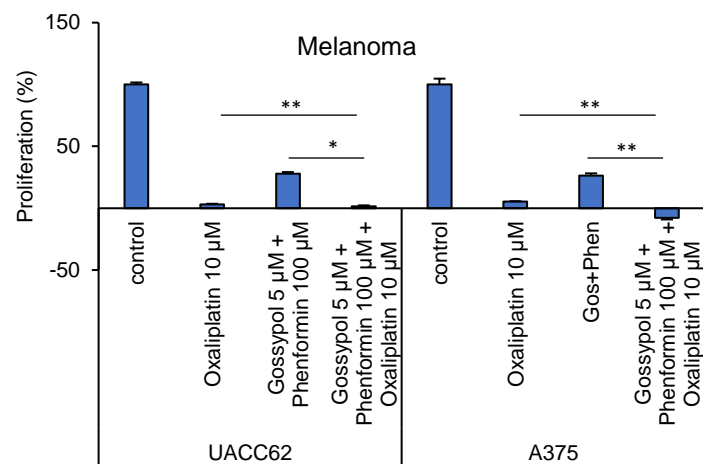
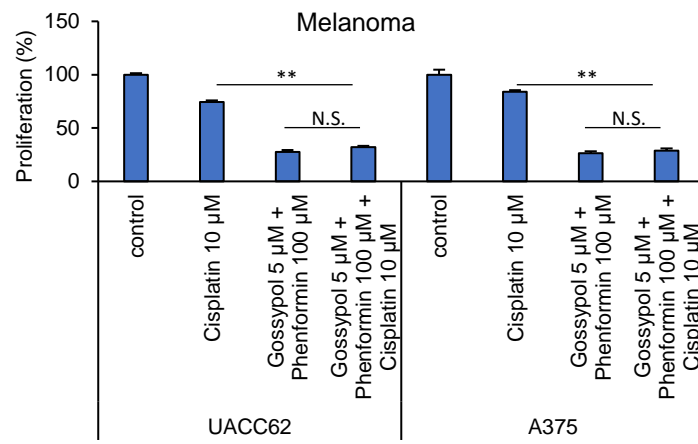
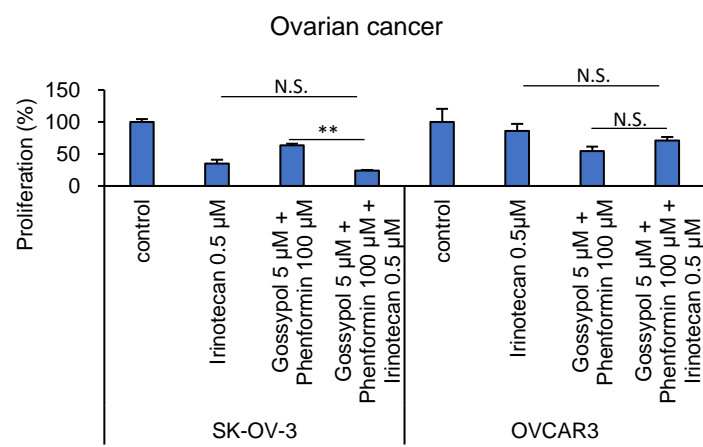
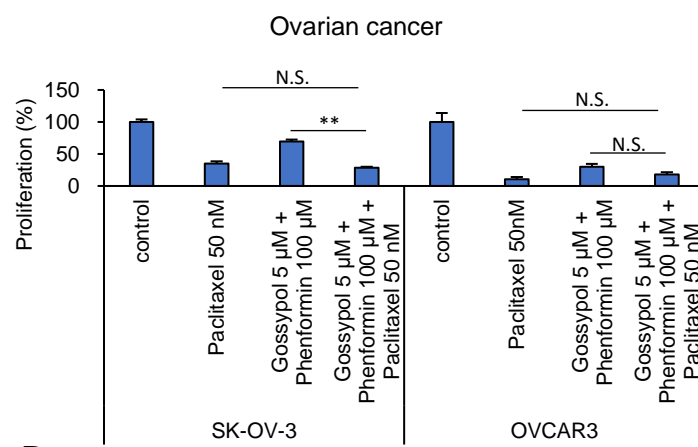
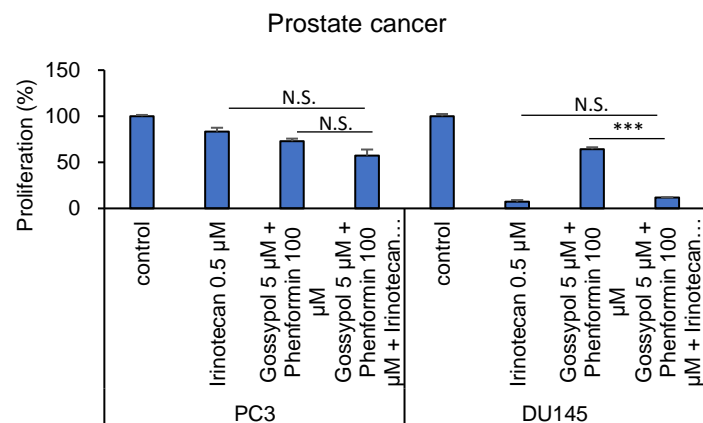
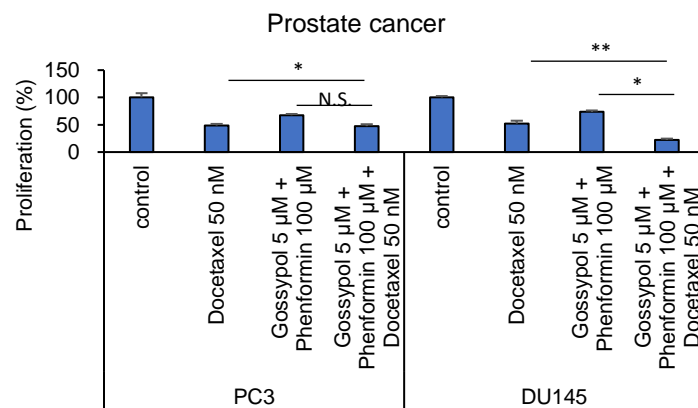


Figure S2. Anti-cancer drug treatment induces autophagy and Oxygen Consumption Rate.

(A) Autophagy levels were analyzed by Cyto-ID autophagy detection kit in anti-cancer drug treatment cancer cells and non-treatment cancer cells (Vemurafenib; 0.5 μ M and Doxorubicin; 1 μ M treatment). (B) Oxygen Consumption Rates and respiration parameters were analyzed in A375, PC-3 and HT-29 after treatment anti-cancer drug (Vemurafenib; 0.5 μ M, Doxorubicin; 1 μ M and Irinotecan; 0.5 μ M) treatment for 24 h and 48 h (n=4). (C) Mitochondrial membrane potential was Analyzed by staining TMRE. Mitochondrial membrane potential was increased in anti-cancer drug treatment cancer cells compared to non-treatment cancer cells (n=3). Each bar represents the mean + s.d. *p < 0.05, **p < 0.01, ***p < 0.001.

A**B****C****D**

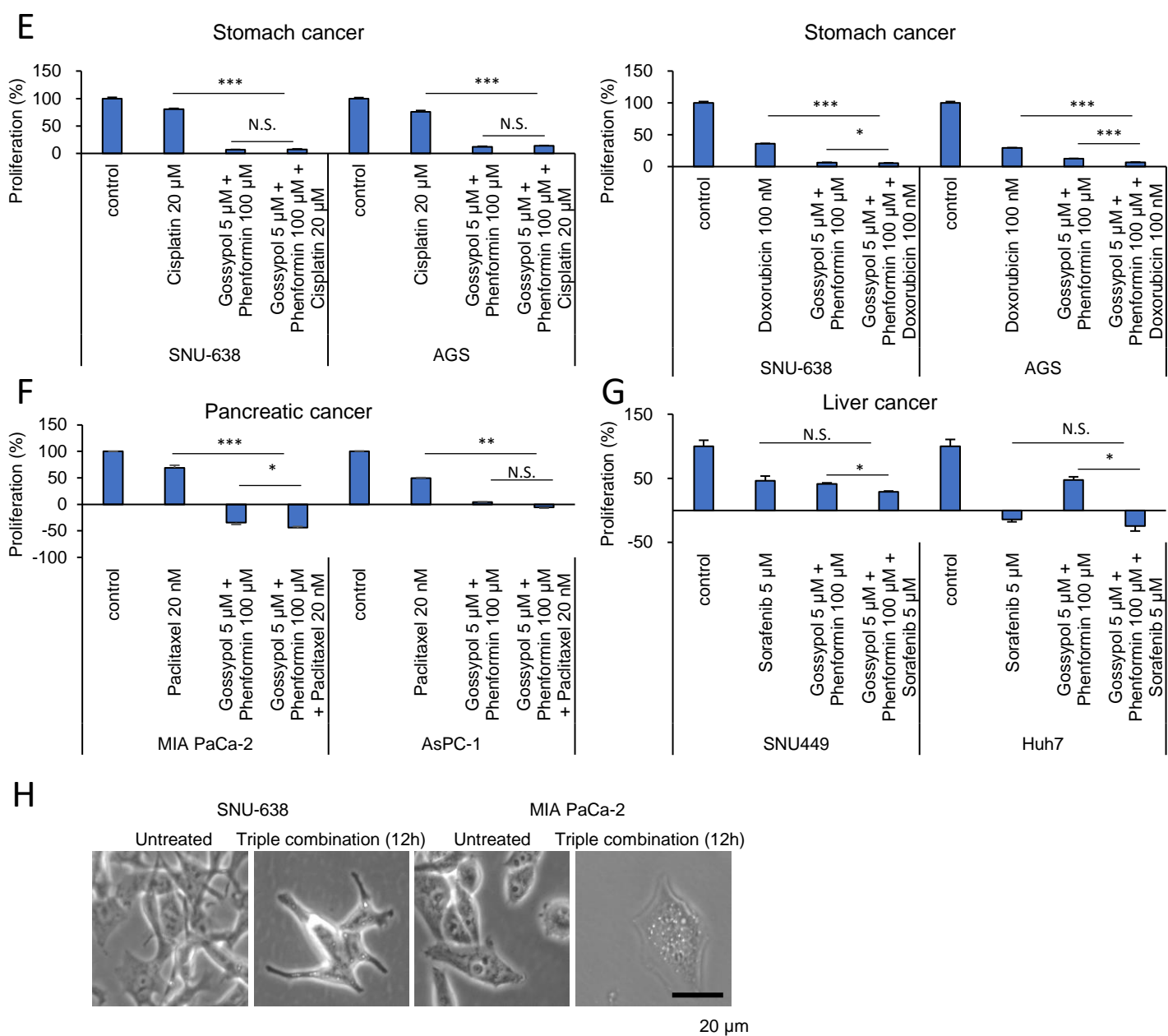


Figure S3. The cell death induced by triple combination treatment showed a Autophagic cell death morphology. (A-G) Non-synergistic effect of triple-combined treatment of 2.5 μM or 5 μM gossypol, 100 μM phenformin and indicated anti-cancer drug after 48 h on cell proliferation was determined by SRB assay. (H) MIA PaCa-2 and SNU-638 cells were treated with triple-combination of 5 μM gossypol, 100 μM phenformin and irinotecan (SNU-638; 0.5 μM and MIA PaCa-2; 1 μM) for indicated times, and then cells were imaged by means of a microscope. Scale bar = 20 μm . Each bar represents the mean + s.d. * $p < 0.05$, ** $p < 0.01$, *** $p < 0.001$.

A		B	
Cell line	Colo 205	Cell line	A375
Mice	BALB/c-nude (Orient)	Mice	BALB/c-nude (Orient)
N (Head)	3	N (Head)	7
Drug delivery	Gossypol, Phenformin: PO Irinotecan: IP	Drug delivery	Gossypol, Phenformin and Vemurafenib: PO
Treatment on/off	Gossypol, Phenformin: On (6) Off (1) Irinotecan: On (1) Off (6)	Treatment on/off	Gossypol, Phenformin: On (6) Off (1) Vemurafenib: On (5) Off (2)
Week	3	Week	3
Drug dose	Gossypol: 80 mg/kg Phenformin: 100 mg/kg Irinotecan: 40 mg/kg	Drug dose	Gossypol: 80 mg/kg Phenformin: 100 mg/kg Vemurafenib: 30 mg/kg
Drug vehicle	Gossypol and Phenformin: 5 % DMSO, 5 % cremophor and 90 % PBS Irinotecan: 5 % DMSO and 95 % water	Drug vehicle	Gossypol and Phenformin: 5 % DMSO, 5 % cremophor and 90 % PBS Vemurafenib: 4 % DMSO + 30 % PEG300 + 5 % Tween 80 + 61 % water
IRB Number	NCC-18-435	IRB Number	NCC-18-435
C		D	
Cell line	SK-OV-3	Cell line	PC-3
Mice	BALB/c-nude (Orient)	Mice	BALB/c-nude (Orient)
N (Head)	4	N (Head)	4
Drug delivery	Gossypol, Phenformin: PO Cisplatin: IP	Drug delivery	Gossypol, Phenformin: PO Doxorubicine: PO
Treatment on/off	Gossypol, Phenformin: On (6) Off (1) Cisplatin: On (2) Off (5)	Treatment on/off	Gossypol, Phenformin: On (6) Off (1) Doxorubicin: On (5) Off (2)
Week	6	Week	2
Drug dose	Gossypol: 40 mg/kg Phenformin: 100 mg/kg Cisplatin: 4 mg/kg	Drug dose	Gossypol: 80 mg/kg Phenformin: 100 mg/kg Doxorubicin: 5 mg/kg
Drug vehicle	Gossypol and Phenformin: 5 % DMSO, 5 % cremophor and 90 % PBS Cisplatin: water	Drug vehicle	Gossypol and Phenformin: 5 % DMSO, 5 % cremophor and 90 % PBS Doxorubicin: 5 % DMSO and 95 % water
IRB Number	NCC-18-435	IRB Number	NCC-18-435
E		F	
Cell line	SNU-638	Cell line	MIA PaCa-2
Mice	BALB/c-nude (Orient)	Mice	BALB/c-nude (Orient)
N (Head)	5	N (Head)	5
Drug delivery	Gossypol, Phenformin: PO Irinotecan: IP	Drug delivery	Gossypol, Phenformin: PO Irinotecan: IP
Treatment on/off	Gossypol, Phenformin: On (6) Off (1) Irinotecan: On (1) Off (6)	Treatment on/off	Gossypol, Phenformin: On (6) Off (1) Irinotecan: On (1) Off (6)
Week	5	Week	4
Drug dose	Gossypol: 80 mg/kg Phenformin: 100 mg/kg Irinotecan: 10 mg/kg	Drug dose	Gossypol: 80 mg/kg Phenformin: 100 mg/kg Irinotecan: 40 mg/kg
Drug vehicle	Gossypol and Phenformin: 5 % DMSO, 5 % cremophor and 90 % PBS Irinotecan: 5 % DMSO and 95 % water	Drug vehicle	Gossypol and Phenformin: 5 % DMSO, 5 % cremophor and 90 % PBS Irinotecan: 5 % DMSO and 95 % water
IRB Number	NCC-20-558	IRB Number	NCC-20-558

Table S1. Xenograft mouse models conditions table.