

Early epidemiological indicators, outcomes, and interventions of COVID-19 pandemic: A systematic review

Figure S1: Flow diagram of literature search and selection process of COVID-19

Figure S2: Country-specific Case Fatality Rate (CFR)

Figure S3: COVID-19 Specific death rate

Figure S3A: COVID-19 Specific death rate (Cumulative-change)

Figure S3B: COVID-19 Specific death rate (Daily-change)

Figure S4: County-specific timeline of doubling time for cases and deaths

Figure S1: Flow diagram of literature search and selection process of COVID-19

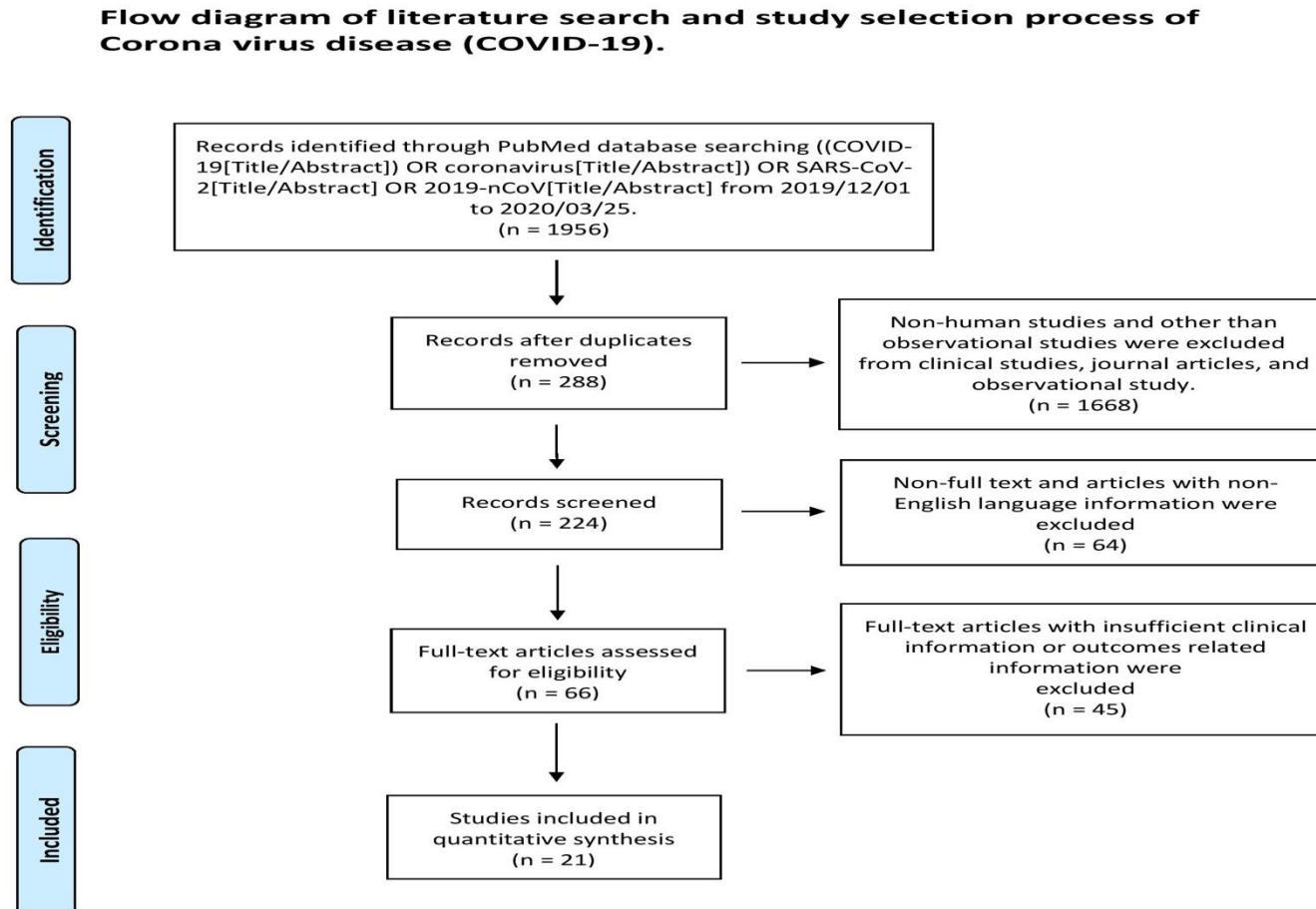
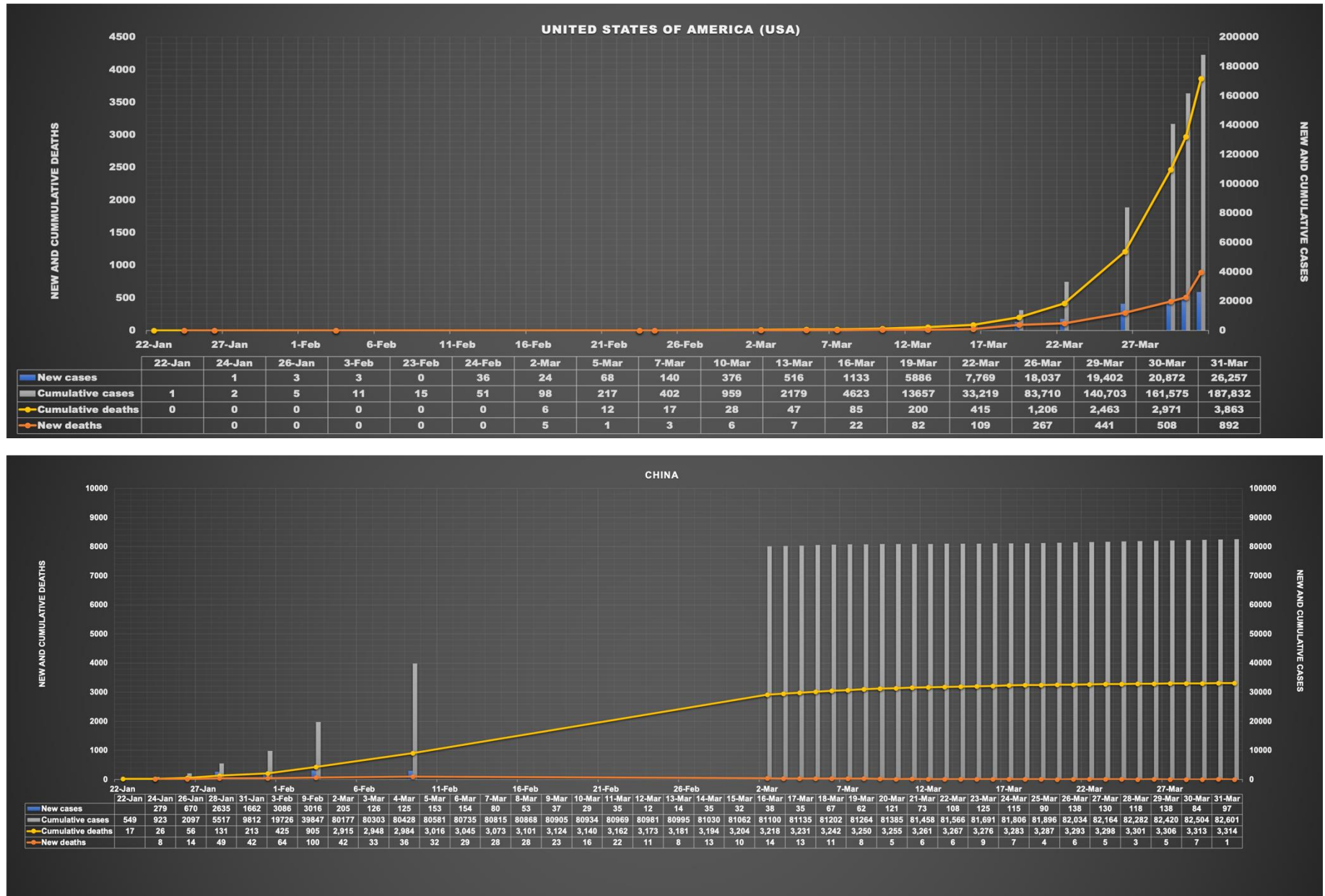


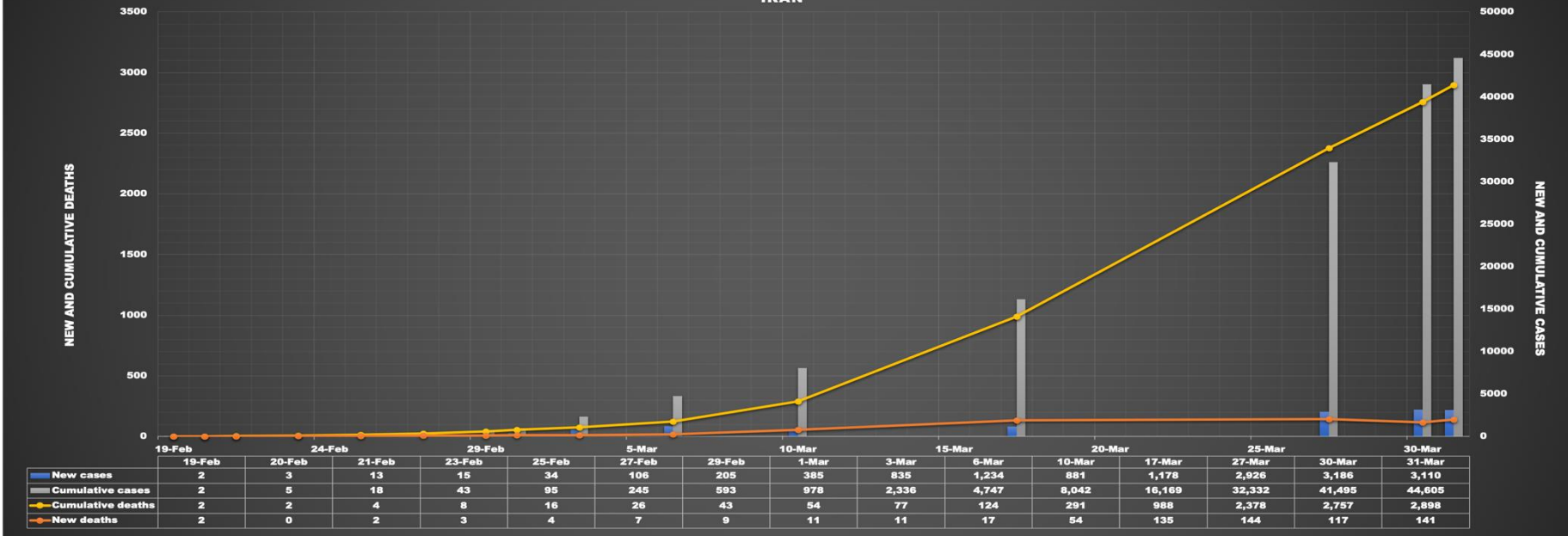
Figure S4: County-specific timeline of doubling time for cases and deaths

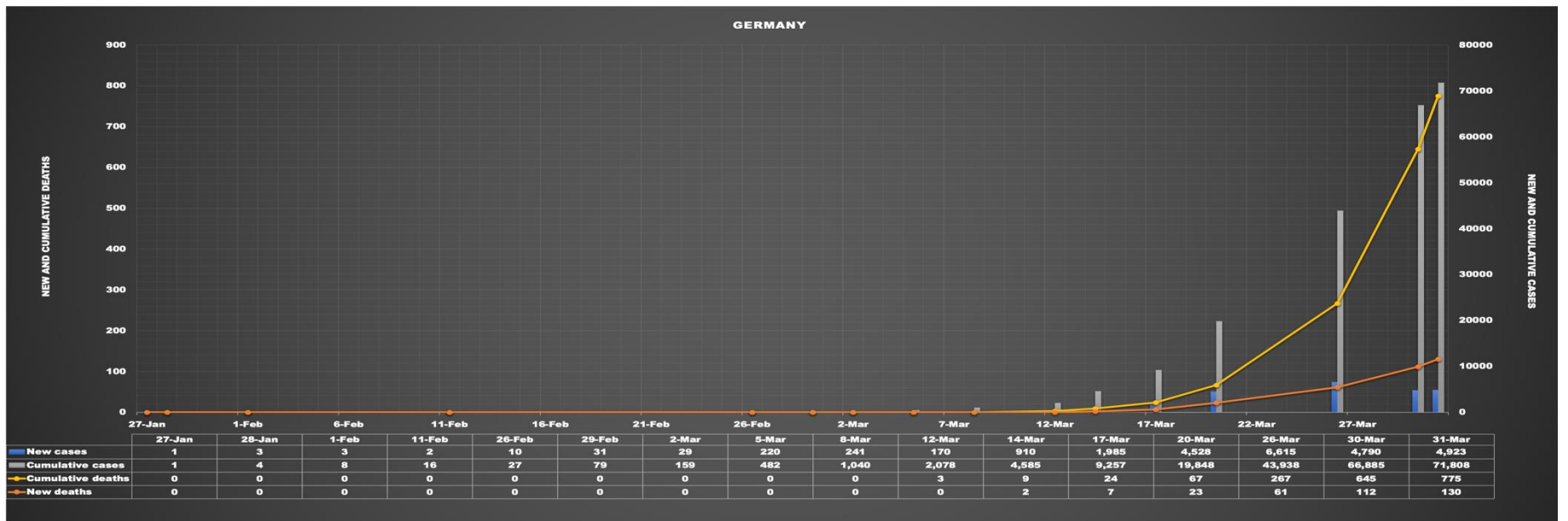
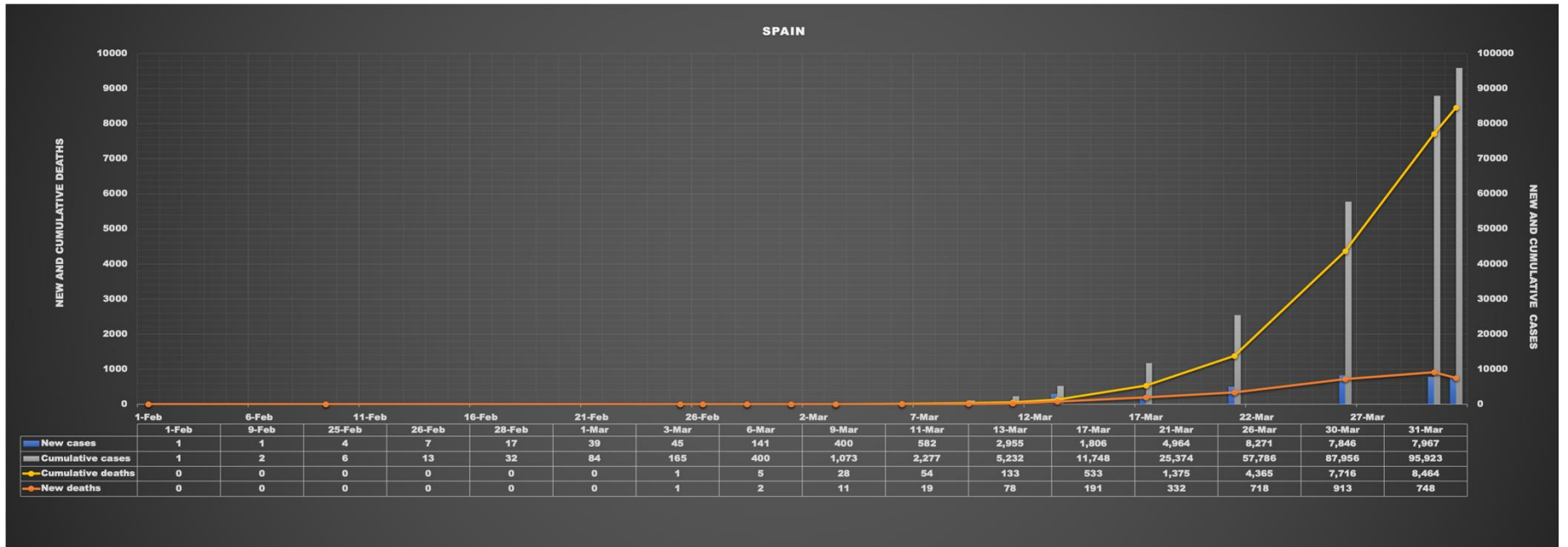


ITALY

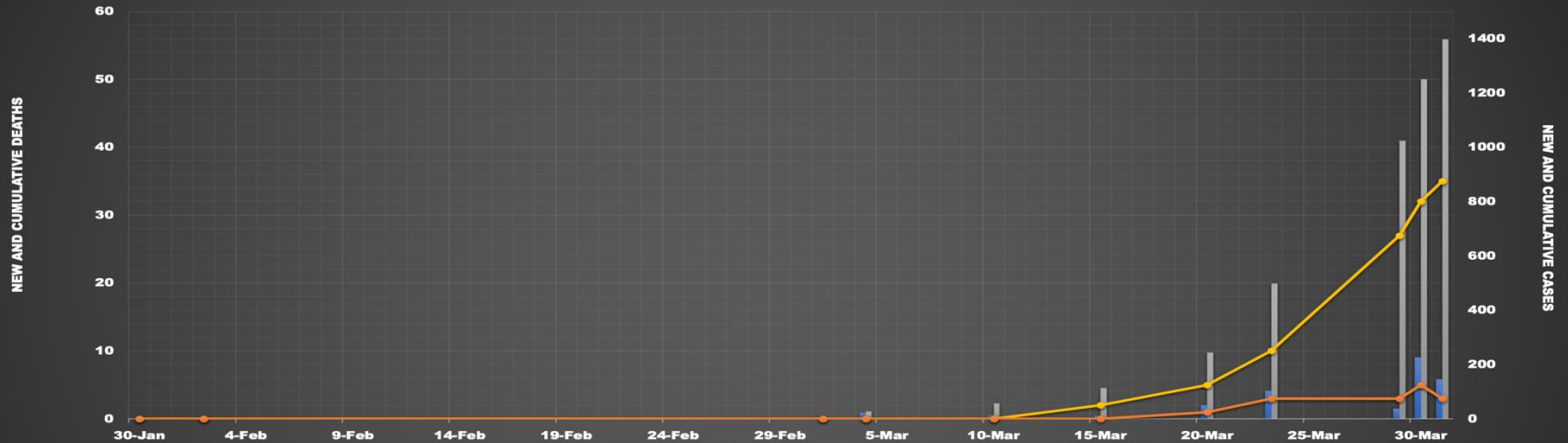


IRAN



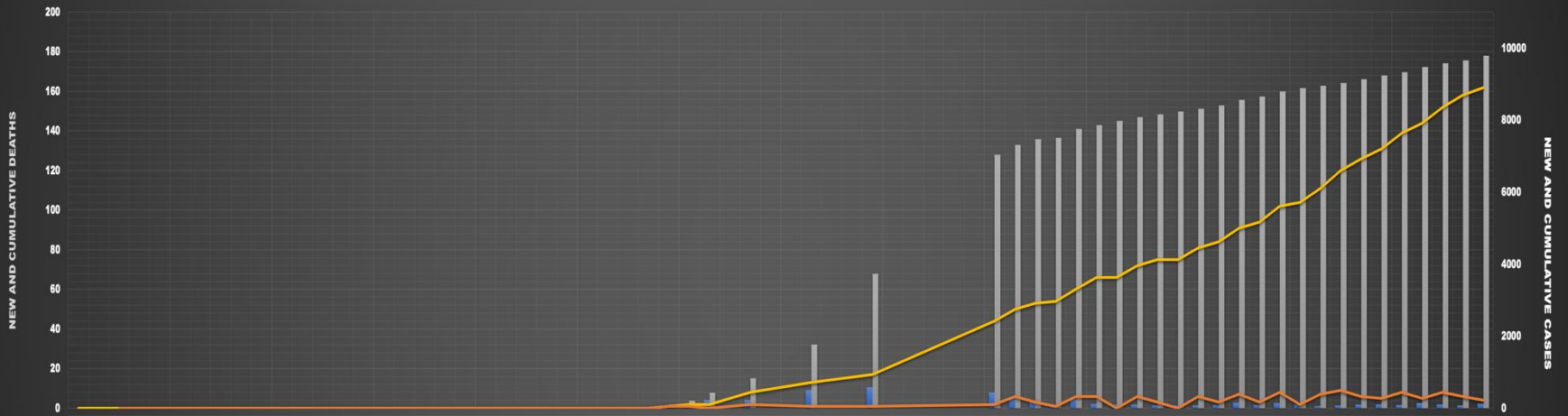


INDIA



| | 30-Jan | 4-Feb | 9-Feb | 14-Feb | 19-Feb | 24-Feb | 29-Feb | 5-Mar | 10-Mar | 15-Mar | 20-Mar | 25-Mar | 30-Mar |
|-------------------|--------|-------|-------|--------|--------|--------|--------|-------|--------|--------|--------|--------|--------|
| New cases | 1 | 1 | 2 | 23 | 13 | 11 | 50 | 103 | 37 | 227 | 146 | | |
| Cumulative cases | 1 | 2 | 5 | 28 | 56 | 113 | 244 | 499 | 1,024 | 1,251 | 1,397 | | |
| Cumulative deaths | 0 | 0 | 0 | 0 | 0 | 0 | 0 | 1 | 3 | 5 | 10 | 27 | 32 |
| New deaths | 0 | 0 | 0 | 0 | 0 | 0 | 0 | 0 | 0 | 0 | 0 | 0 | 0 |

SOUTH KOREA



| | 22-Jan | 24-Jan | 27-Jan | 31-Jan | 5-Feb | 19-Feb | 20-Feb | 21-Feb | 22-Feb | 24-Feb | 27-Feb | 1-Mar | 7-Mar | 8-Mar | 9-Mar | 10-Mar | 11-Mar | 12-Mar | 13-Mar | 14-Mar | 15-Mar | 16-Mar | 17-Mar | 18-Mar | 19-Mar | 20-Mar | 21-Mar | 22-Mar | 23-Mar | 24-Mar | 25-Mar | 26-Mar | 27-Mar | 28-Mar | 29-Mar | 30-Mar | 31-Mar |
|-------------------|--------|--------|--------|--------|-------|--------|--------|--------|--------|--------|--------|-------|-------|-------|-------|--------|--------|--------|--------|--------|--------|--------|--------|--------|--------|--------|--------|--------|--------|--------|--------|--------|--------|--------|--------|--------|--------|
| New cases | 1 | 1 | 4 | 7 | 3 | 0 | 73 | 100 | 229 | 231 | 505 | 586 | 448 | 273 | 164 | 35 | 242 | 114 | 110 | 107 | 76 | 74 | 84 | 93 | 152 | 87 | 147 | 98 | 64 | 76 | 100 | 104 | 91 | 146 | 105 | 78 | 125 |
| Cumulative cases | 1 | 2 | 4 | 11 | 19 | 31 | 104 | 204 | 433 | 833 | 1,766 | 3,736 | 7,041 | 7,314 | 7,478 | 7,513 | 7,755 | 7,869 | 7,979 | 8,086 | 8,162 | 8,236 | 8,320 | 8,413 | 8,565 | 8,652 | 8,799 | 8,897 | 8,961 | 9,037 | 9,137 | 9,241 | 9,332 | 9,478 | 9,583 | 9,661 | 9,786 |
| Cumulative deaths | 0 | 0 | 0 | 0 | 0 | 0 | 1 | 2 | 2 | 8 | 13 | 17 | 44 | 50 | 53 | 54 | 60 | 66 | 66 | 72 | 75 | 75 | 81 | 84 | 91 | 94 | 102 | 104 | 111 | 120 | 126 | 131 | 139 | 144 | 152 | 158 | 162 |
| New deaths | 0 | 0 | 0 | 0 | 0 | 0 | 1 | 1 | 0 | 2 | 1 | 2 | 6 | 3 | 1 | 6 | 6 | 0 | 6 | 3 | 0 | 6 | 3 | 7 | 3 | 8 | 2 | 7 | 9 | 6 | 5 | 8 | 5 | 8 | 6 | 4 | |