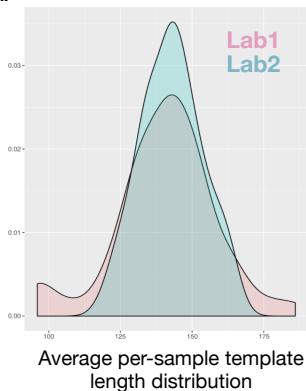
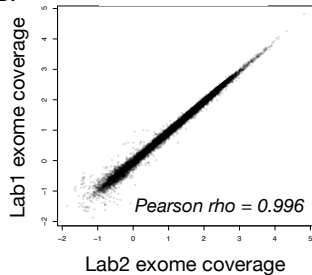


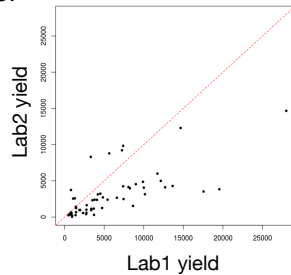
A.



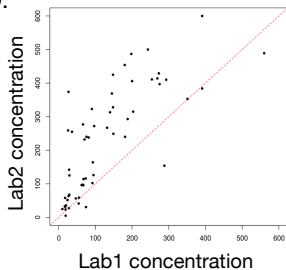
B.



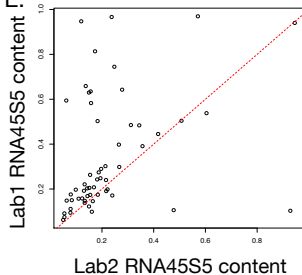
C.



D.



E.



Supplementary Figure 6: Comparison of sample quality metrics in extraction replicates. A) Average template length comparison shows similar results for both labs. B) Average exome coverage is highly correlated between two labs. C-D) Lab2 had higher concentration but lower yield. E) rRNA depletion was better at Lab2.