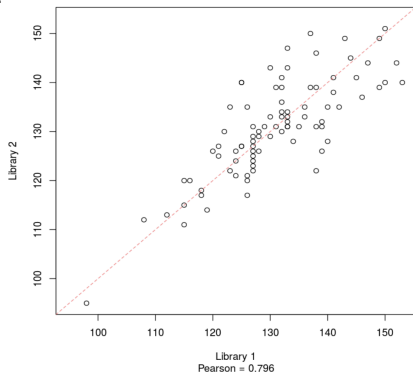
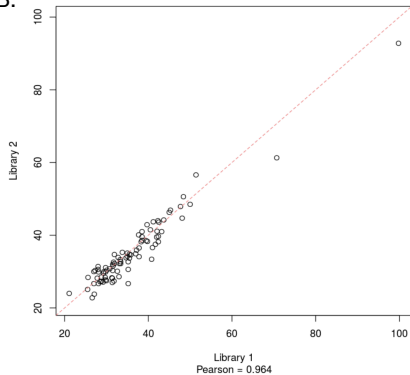
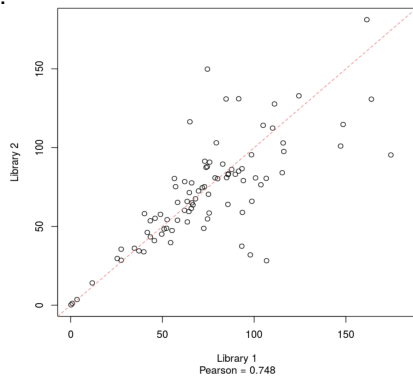
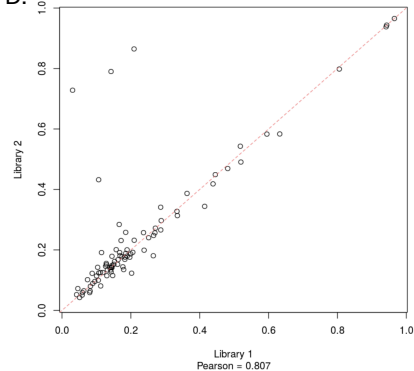


Teplate length in library replicates**A.****GC contents in library replicates****B.****Exome coverage in library replicates****C.****rRNA depletion in library replicates****D.**

Supplementary Figure 10: Comparison of various sample quality metrics in direct library replicates, showing high concordance in these metrics between paired samples. A) Average template length. B) GC contents. C) Average exome coverage. D) rRNA depletion quality.