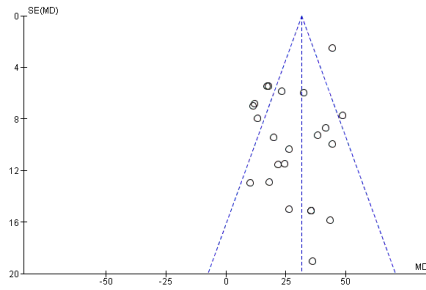
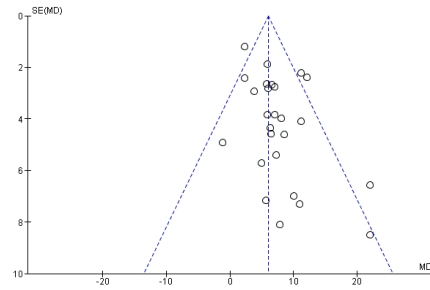


**Supplemental Figure 2.** Funnel plots of mean weighted difference *versus* standard error of the weighted mean difference for metabolic outcomes in studies of oral contraceptives containing desogestrel. Egger's and Begg's tests were only calculated for outcomes in which there were at least 5 observations (studies).



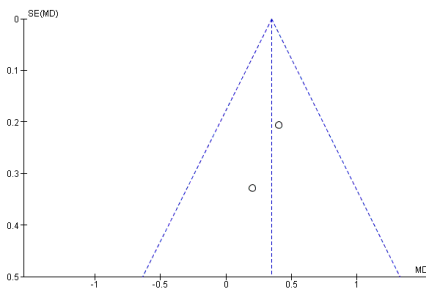
TG

Begg's 0.17,  $p=0.44$ ; Egger's 0.15,  $p=0.48$

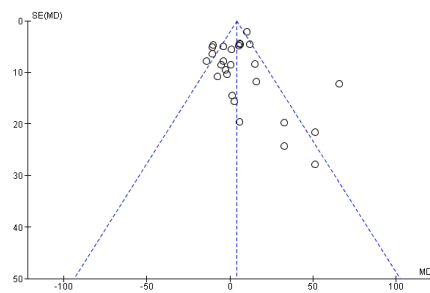


HDLc

Begg's -0.14,  $p=0.26$ ; Egger's 0.20,  $p=0.88$

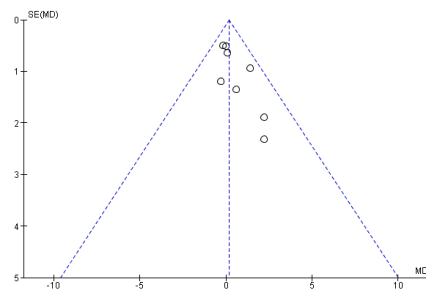


HOMA-IR



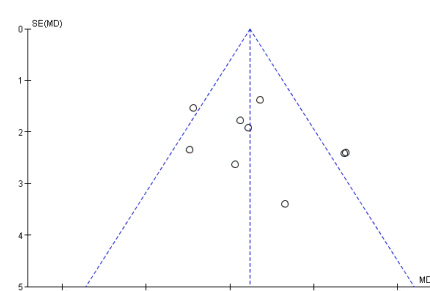
LDLc

Begg's 0.38,  $p=0.050$ ; Egger's 0.64,  $p<0.001$



BMI

Begg's 0.68,  $p=0.062$ ; Egger's 0.66,  $p=0.07$



Glucose

Begg's -0.03,  $p=0.47$ ; Egger's -0.54,  $p=0.30$