Unprocessed blots from Fig. 5

Unprocessed blots from Fig. 5h
ATF4 and p-eIF2α and PCNA

15 sec exposure

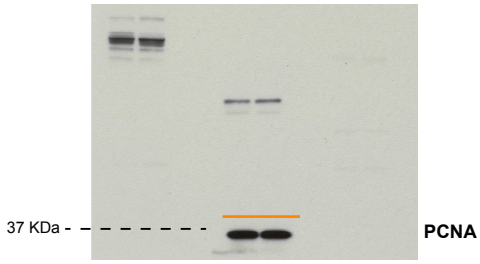

2 min exposure

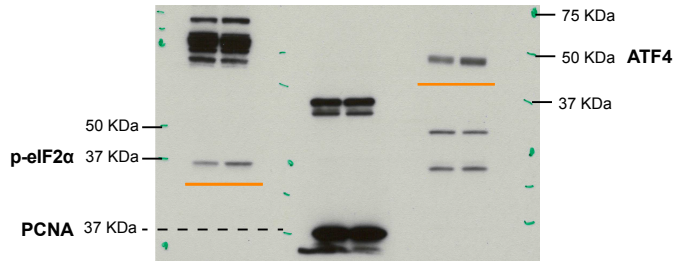

Unprocessed blots from Fig. 5i
OPA1 and TOMM20 and PCNA

30 sec exposure

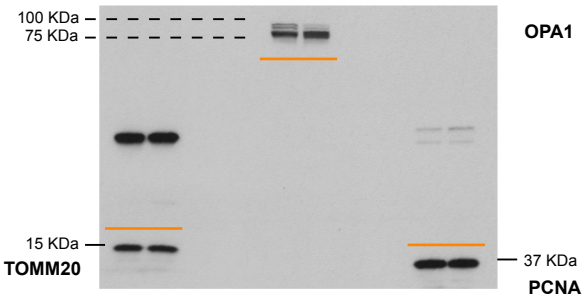

5 min exposure

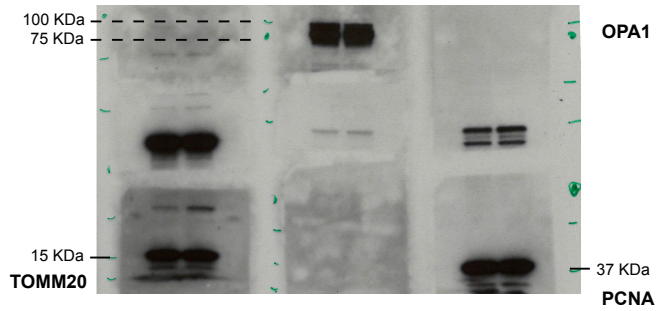

Unprocessed blots from Fig. 5j
OPA1 and α-tubulin
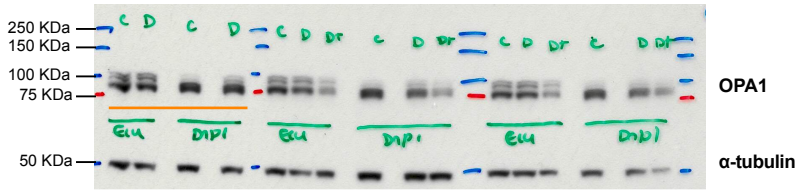
2.5 min exposure