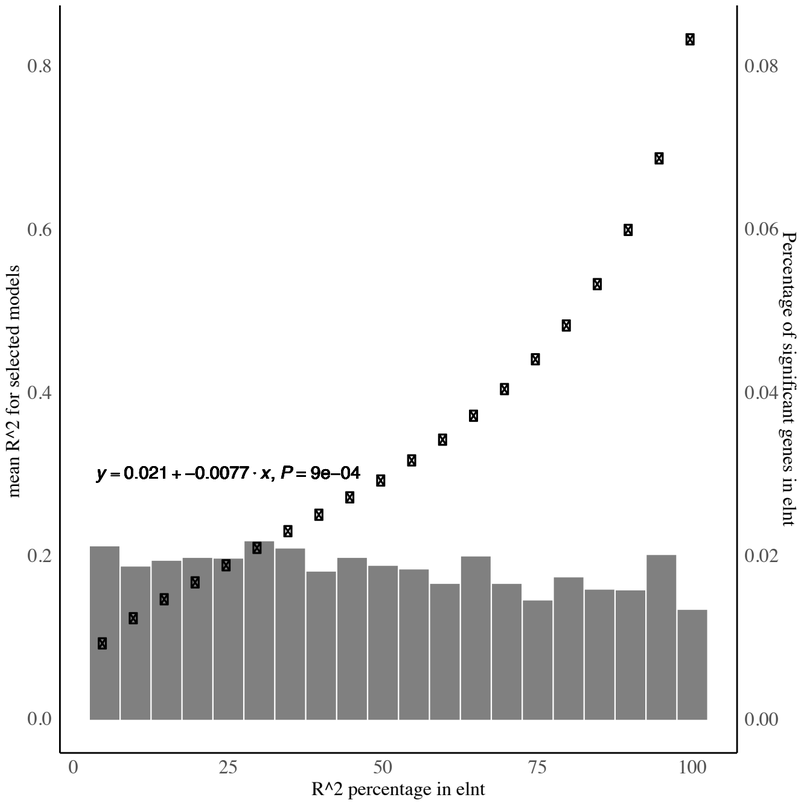
y = 0.021 + −0.0077 · x, P = 9e−04
mean R^2 for selected models
Percentage of significant genes in elnt
R^2 percentage in elnt
0.0
0.2
0.4
0.6
0.8
0.00
0.02
0.04
0.06
0.08
0
25
50
75
100

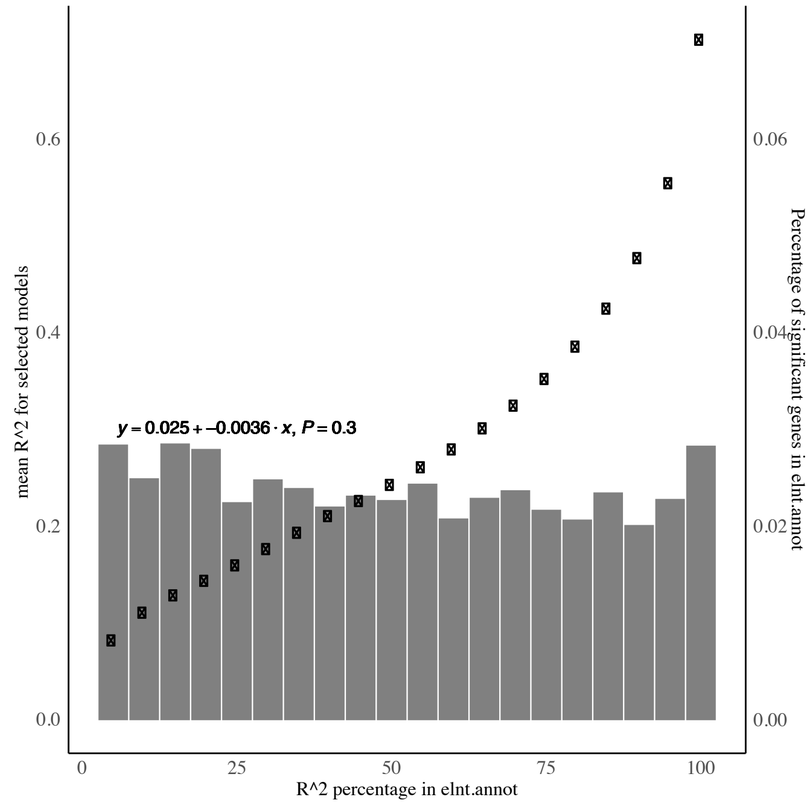
y = 0.025 + −0.0036 · x, P = 0.3
mean R^2 for selected models
Percentage of significant genes in elnt.annot
R^2 percentage in elnt.annot
0.0
0.2
0.4
0.6
0.00
0.02
0.04
0.06
0
25
50
75
100

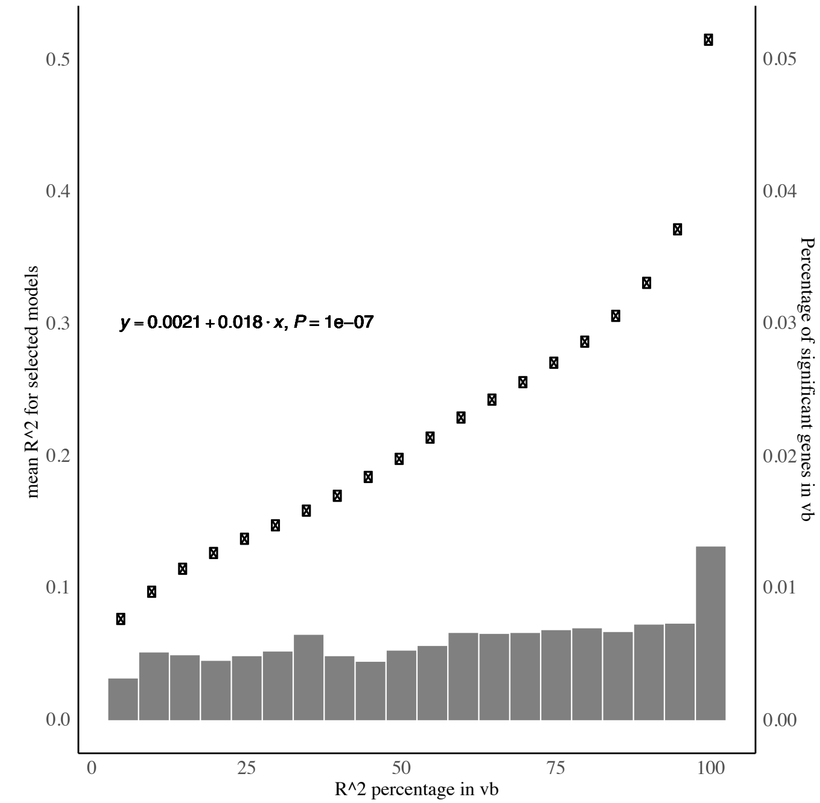
y = 0.0021 + 0.018 · x, P = 1e−07
mean R^2 for selected models
Percentage of significant genes in vb
R^2 percentage in vb
0.0
0.1
0.2
0.3
0.4
0.5
0.00
0.01
0.02
0.03
0.04
0.05
0
25
50
75
100

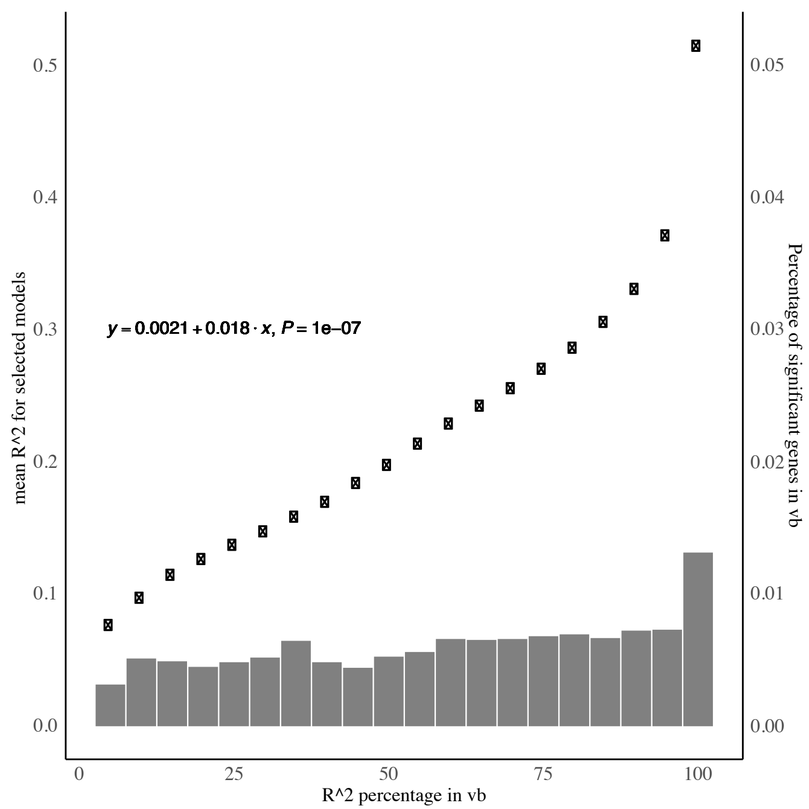
y = 0.0021 + 0.018 · x, P = 1e−07
mean R^2 for selected models
Percentage of significant genes in vb
R^2 percentage in vb
0.0
0.1
0.2
0.3
0.4
0.5
0.00
0.01
0.02
0.03
0.04
0.05
0
25
50
75
100

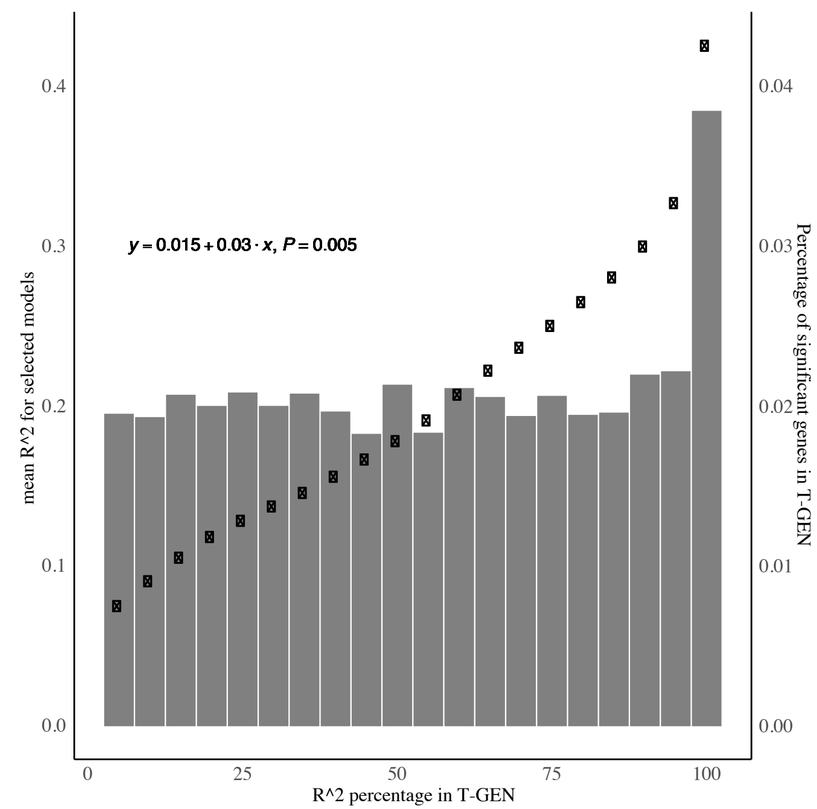
y = 0.015 + 0.03 · x, P = 0.005
mean R^2 for selected models
Percentage of significant genes in T-GEN
R^2 percentage in T-GEN
0.0
0.1
0.2
0.3
0.4
0.00
0.01
0.02
0.03
0.04
0
25
50
75
100