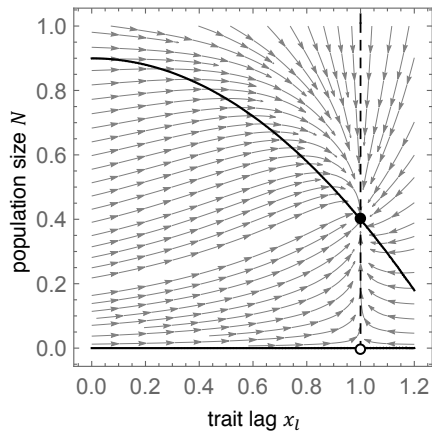
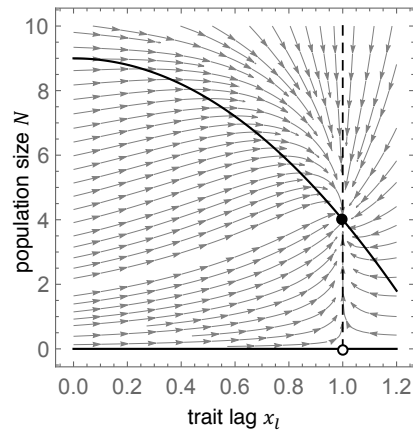


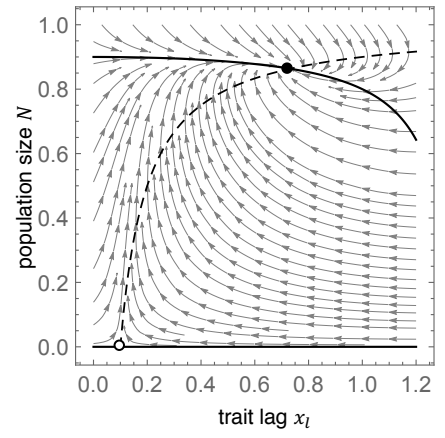
**A) DD births, TD deaths**



**B) DD deaths, TD births**



**C) DD & TD births**



**Figure S1.** Eco-evo phase plane analysis. **A)** Density-dependent births, trait-dependent deaths. **B)** Density-dependent deaths, trait-dependent births. **C)** Density- and trait-dependent births. Parameter values as in Fig. 3, with  $\delta = 0.1$