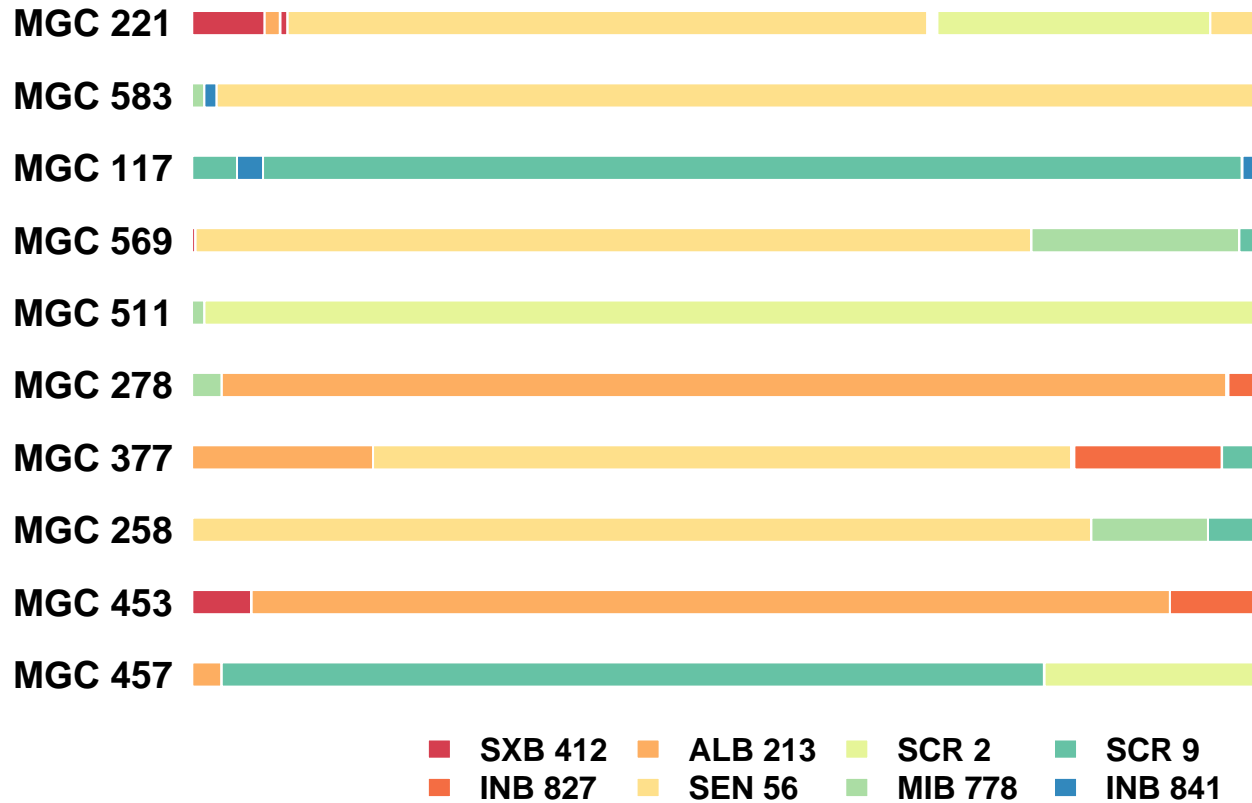


Pv01

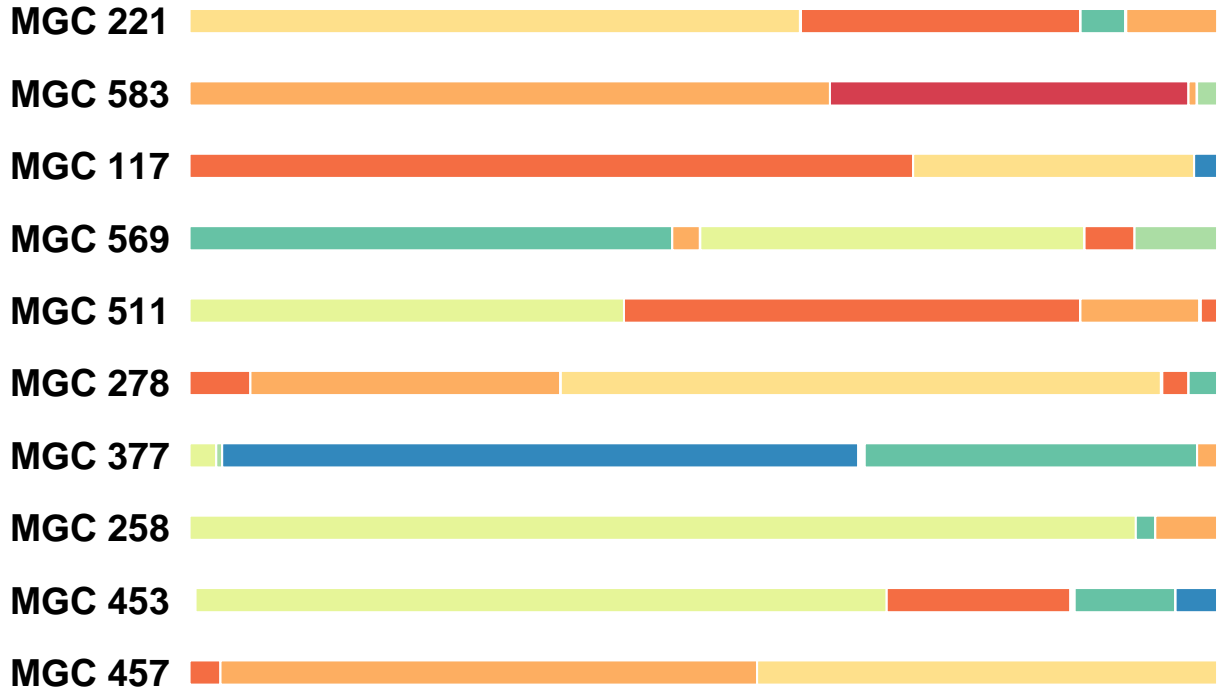
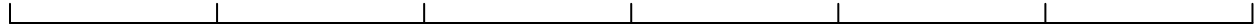
0 Mbp 10 Mbp 20 Mbp 30 Mbp 40 Mbp 50 Mbp 60 Mbp



Additional file 14. Haplotype composition per chromosome for the top 10 RILs of the common bean MAGIC population.

Pv02

0 Mbp 10 Mbp 20 Mbp 30 Mbp 40 Mbp 50 Mbp 60 Mbp

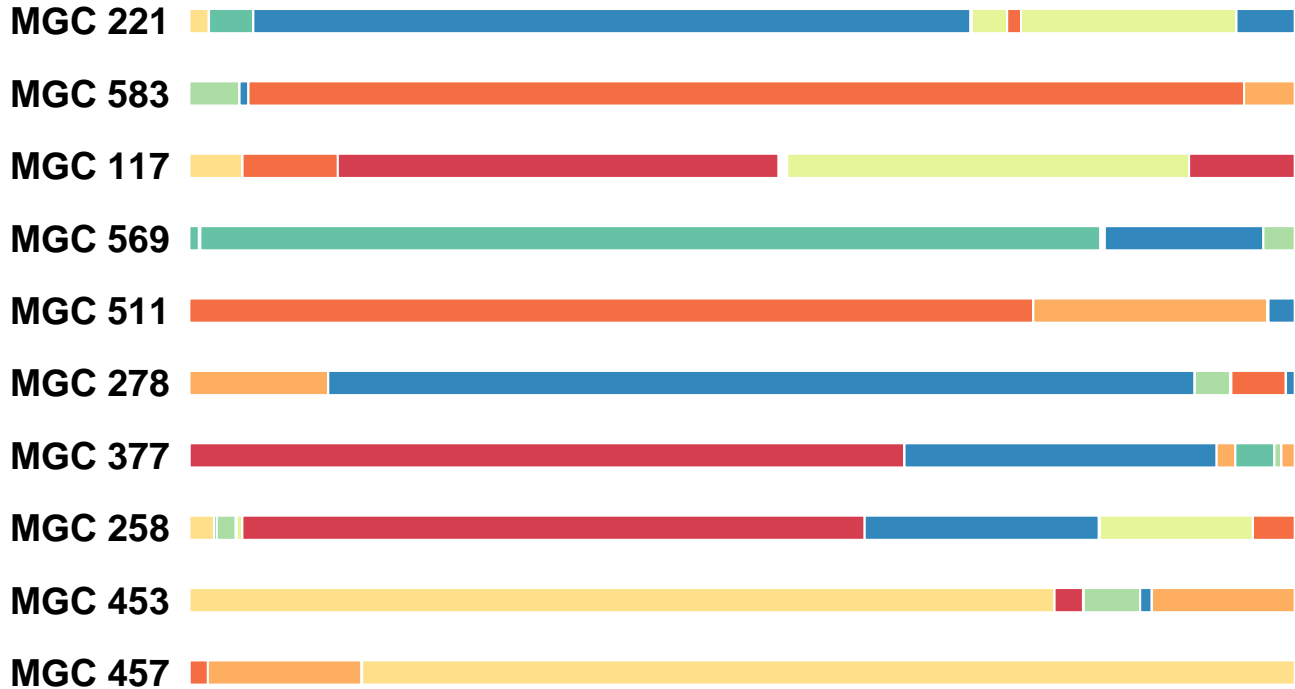
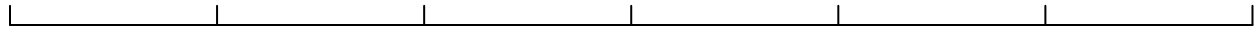


■ SXB 412 ■ ALB 213 ■ SCR 2 ■ SCR 9
■ INB 827 ■ SEN 56 ■ MIB 778 ■ INB 841

Additional file 14. Haplotype composition per chromosome for the top 10 RILs of the common bean MAGIC population.

Pv03

0 Mbp 10 Mbp 20 Mbp 30 Mbp 40 Mbp 50 Mbp 60 Mbp

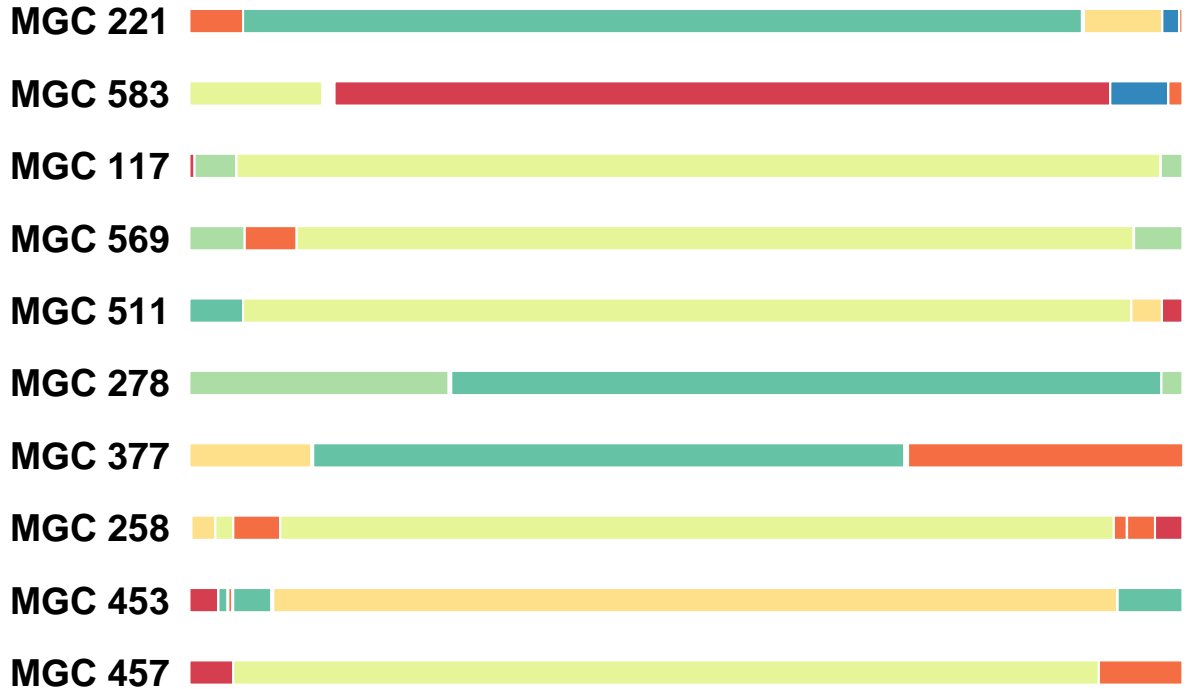
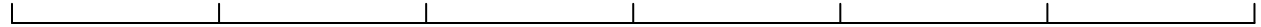


■ SXB 412 ■ ALB 213 ■ SCR 2 ■ SCR 9
■ INB 827 ■ SEN 56 ■ MIB 778 ■ INB 841

Additional file 14. Haplotype composition per chromosome for the top 10 RILs of the common bean MAGIC population.

Pv04

0 Mbp 10 Mbp 20 Mbp 30 Mbp 40 Mbp 50 Mbp 60 Mbp

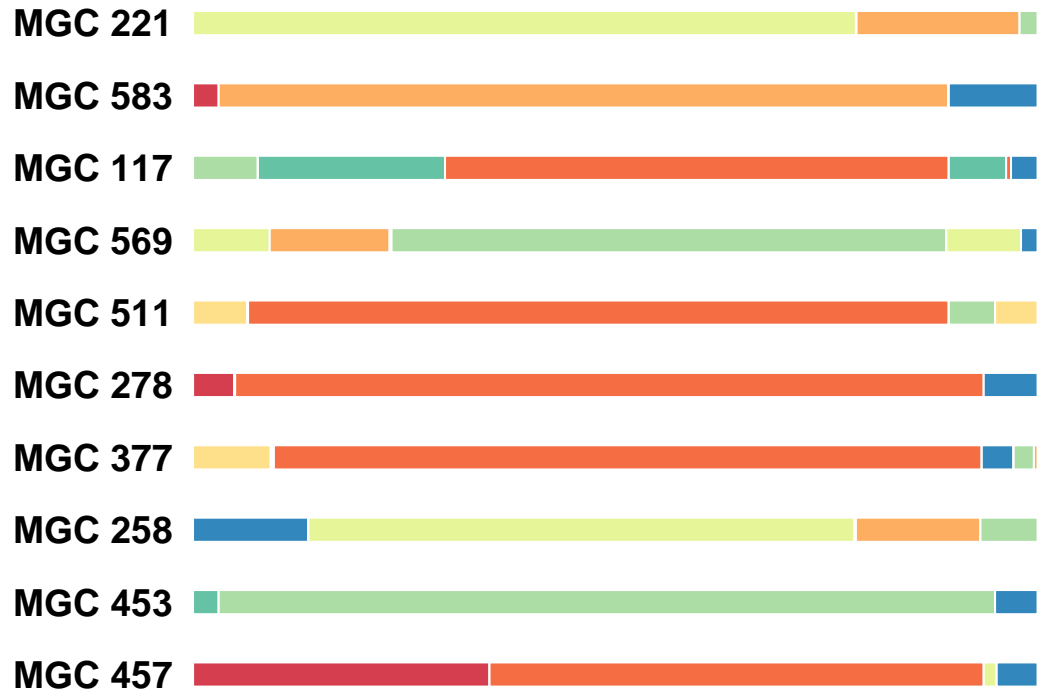


■ SXB 412 ■ ALB 213 ■ SCR 2 ■ SCR 9
■ INB 827 ■ SEN 56 ■ MIB 778 ■ INB 841

Additional file 14. Haplotype composition per chromosome for the top 10 RILs of the common bean MAGIC population.

Pv05

0 Mbp 10 Mbp 20 Mbp 30 Mbp 40 Mbp 50 Mbp 60 Mbp

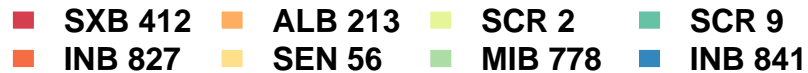
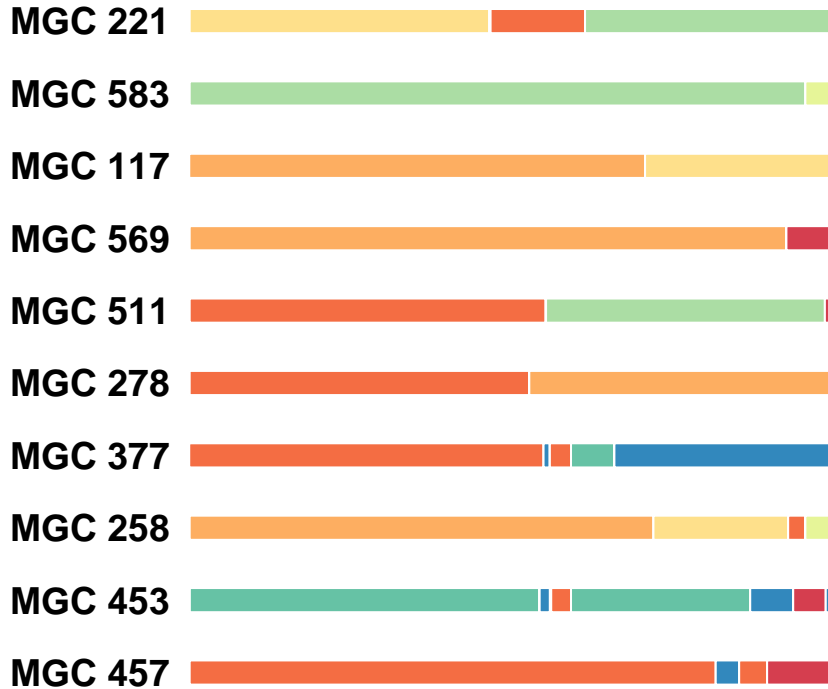



■ SXB 412 ■ ALB 213 ■ SCR 2 ■ SCR 9
■ INB 827 ■ SEN 56 ■ MIB 778 ■ INB 841

Additional file 14. Haplotype composition per chromosome for the top 10 RILs of the common bean MAGIC population.

Pv06

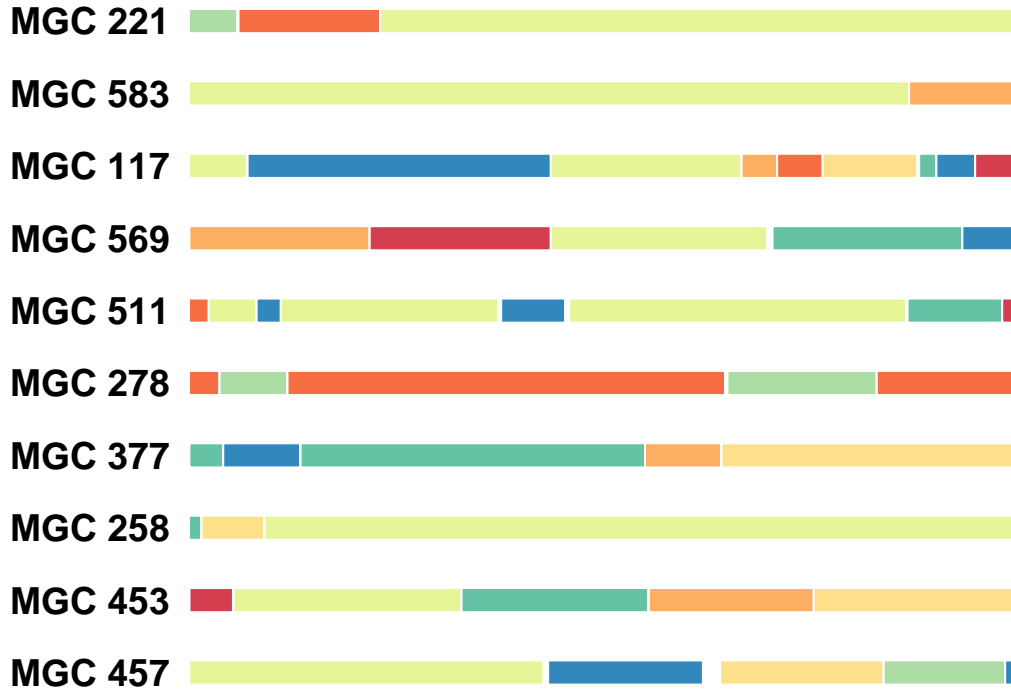
0 Mbp 10 Mbp 20 Mbp 30 Mbp 40 Mbp 50 Mbp 60 Mbp



Additional file 14. Haplotype composition per chromosome for the top 10 RILs of the common bean MAGIC population.

Pv07

0 Mbp 10 Mbp 20 Mbp 30 Mbp 40 Mbp 50 Mbp 60 Mbp

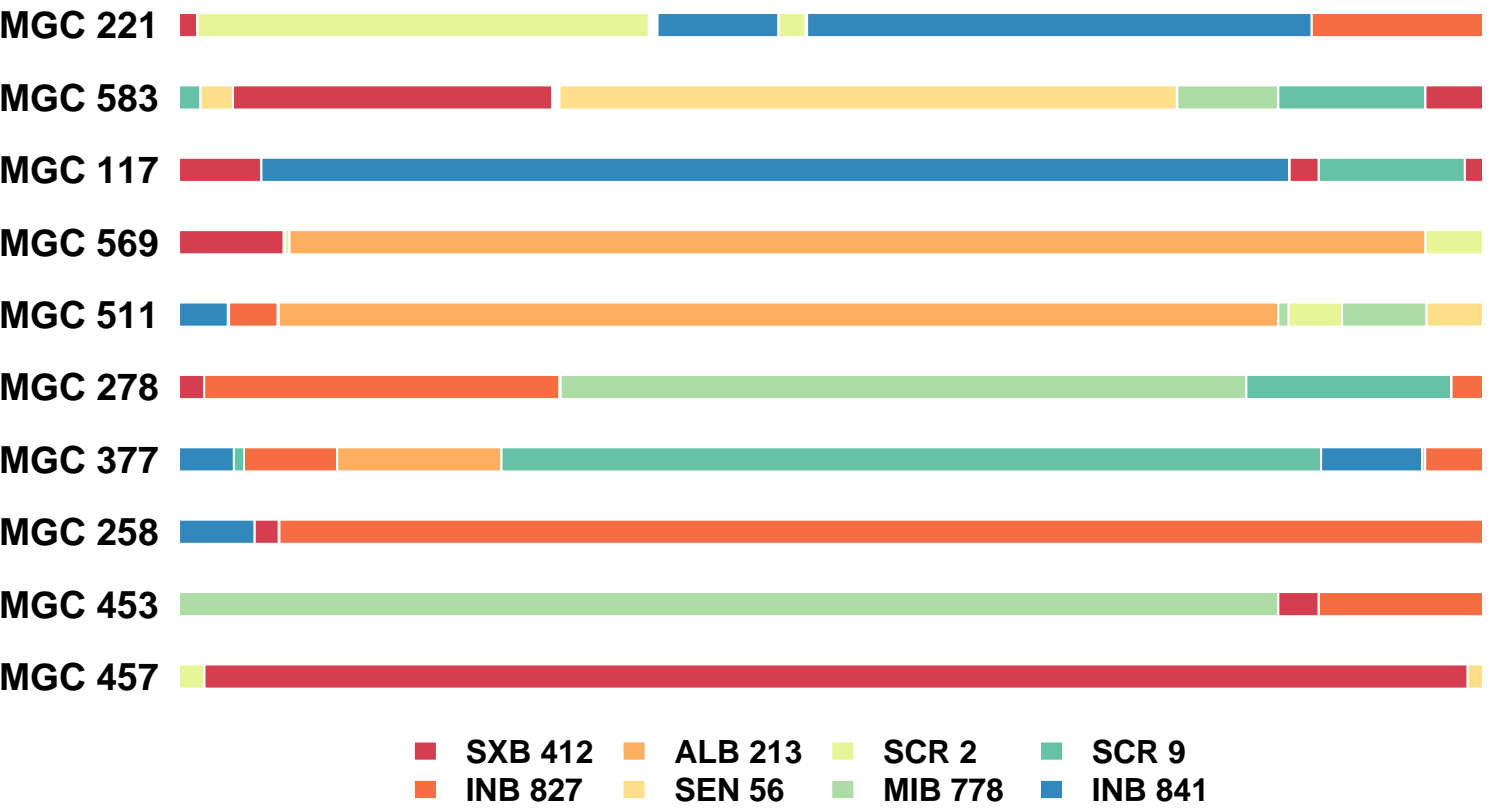


SXB 412 **ALB 213** **SCR 2** **SCR 9**
INB 827 **SEN 56** **MIB 778** **INB 841**

Additional file 14. Haplotype composition per chromosome for the top 10 RILs of the common bean MAGIC population.

Pv08

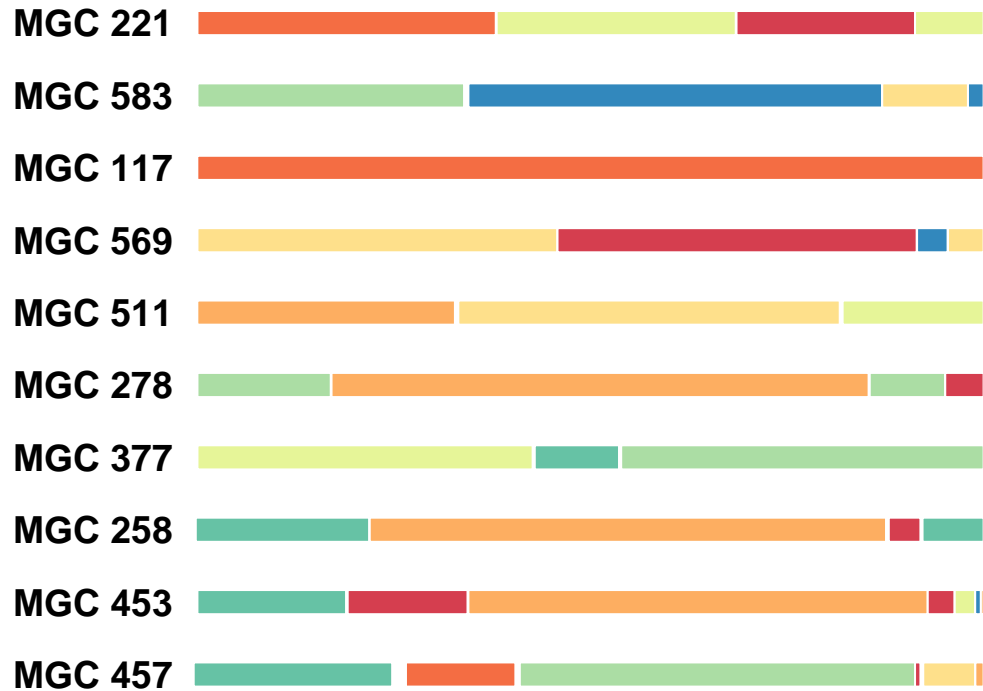
0 Mbp 10 Mbp 20 Mbp 30 Mbp 40 Mbp 50 Mbp 60 Mbp



Additional file 14. Haplotype composition per chromosome for the top 10 RILs of the common bean MAGIC population.

Pv09

0 Mbp 10 Mbp 20 Mbp 30 Mbp 40 Mbp 50 Mbp 60 Mbp

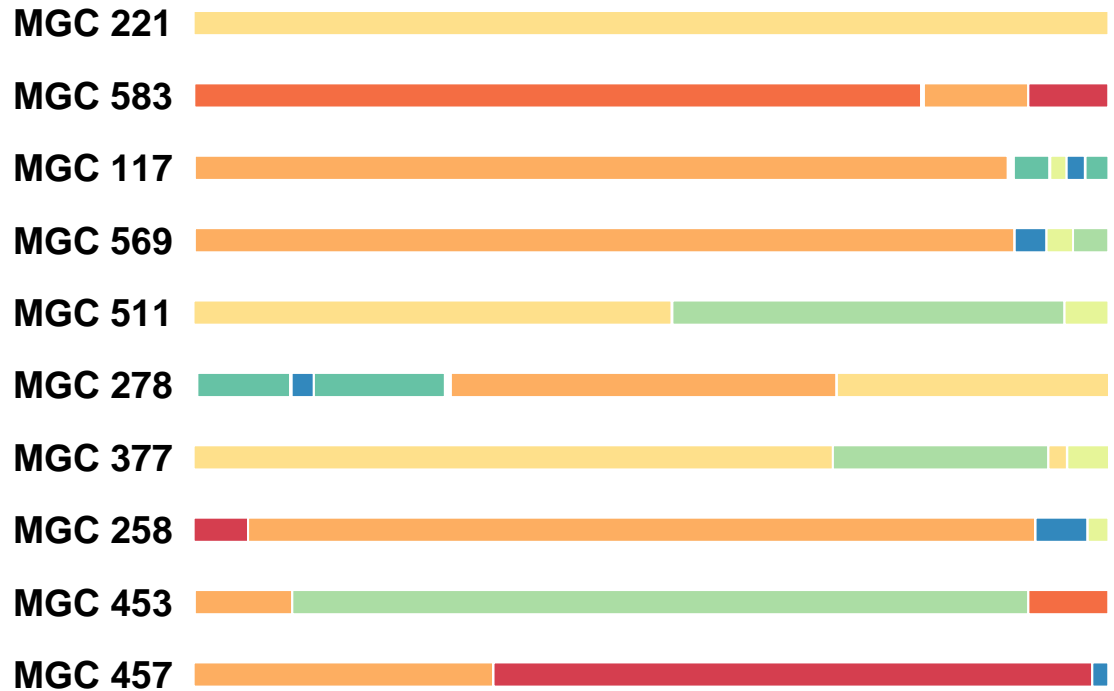


SXB 412 ALB 213 SCR 2 SCR 9
INB 827 SEN 56 MIB 778 INB 841

Additional file 14. Haplotype composition per chromosome for the top 10 RILs of the common bean MAGIC population.

Pv10

0 Mbp 10 Mbp 20 Mbp 30 Mbp 40 Mbp 50 Mbp 60 Mbp

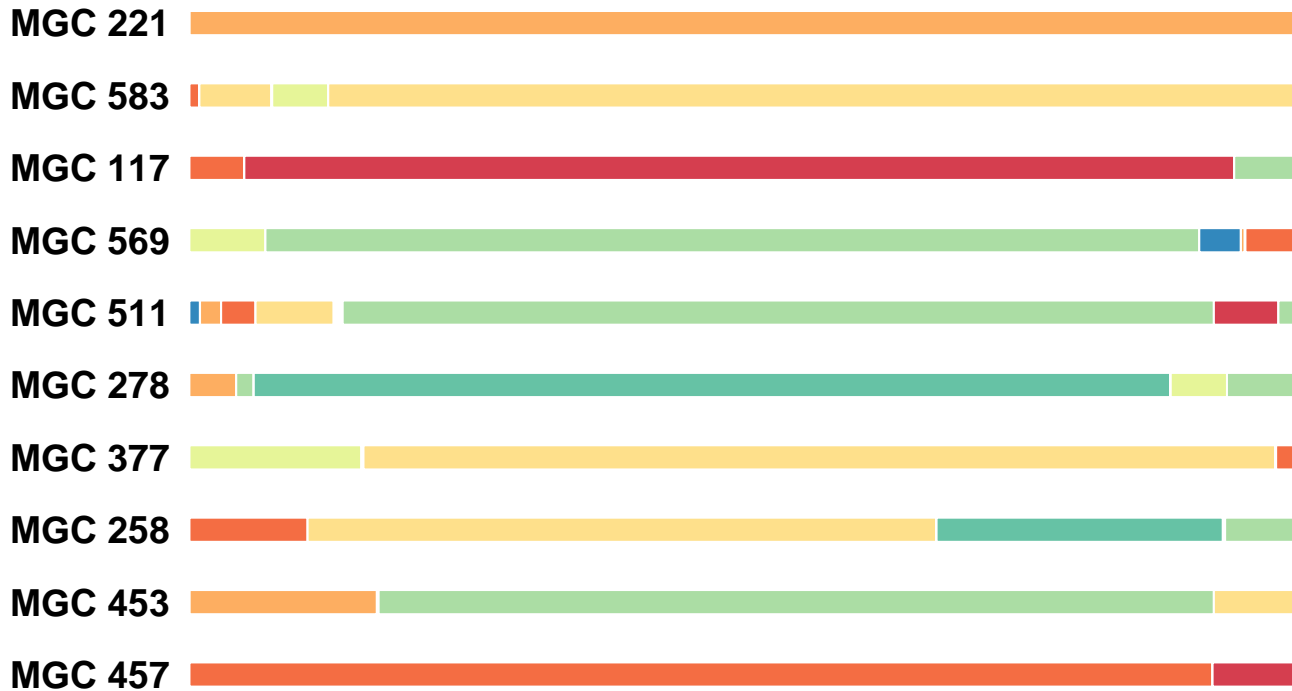


SXB 412 ALB 213 SCR 2 SCR 9
INB 827 SEN 56 MIB 778 INB 841

Additional file 14. Haplotype composition per chromosome for the top 10 RILs of the common bean MAGIC population.

Pv11

0 Mbp 10 Mbp 20 Mbp 30 Mbp 40 Mbp 50 Mbp 60 Mbp



■ SXB 412 ■ ALB 213 ■ SCR 2 ■ SCR 9
■ INB 827 ■ SEN 56 ■ MIB 778 ■ INB 841

Additional file 14. Haplotype composition per chromosome for the top 10 RILs of the common bean MAGIC population.