

Supplemental Table 1. Comparison of suicidal scores and plasma levels of BDNF between antisuicidal responders and nonresponders in TRD patients with suicidal ideation using linear mixed model analysis.

Variables	Group-by-time interaction		Time main effect		Group main effect	
	F	p	F	p	F	p
HAMD item 3 scores	0.9	0.434	29.5	<0.001	10.5	0.001
MADRS item 10 scores	3.1	0.035	18.5	<0.001	4.4	0.042
SSI scores	6.1	0.001	18.8	<0.001	10.8	0.001
Plasma levels of BDNF (ng/ml)	0.7	0.502	1.9	0.155	0.1	0.790

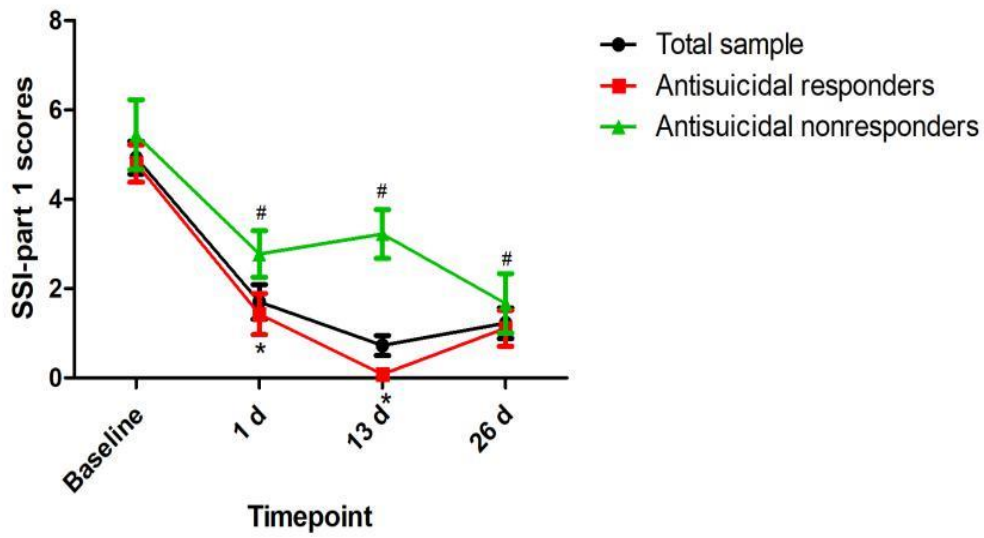
Bolded values are $p < 0.05$.
Abbreviations: BDNF=brain-derived neurotrophic factor; SSI=Beck's Scale for Suicide Ideation;; MADRS=the Montgomery-Asberg Depression Rating Scale; HAMD=the Hamilton Depression Rating Scale; TRD=treatment refractory depression.

Supplemental Table 2. Correlation analysis between suicidal ideation scores and plasma levels of BDNF in TRD patients with suicidal ideation at the indicated times.

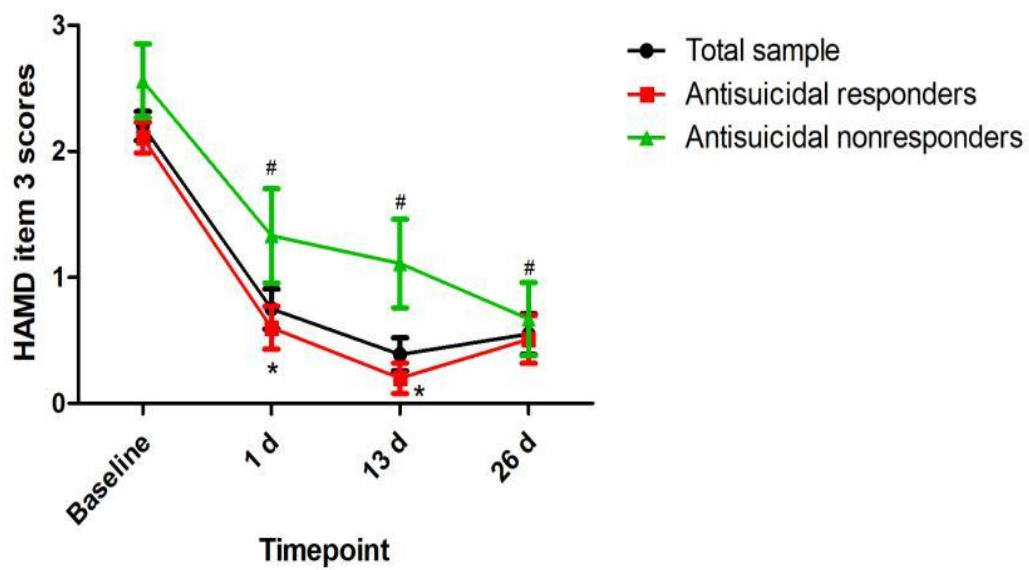
Variables		Reduction in SSI-part 1 scores			Reduction in scores on item 10 of the MADRS			Reduction in scores on item 3 of the HAMD		
		at 1 d	at 13 d	at 26 d	at 1 d	at 13 d	at 26 d	at 1 d	at 13 d	at 26 d
Change in plasma levels of BDNF (ng/ml)	<i>r</i>	-0.087	-0.048	0.193	-0.037	-0.032	0.165	0.104	0.117	0.104
	<i>p</i>	0.615	0.780	0.260	0.810	0.836	0.285	0.544	0.495	0.544
Variables		SSI-part 1 scores			Scores on item 10 of the MADRS			Scores on item 3 of the HAMD		
		at 1 d	at 13 d	at 26 d	at 1 d	at 13 d	at 26 d	at 1 d	at 13 d	at 26 d
Plasma BDNF levels at baseline (ng/ml)	<i>r</i>	0.024	-0.121	-0.005	0.071	-0.146	-0.061	-0.005	-0.115	-0.003
	<i>p</i>	0.880	0.432	0.975	0.647	0.343	0.695	0.975	0.455	0.986
Abbreviations: BDNF=brain-derived neurotrophic factor; <i>r</i> =Pearson coefficient of correlation; SSI=Beck's Scale for Suicide Ideation; MADRS=the Montgomery-Asberg Depression Rating Scale; HAMD=the Hamilton Depression Rating Scale.										

Supplemental Figure 1. The antisuicidal effects of ketamine as measured by SSI part 1, item 10 of the MADRS, and item 3 of the HAMD in TRD patients with suicidal ideation.

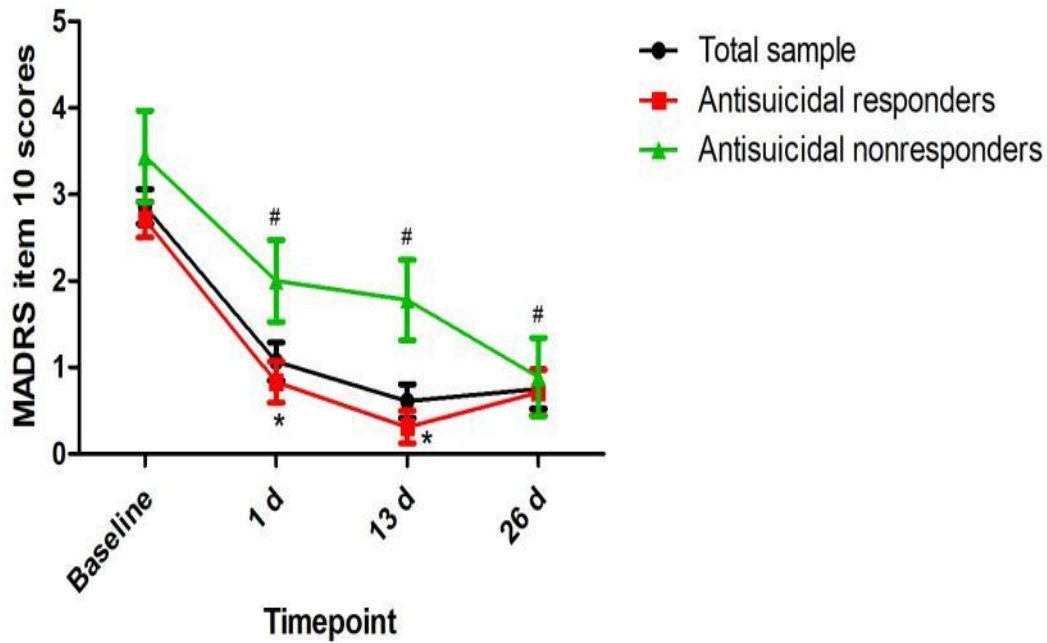
A



B



C



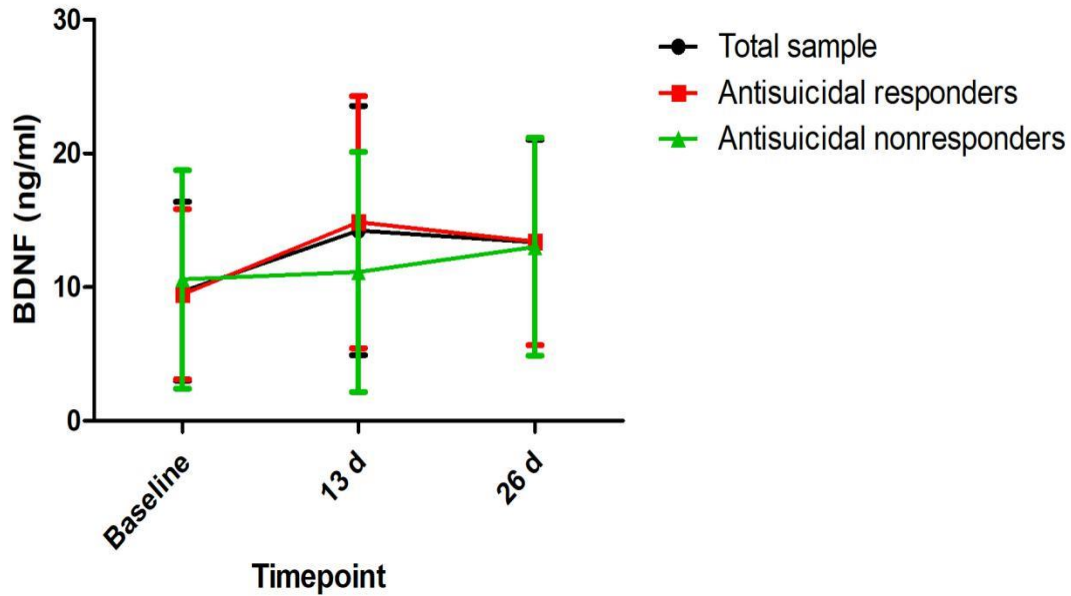
#Significant difference was found when compared with baseline scores at the indicated times ($p < 0.05$).

*Significant difference was found between responders and nonresponders at the indicated times ($p < 0.05$).

A: SSI part 1, B: item 3 of the HAMD, C: item 10 of the MADRS.

Abbreviations: SSI=Beck's Scale for Suicide Ideation; MADRS=the Montgomery-Asberg Depression Rating Scale; HAMD=the Hamilton Depression Rating Scale; TRD=treatment refractory depression.

Supplemental Figure 2. Change in plasma levels of BDNF in TRD patients with suicidal ideation at the indicated times.



Notes: no significant difference at the indicated times was found when compared with baseline levels across the total sample, including responders and nonresponders, and no significant difference at the indicated times was found between responders and nonresponders.

Abbreviations: BDNF=brain-derived neurotrophic factor; TRD=treatment refractory depression.