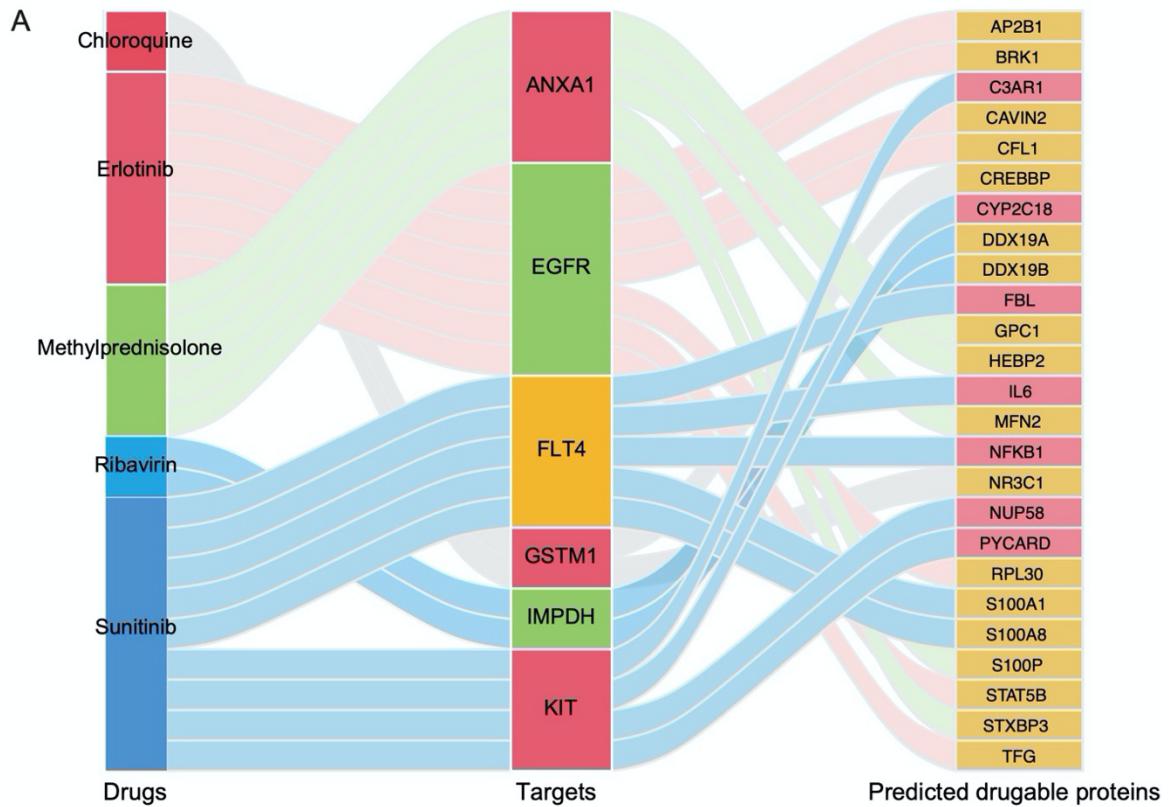


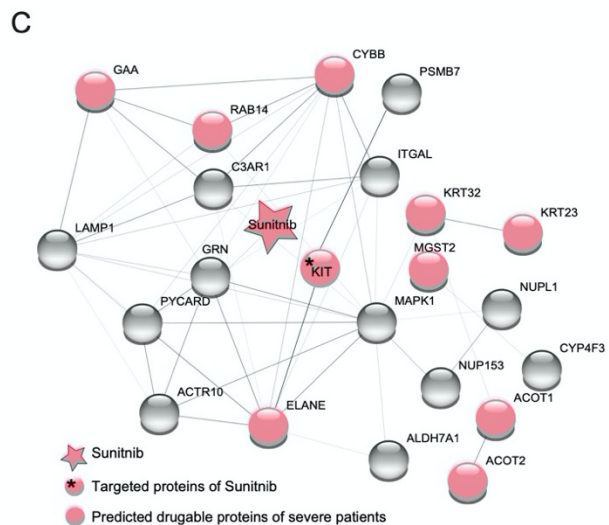
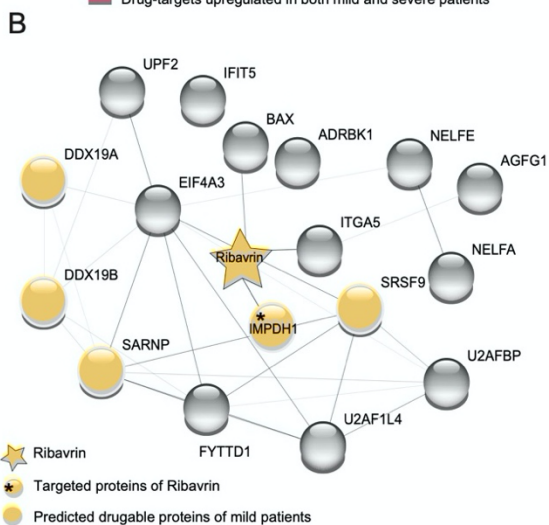
Appendix

Table of Contents:

Appendix Figure S1:2



■ Drug-targets upregulated in mild patients
■ Drug-targets upregulated in severe patients
■ Drug-targets upregulated in both mild and severe patients
■ Predicted drugable proteins upregulated in mild patients
■ Predicted drugable proteins upregulated in severe patients



Appendix Figure S1 A drug-protein network for predicting novel drug candidates.

- (A) The snaky plot indicates the correlation network of drug, drug targets and predicted-drug targets.
- (B) Network indicating the interactions between Ribavirin, IMPDH1 (target of Ribavirin) and predicted druggable proteins in mild COVID-19 patients.
- (C) Network indicating the interactions between Sunitinib, KIT (target of Sunitinib) and predicted druggable proteins in severe COVID-19 patients.