

Supporting Information for

Template-Free Synthesis of Sb_2S_3 Hollow Microspheres as Anode Materials for Lithium-Ion and Sodium-Ion Batteries

Jianjun Xie¹, Li Liu^{1, 2, *}, Jing Xia¹, Yue Zhang¹, Min Li¹, Yan Ouyang¹, Su Nie¹, Xianyou Wang¹

¹National Base for International Science & Technology Cooperation, National Local Joint Engineering Laboratory for Key materials of New Energy Storage Battery, Hunan Province Key Laboratory of Electrochemical Energy Storage and Conversion, School of Chemistry, Xiangtan University, Xiangtan 411105, People's Republic of China

²Key Laboratory of Advanced Energy Materials Chemistry (Ministry of Education), Nankai University, Tianjin 300071, People's Republic of China

*Corresponding author. E-mail: liulili1203@126.com

Tel.: +86-731-58292206; Fax: +86-731-58292477

Figures




Fig. S1 **a** Random selected a particle of Sb_2S_3 -150 sample. **b** After dissected Sb_2S_3 -150 particle

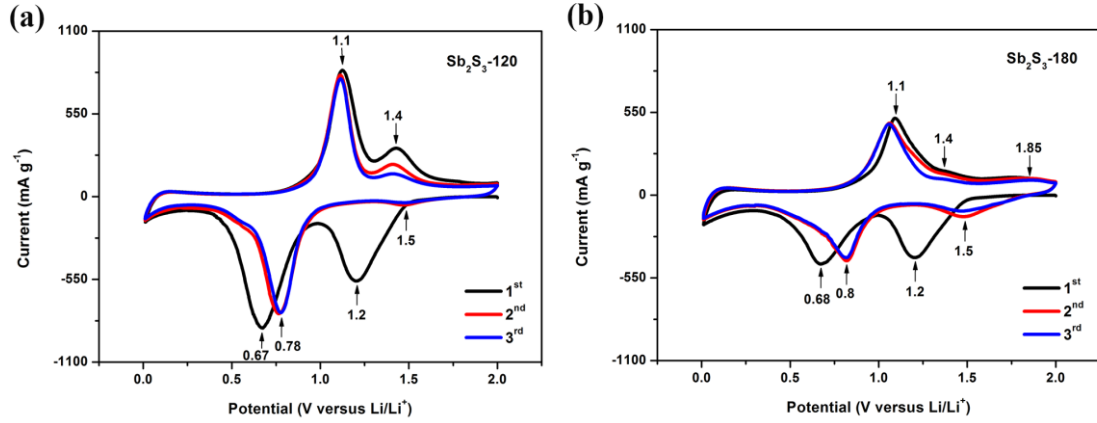


Fig. S2 CV curves of **a** Sb_2S_3 -120 and **b** Sb_2S_3 -180 electrodes for the first three cycles at a scan rate of 0.1 mV s^{-1} in LIBs

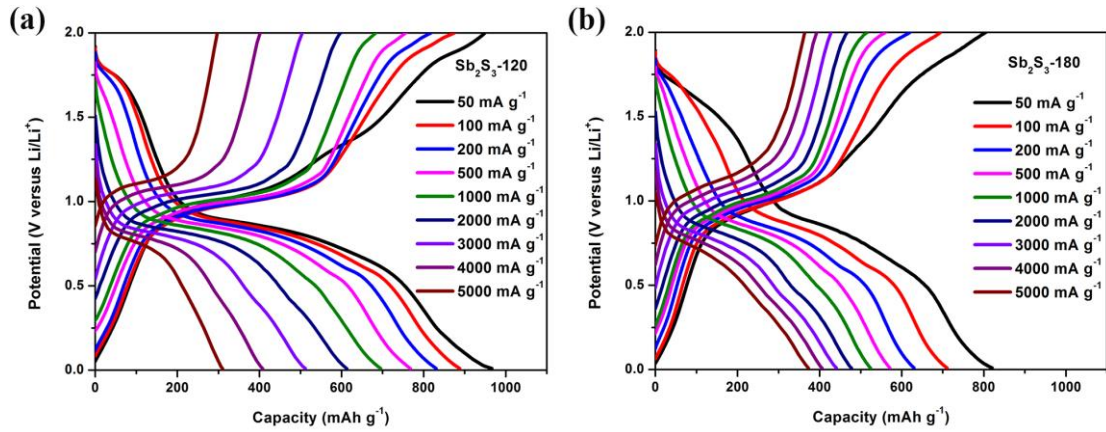


Fig. S3 Selected charge/discharge voltage profiles of **a** Sb_2S_3 -120 and **b** Sb_2S_3 -180 electrodes at different current densities in LIBs

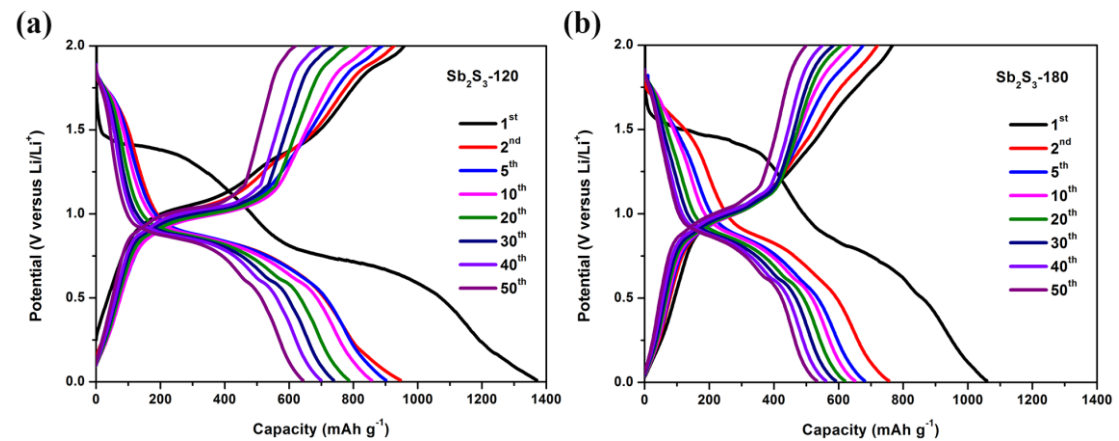


Fig. S4 Selected charge/discharge voltage profiles of **a** Sb_2S_3 -120 and **b** Sb_2S_3 -180 electrodes at a current density of 200 mA g^{-1} in LIBs