

Supporting Information

Removal of Different Dye Solutions: A Comparison Study Using a Polyamide NF Membrane

Asunción María. Hidalgo ^{1,*}, Gerardo León ², María Gómez ¹, María Dolores Murcia ¹, Elisa Gómez ¹ and José Antonio Macario ¹

¹ Departamento de Ingeniería Química, Facultad de Química, Campus de Espinardo, Universidad de Murcia, 30100 Murcia, Spain; maría.gomez@um.es (M.G.); md.murcia@um.es (M.D.M.); egomez@um.es (E.G.); joseantonio.macario@um.es (J.A.M.)

² Departamento de Ingeniería Química y Ambiental, Universidad Politécnica de Cartagena, 30202 Cartagena, Spain; gerardo.leon@upct.es

* Correspondence: ahidalgo@um.es; Tel.: +34-868-887-353

Table S1. Comparison of dye removal between previous studies and this study in terms of water flux and rejection.

| Membrane | Target Dye | Experimental conditions | Water Flux (L/m ² h bar) | Rejection (%) | Reference |
|-------------------|----------------|--------------------------|-------------------------------------|---------------|---------------------|
| NF99 | Acid Brown-83 | 50 mg/L dye at 10 bar | 66.6 | 99.36 | This work |
| NF99 | Allura Red | 50 mg/L dye at 10 bar | 82.9 | 99.92 | This work |
| NF99 | Basic Fuchsin | 50 mg/L dye at 10 bar | 79.0 | 93.66 | This work |
| NF99 | Crystal Violet | 50 mg/L dye at 10 bar | 72.9 | 99.77 | This work |
| IM26 | Crystal Violet | 100 mg/L dye at 4 bar | 30.8 | 88.4 | Cheng et al. 2016 |
| Psf UF | Crystal Violet | 100 mg/L dye at 0.8 bar | 38.2 | 46.8 | Cheng et al. 2016 |
| EGCG-PEI-TC/PTFE | Crystal Violet | 100 mg/L dye at 2 bar | 4 | 100 | Zhang et al. 2020 |
| Modified Psf (M1) | Crystal Violet | 100 mg/L dye at 4.14 bar | 2.2 | 85 | Rambabu et al. 2019 |
| NF99 | Methyl Orange | 50 mg/L dye at 10 bar | 78.5 | 88.49 | This work |
| EGCG-PEI-TC/PTFE | Methyl Orange | 100 mg/L dye at 2 bar | 5.5 | 100 | Zhang et al. 2020 |
| ANF TFC | Methyl Orange | 100 mg/L dye at 4 bar | 8.4 | 98.6 | Li et al. 2019 |
| PMIA TFC | Methyl Orange | 100 mg/L dye at 4 bar | 1.2 | 100 | Li et al. 2019 |
| NF90 | Methyl Orange | 100 mg/L dye at 4 bar | 4 | 100 | Li et al. 2019 |
| NF 270 | Methyl Orange | 100 mg/L dye at 4 bar | 9.3 | 98.6 | Li et al. 2019 |

| | | | | | |
|-----------------------------|---------------|-----------------------|-------|-------|----------------------|
| PS/PEI (20%) | Methyl Orange | 50 mg/L dye at 4 bar | 16.30 | 64.7 | Benkhaya et al. 2020 |
| NF99 | Sunset Yellow | 50 mg/L dye at 10 bar | 86.4 | 99.39 | This work |
| NF 90 | Sunset Yellow | 50 mg/L dye at 5 bar | 14.9 | >99 | Jun et al. 2019 |
| Treat pH 13.5 ,7D | Sunset Yellow | 50 mg/L dye at 5 bar | 16.0 | >99 | Jun et al. 2019 |
| DEA-modified PA-TFC | Sunset Yellow | 100 mg/L dye at 5 bar | 14.8 | 97.5 | Liu et al. 2017 |
| PA-TFC | Sunset Yellow | 100 mg/L dye at 5 bar | 9.3 | >99 | Lü et al. 2019 |
| CMCNa/PP composite membrane | Sunset Yellow | 100 mg/L dye at 5 bar | 8.6 | 82.2 | Yu et al. 2012 |
| Sericin-TCM | Sunset Yellow | 100 mg/L dye at 5 bar | 12.4 | 95.4 | Zhou et al. 2014 |

References

- Benkhaya, S.; M'rabet, S.; Hsissou, R.; El Harfi, A. Synthesis of new low-cost organic ultrafiltration membrane made from Polysulfone/Polyetherimide blends and its application from soluble azoic dyes removal. *J. Mater. Res. Technol.* **2020**, *9*, 4763–4772.
- Cheng, L.; Zhu, L.P.; Zhang, P.B.; Sun, J.; Zhu, B.K.; Xu, Y.Y. Molecular separation by poly (N-vinyl imidazole) gel-filled membranes. *J. Membrane Sci.* **2016**, *497*, 472–484.
- Jun, B.M.; Yoon, Y.; Park, C.M. Post-treatment of nanofiltration polyamide membrane through alkali-catalyzed hydrolysis to treat dyes in model wastewater. *Water.* **2019**, *11*, 1645–1659.
- Li, Y.; Wong, E.; Mai, Z.; Der Bruggen, B.V. Fabrication of composite polyamide/Kevlar aramid nanofiber nanofiltration membranes with high permselectivity in water desalination. *J. Membrane Sci.* **2019**, *592*, 117396–117407.
- Liu, M.; Chen, Q.; Lu, K.; Huang, W.; Lü, Z., S.; Zhou, C.; Yu, S.; Gao, C. High efficient removal dyes from aqueous solution through nanofiltration using diethanolamine-modified polyamide thin-film composite membrane. *Sep. Purif. Technol.* **2017**, *137*, 135–143.
- Lü, Z.; Hu, F.; Li, H.; Zhang, X.; Yu, S.; Liu, M. Gao, C. Composite nanofiltration membrane with asymmetric selective separation layer for enhanced separation efficiency to anionic dye aqueous solution. *J. Hazard. Mater.* **2019**, *368*, 436–443.
- Rambabu, K.; Bharath, G.; Monash, P.; Velu, S., Banat, F.; Naushad, M.; Arthanareeswaran, G.; Show, P.L. Effective treatment of dye pollutant wastewater using nanoporous CaCl₂ modified polyethersulfone membrane. *Process Safety Environ. Protection*, **2019**, *124*, 266–278.
- Yu, S.; Chen, Z.; Cheng, Q.; Lü, Z.; Liu, M. Gao, C. Application of thin-film composite hollow fiber membrane to submerged nanofiltration of anionic dye aqueous solutions. *Sep. Purif. Technol.* **2012**, *88*, 121–129.
- Zhang, N.; Huang, Z.; Yang, N.; Zhang, L.; Jiang, B.; Sun, Y.; Ma, J. Nanofiltration membrane via EGCG-PEI co-deposition followed by crosslinking on microporous PTFE substrates for desalination. *Sep. Purif. Technol.* **2020**, *232*, 115964–115974.

Zhou, C.; Shi, Y.; Sun, C.; Yu, S.; Liu, M; Gao, C. Thin-film composite membranes formed by interfacial polymerization with natural material sericin and trimesoyl chloride for nanofiltration. *J. Membrane Sci.* **2014**, *471*, 381-391.

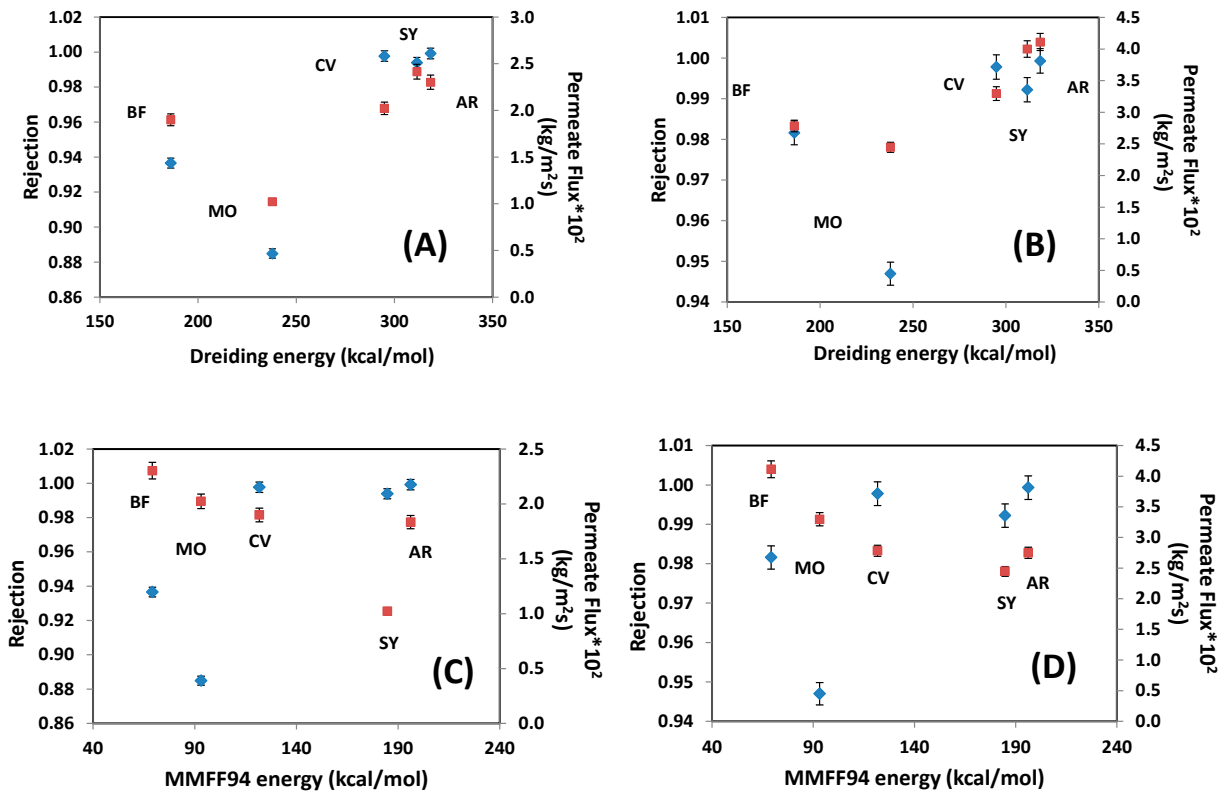


Figure S1. Rejection coefficient (\blacklozenge) and permeate flux (\blacksquare) variation with dreiding energy (A&B) and with MMFF94 Energy (C&D) for colorants: (MO) Methyl Orange, (BF) Basic Fuchsin, (SY) Sunset Yellow, (AR) Allure Red, (CV) Crystal Violet. Experimental conditions: pH =7, [Dyes] = 50 mg/L and pressure 10 bar (A&C) and 15 bar (B&D).

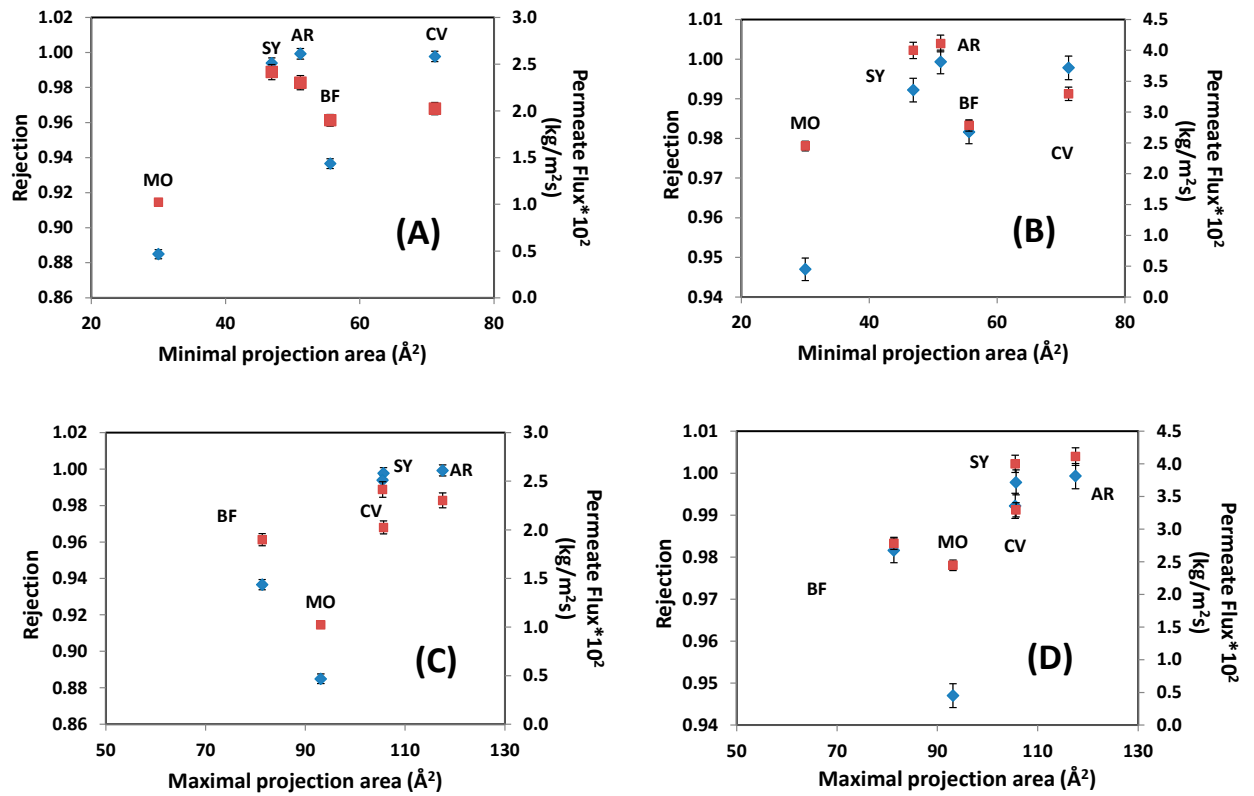


Figure S2. Rejection coefficient (◆) and permeate flux (■) variation with minimal projection area (A&B) and with maximal projection area (C&D) for colorants: (MO) Methyl Orange, (BF) Basic Fuchsin, (SY) Sunset Yellow, (AR) Allure Red, (CV) Crystal Violet. Experimental conditions: pH =7, [Dyes] = 50 mg/L and pressure 10 bar (A&C) and 15 bar (B&D).

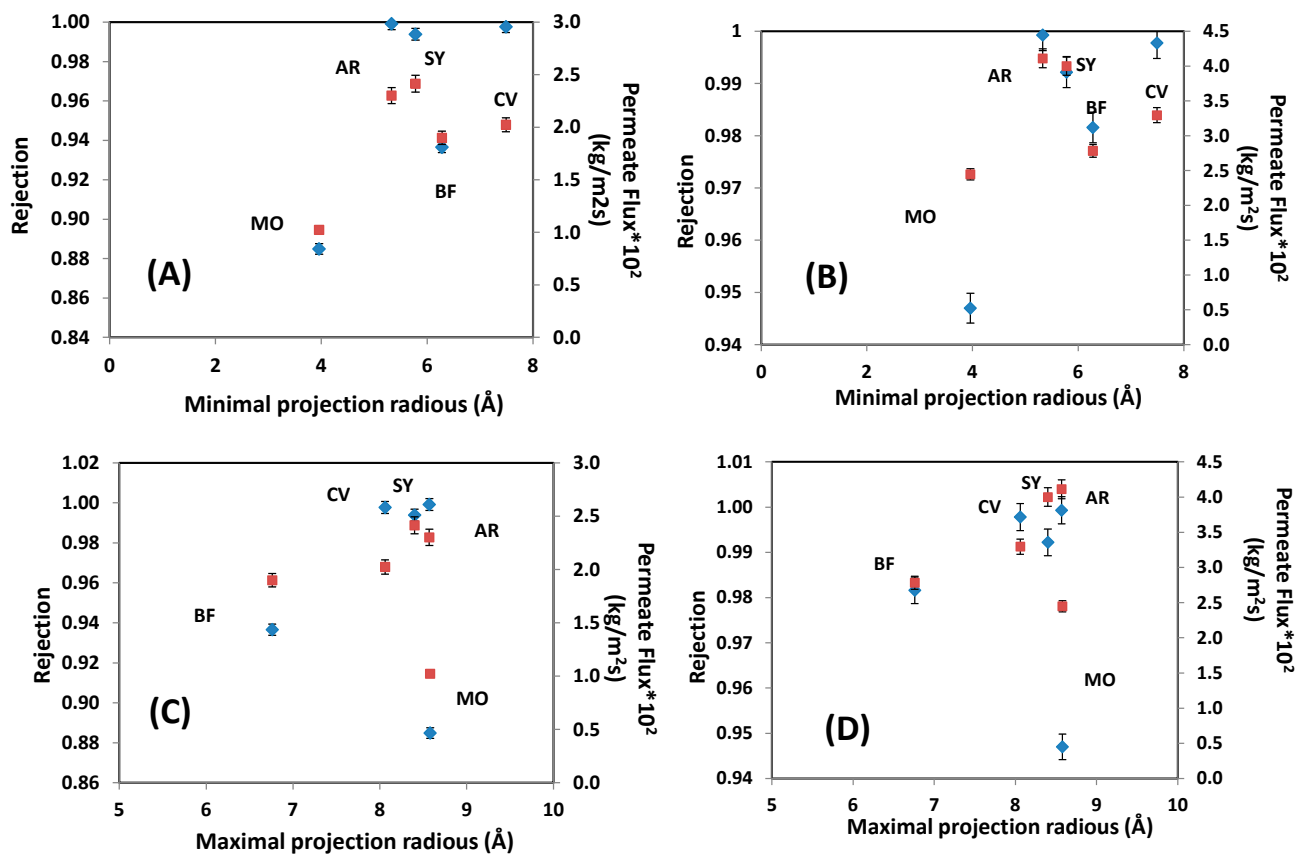


Figure S3. Rejection coefficient (◆) and permeate flux (■) variation with minimal projection radius (A&B) and with maximal projection radius (C&D) for colorants: (MO) Methyl Orange, (BF) Basic Fuchsin, (SY) Sunset Yellow, (AR) Allure Red, (CV) Crystal Violet. Experimental conditions: pH =7, [Dyes] = 50 mg/L and pressure 10 bar (A&C) and 15 bar (B&D).

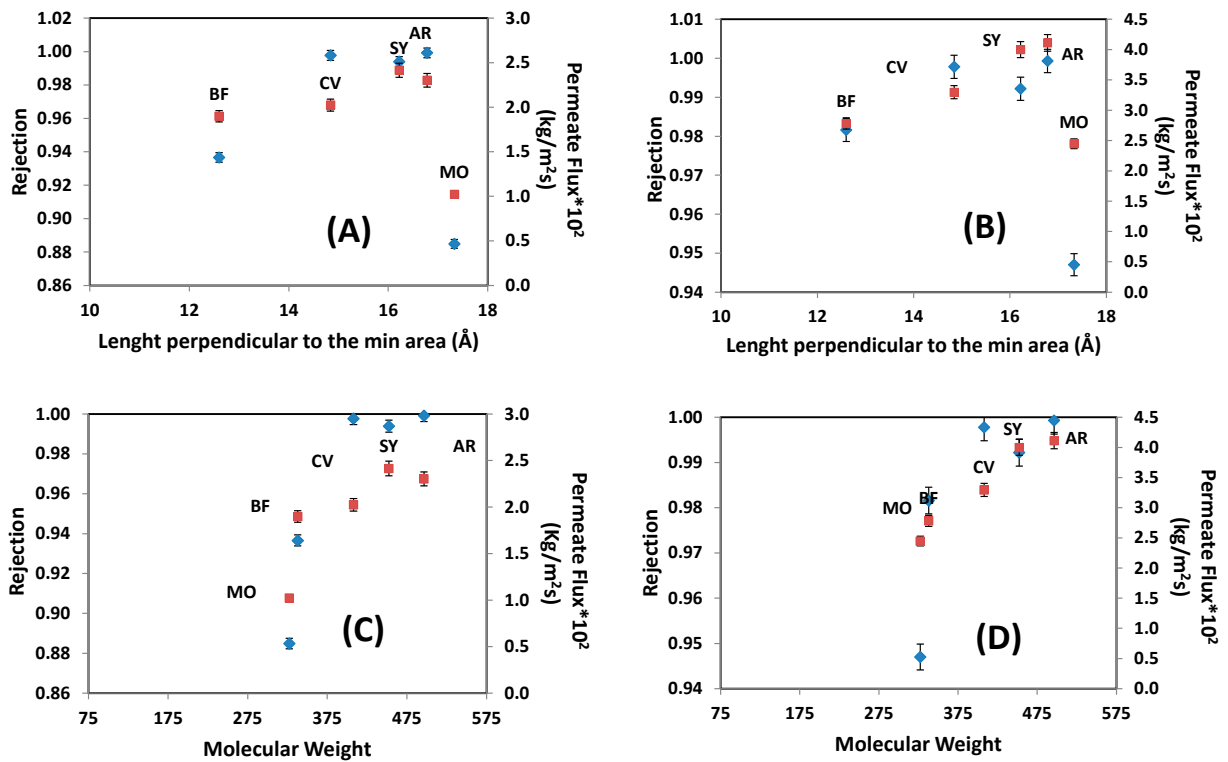


Figure S4. Rejection coefficient (\blacklozenge) and permeate flux (\blacksquare) variation with length perpendicular to the minimal area (A&B) and with molecular weight (C&D) for colorants: (MO) Methyl Orange, (BF) Basic Fuchsin, (SY) Sunset Yellow, (AR) Allure Red, (CV) Crystal Violet. Experimental conditions: pH =7, [Dyes] = 50 mg/L and pressure 10 bar (A&C) and 15 bar (B&D).