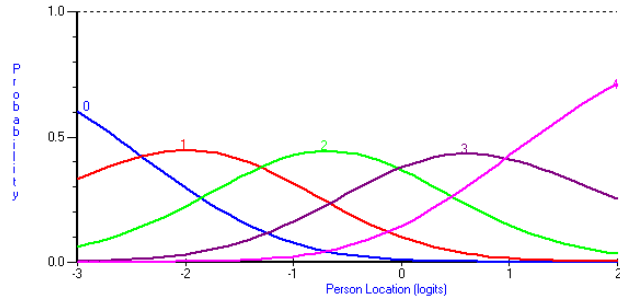


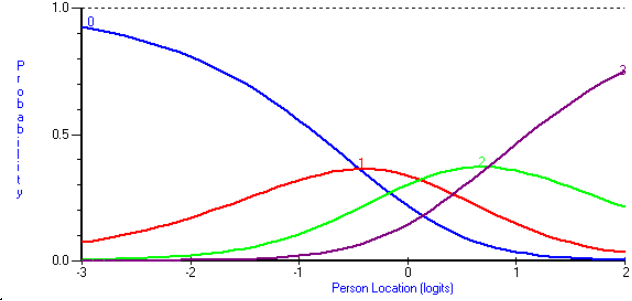
Additional File 2—Item Category Probability Curves for SF-HDQ Items (n=35 items)

Physical Domain (10 items)

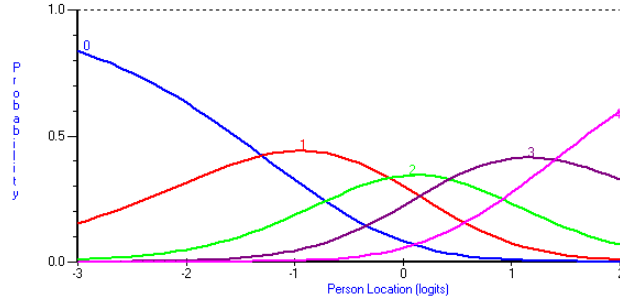
HDQ1 HDQ1-Fatigued Locon = -0.694 Spread = 0.569 FitRes = -0.276 ChiSq[Pt] = 0.140 SampleN = 981



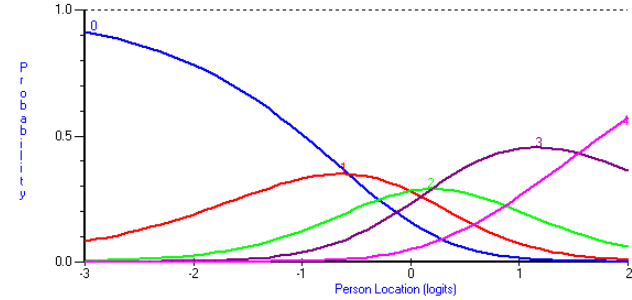
HDQ3 HDQ3-Nauseous Locon = 0.132 Spread = 0.294 FitRes = -0.748 ChiSq[Pt] = 0.029 SampleN = 981



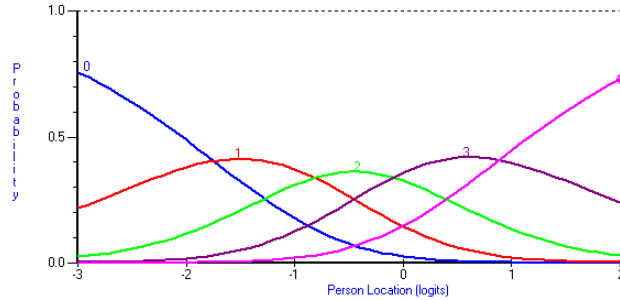
HDQ4 HDQ4-Headaches Locon = 0.098 Spread = 0.433 FitRes = 0.361 ChiSq[Pt] = 0.059 SampleN = 981



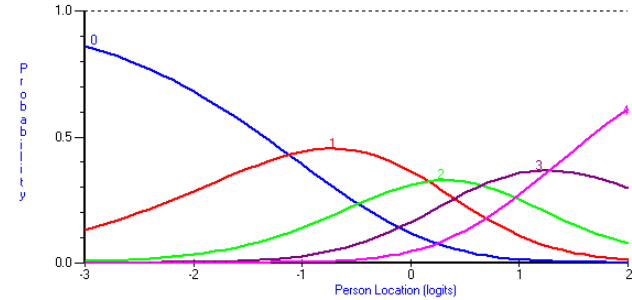
HDQ5 HDQ5-Numb/Tingling Hands Locon = 0.288 Spread = 0.328 FitRes = 0.100 ChiSq[Pt] = 0.488 SampleN = 981



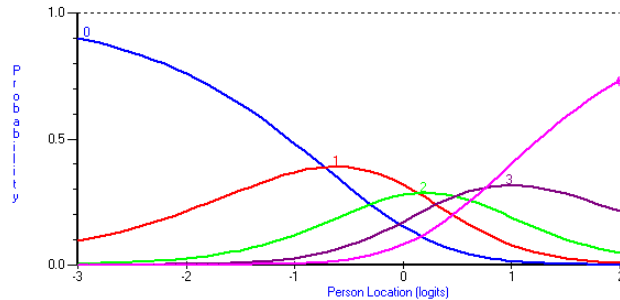
HDQ7 HDQ7-Aches or Pains Locon = -0.441 Spread = 0.431 FitRes = -1.399 ChiSq[Pt] = 0.012 SampleN = 981



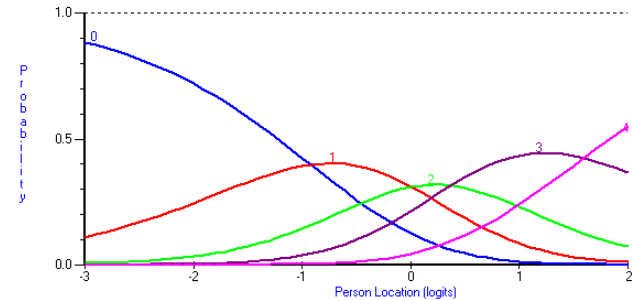
HDQ10 HDQ10-Shortness of Breath Locon = 0.240 Spread = 0.384 FitRes = 0.061 ChiSq[Pt] = 0.087 SampleN = 981



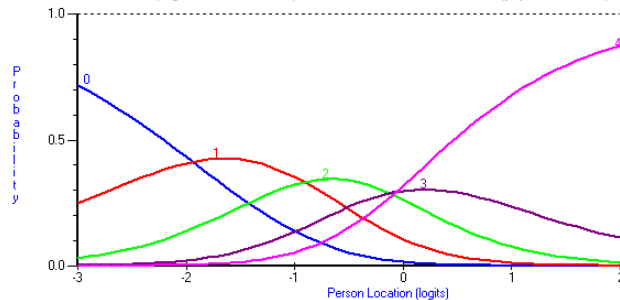
HDQ11 HDQ11-Fever, Chills or Sweats Locon = 0.162 Spread = 0.241 FitRes = -0.529 ChiSq[Pt] = 0.033 SampleN = 981



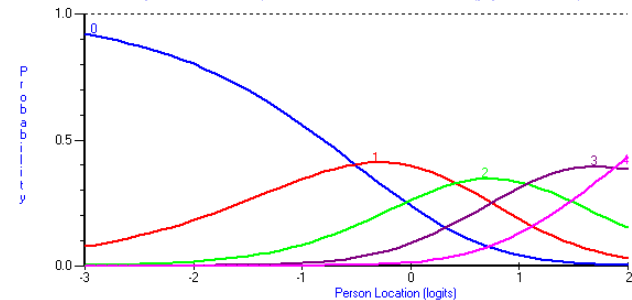
HDQ13 HDQ13-Muscle Cramps Locon = 0.262 Spread = 0.395 FitRes = -2.120 ChiSq[Pt] = 0.136 SampleN = 981



HDQ17 HDQ17-Trouble Sleeping Locon = -0.761 Spread = 0.321 FitRes = 2.141 ChiSq[Pt] = 0.111 SampleN = 981



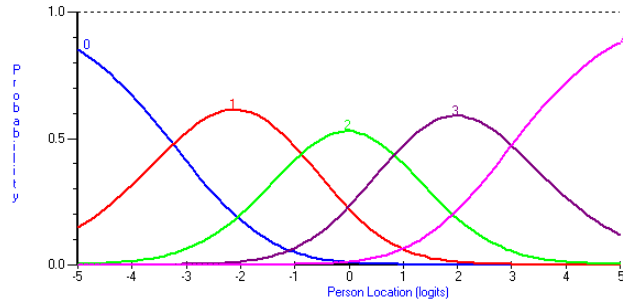
HDQ20 HDQ20-Feel Dizzy Locon = 0.714 Spread = 0.392 FitRes = -1.555 ChiSq[Pt] = 0.098 SampleN = 981



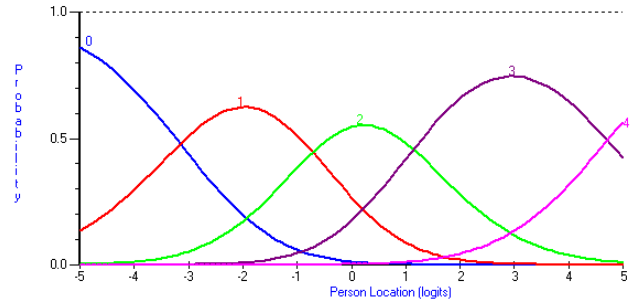
## Additional File 2—Item Category Probability Curves for SF-HDQ Items (n=35 items)

### Cognitive Domain (3 items)

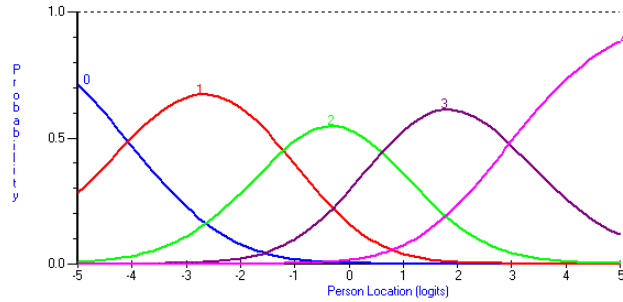
HDQ21 HDQ21-Trouble Remembering Locn = -0.072 Spread = 1.022 FitRes = 2.764 ChiSq(Pi) = 0.005 SampleN = 730



HDQ22 HDQ22-Trouble Thinking Clearly Locn = 0.498 Spread = 1.273 FitRes = -1.078 ChiSq(Pi) = 0.000 SampleN = 730

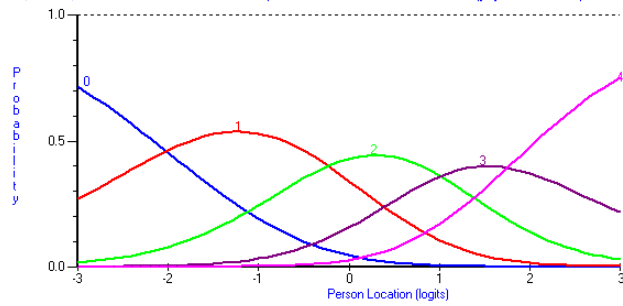


HDQ23 HDQ23-Trouble Concentrating Locn = -0.427 Spread = 1.145 FitRes = -0.918 ChiSq(Pi) = 0.003 SampleN = 730

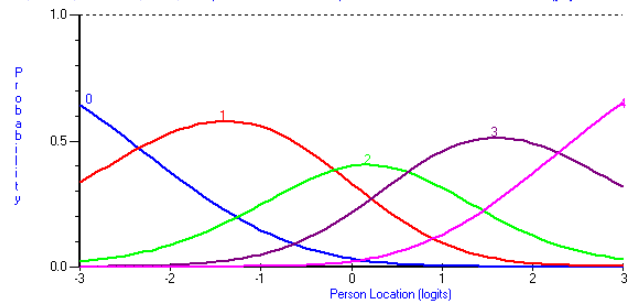


### Mental-Emotional Domain (5 items)

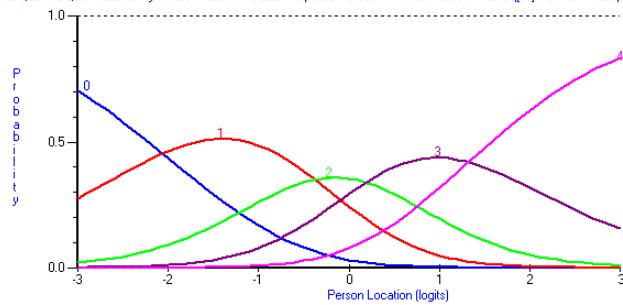
HDQ24 HDQ24-Feel Anxious Locn = 0.128 Spread = 0.628 FitRes = 0.385 ChiSq(Pi) = 0.256 SampleN = 903



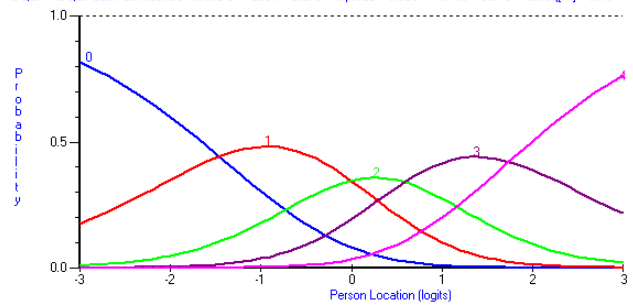
HDQ25 HDQ25-Feel Sad, Down, or Depre Locn = 0.092 Spread = 0.734 FitRes = -1.798 ChiSq(Pi) = 0.015 SampleN = 9C



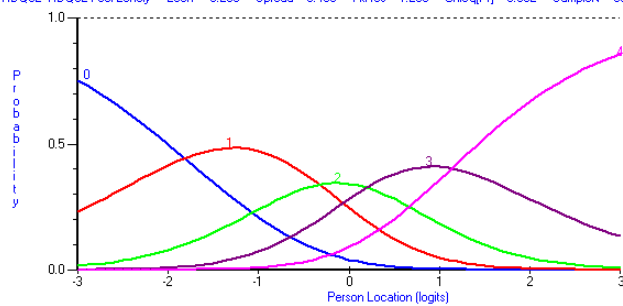
HDQ26 HDQ26-Afraid for my Future Locn = -0.232 Spread = 0.536 FitRes = 0.088 ChiSq(Pi) = 0.749 SampleN = 903



HDQ27 HDQ27-Lack Confidence Around O Locn = 0.216 Spread = 0.509 FitRes = 0.610 ChiSq(Pi) = 0.404 SampleN = 9I

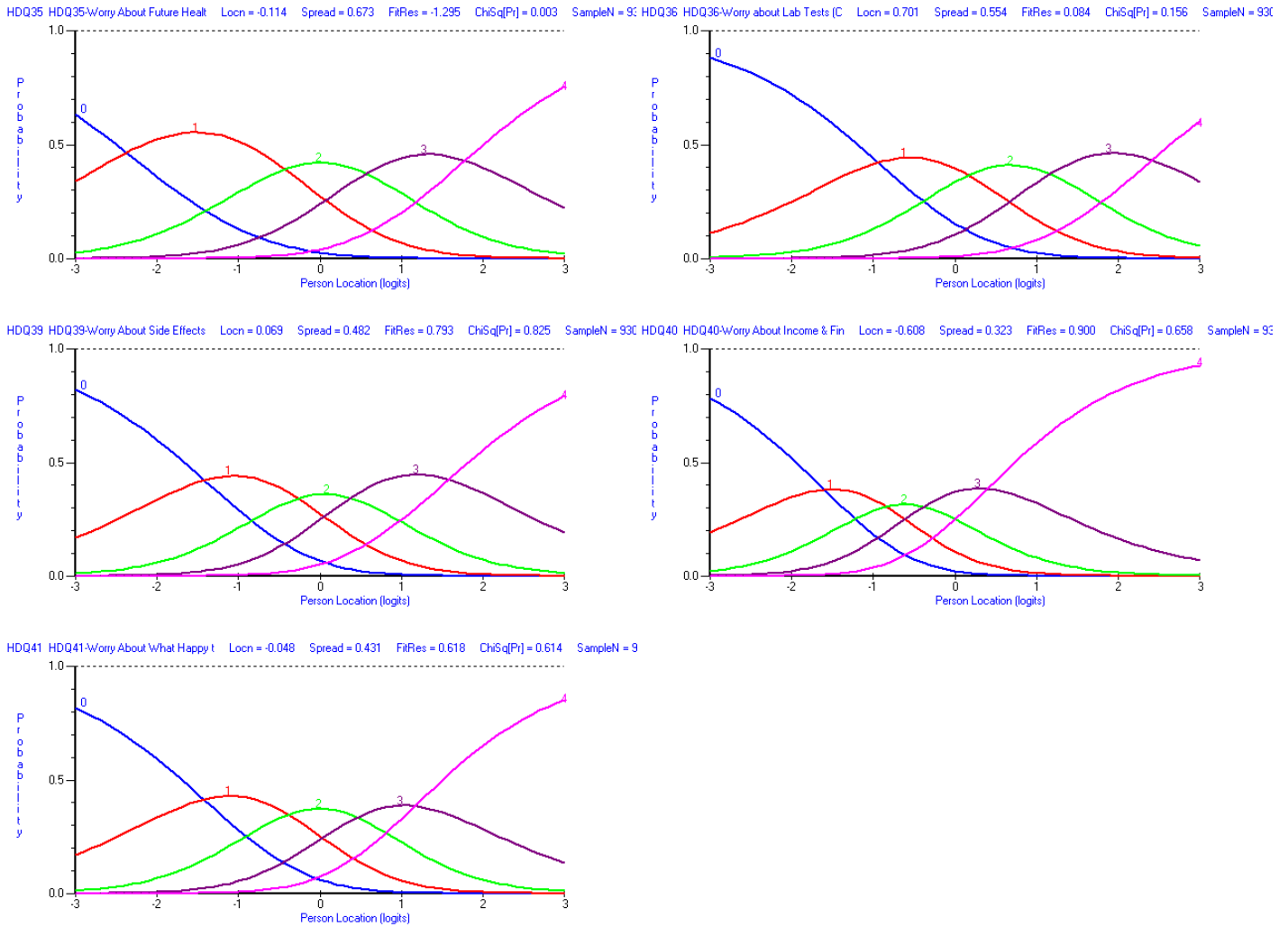


HDQ32 HDQ32-Feel Lonely Locn = -0.203 Spread = 0.469 FitRes = 1.256 ChiSq(Pi) = 0.652 SampleN = 903

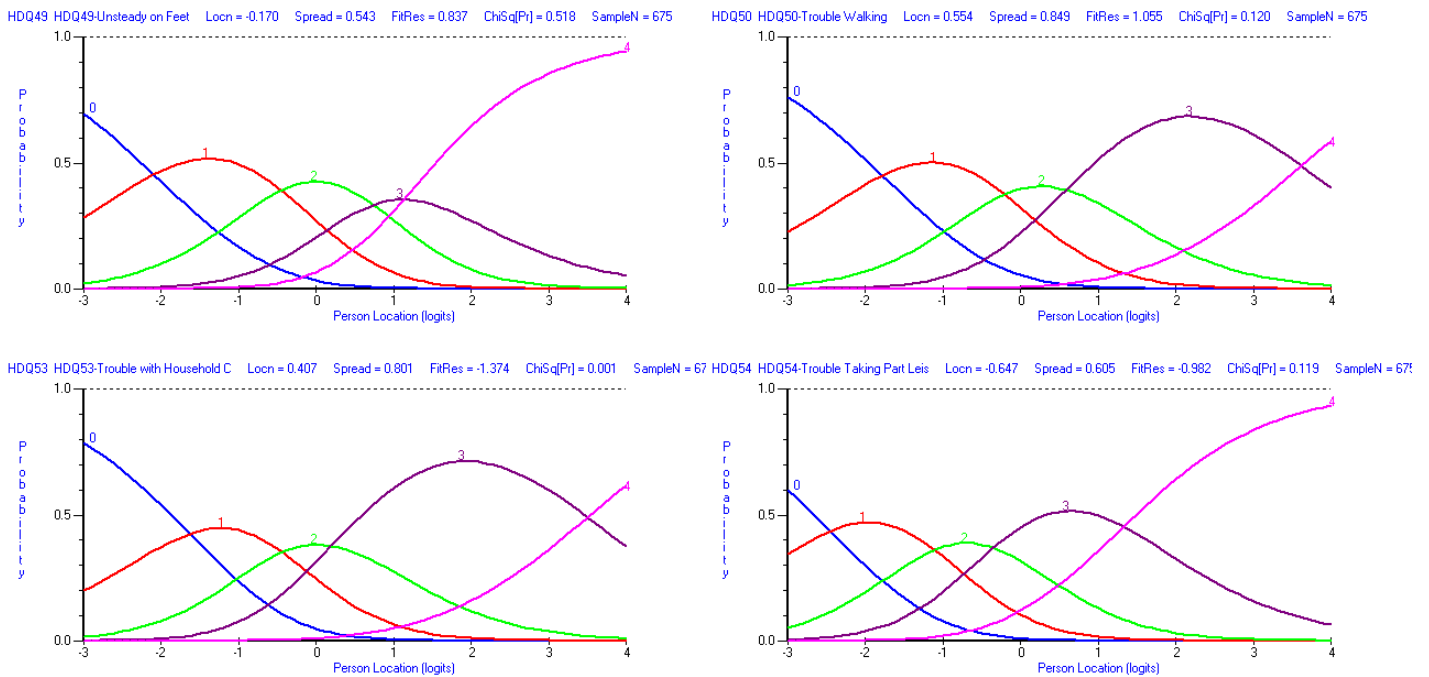


# Additional File 2—Item Category Probability Curves for SF-HDQ Items (n=35 items)

## Uncertainty Domain (5 items)

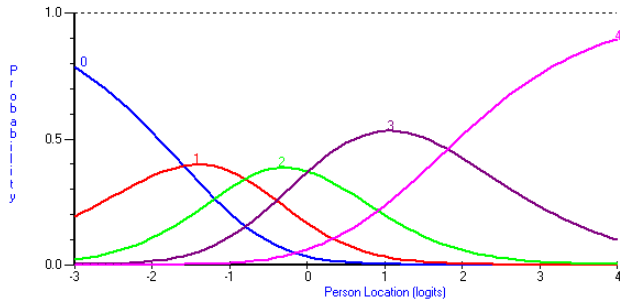


## Day-to-Day Activities Domain (5 items)



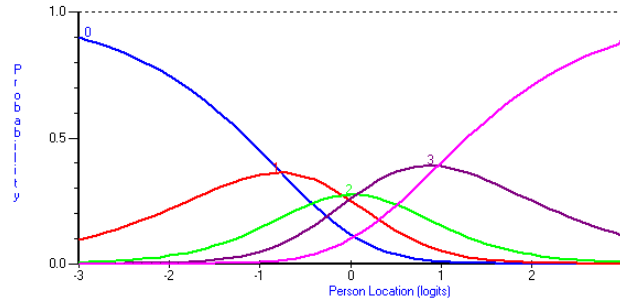
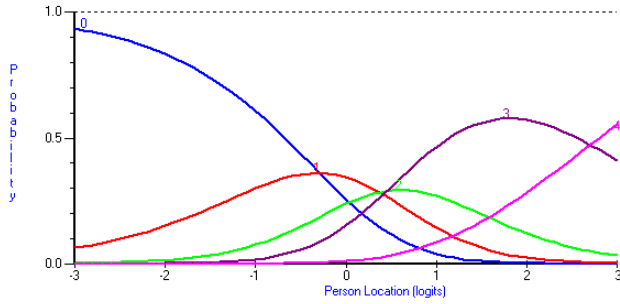
# Additional File 2—Item Category Probability Curves for SF-HDQ Items (n=35 items)

HDQ55 HDQ55-Trouble Getting Out-Erra Locn = -0.145 Spread = 0.552 FitRes = -0.069 ChiSq[Pt] = 0.153 SampleN = 678

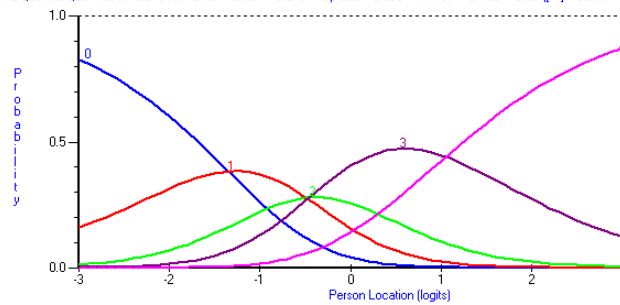
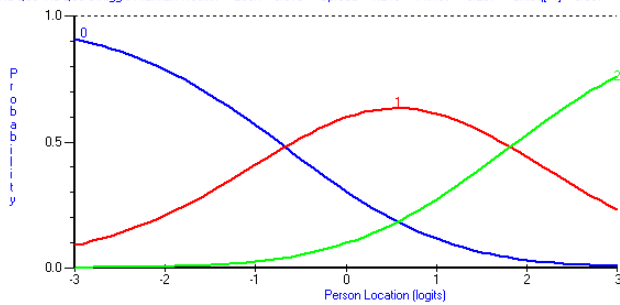


## Social Domain (7 items)

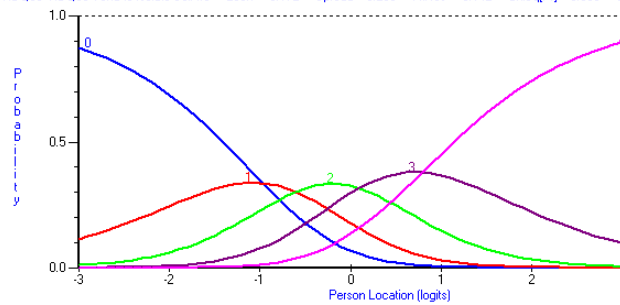
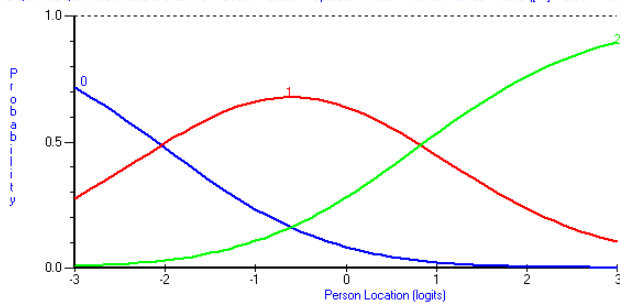
HDQ58 HDQ58-Find Hard to Meet Needs Locn = 0.808 Spread = 0.453 FitRes = -0.302 ChiSq[Pt] = 0.271 SampleN = 94 HDQ62 HDQ62-Feel Work Performance is Locn = 0.046 Spread = 0.267 FitRes = 0.455 ChiSq[Pt] = 0.757 SampleN = 94



HDQ63 HDQ63-Struggle Maintain Housin Locn = 0.570 Spread = 1.243 FitRes = -0.297 ChiSq[Pt] = 0.007 SampleN = 94 HDQ65 HDQ65-Find it Hard to Ask Othe Locn = -0.310 Spread = 0.363 FitRes = -0.442 ChiSq[Pt] = 0.599 SampleN = 943



HDQ67 HDQ67-Find it Hard to Start Ne Locn = -0.609 Spread = 1.435 FitRes = 2.426 ChiSq[Pt] = 0.511 SampleN = 943 HDQ68 HDQ68-Tend to Isolate Self fro Locn = -0.172 Spread = 0.299 FitRes = -3.142 ChiSq[Pt] = 0.003 SampleN = 943



HDQ69 HDQ69-Find it Hard Take Part L Locn = -0.333 Spread = 0.273 FitRes = 0.134 ChiSq[Pt] = 0.700 SampleN = 943

