

Supporting Information

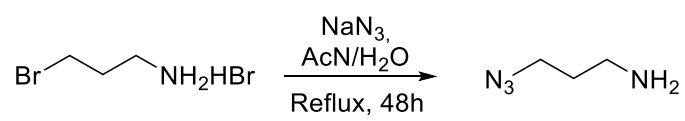
PLLA Based anti-inflammatory responsive surfaces for surgical implants

**Julia Sánchez-Bodón¹, Leire Ruiz-Rubio^{1,2}, Estíbaliz Hernaez-Laviña¹, José Luis Vilas-Vilela^{1,2}
and M^a Isabel Moreno-Benítez³**

¹ Macromolecular Chemistry Group (LABQUIMAC), Department of Physical Chemistry, Faculty of Science and Technology, University of the Basque Country, UPV/EHU, Barrio Sarriena s/n 48940 Leioa, Spain; julia.sanchez@ehu.eus (J.S.-B.), leire.ruiz@ehu.eus (L.R.-R.), estibaliz.hernaez@ehu.eus (E.H.-L.), jose Luis.vilas@ehu.eus (J.L.V.-V.)

² BCMaterials, Basque Center for Materials, Applications and Nanostructures, UPV/EHU Science Park, 48940 Leioa, Spain

³ Macromolecular Chemistry Group (LABQUIMAC), Department of Organic Chemistry II, Faculty of Science and Technology, University of the Basque Country, UPV/EHU, Barrio Sarriena s/n 48940 Leioa, Spain; mariaisabel.moreno@ehu.eus (M.I.M.-B.)



Scheme S1. Synthetic route of 3-azidopropan-1-amine.

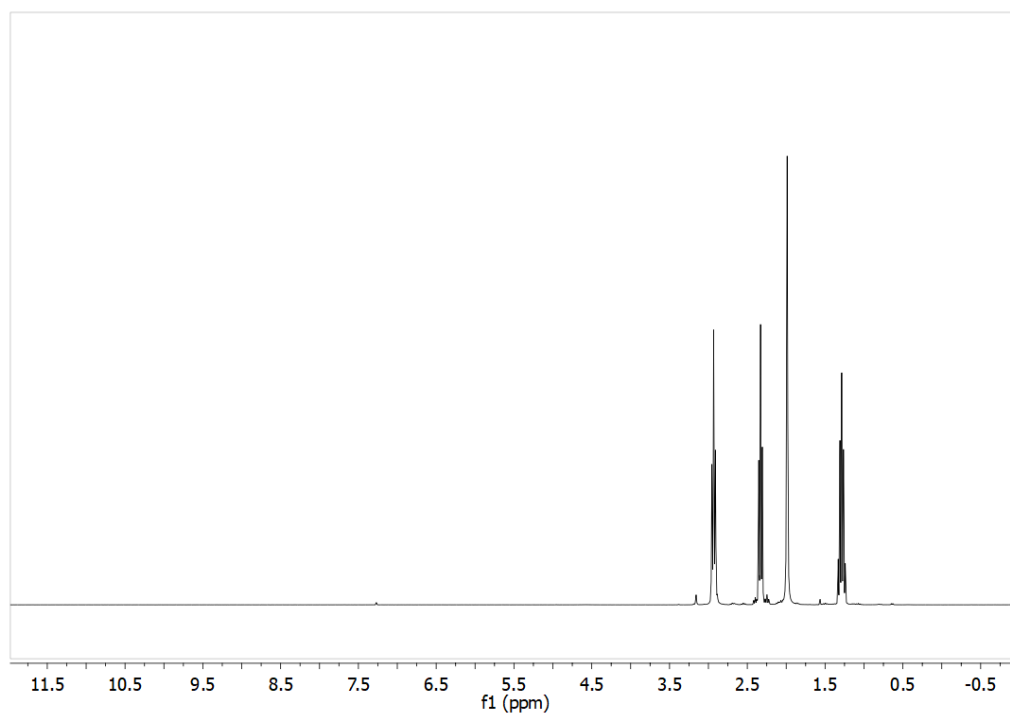


Figure S1. ¹H-NMR spectrum of 3-azidopropan-1-amine.

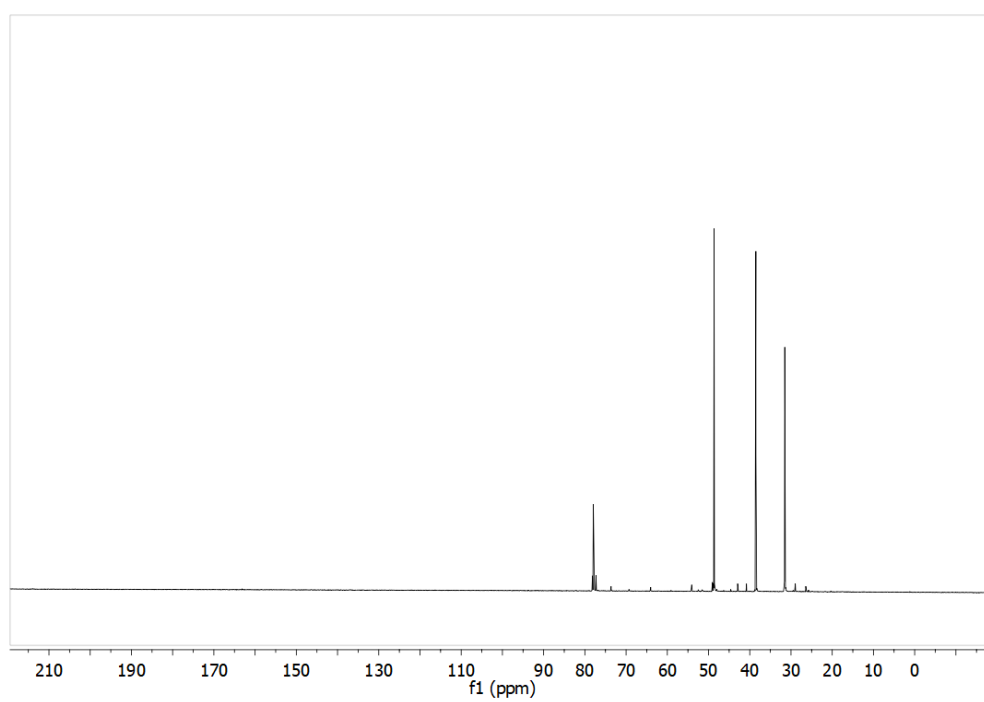
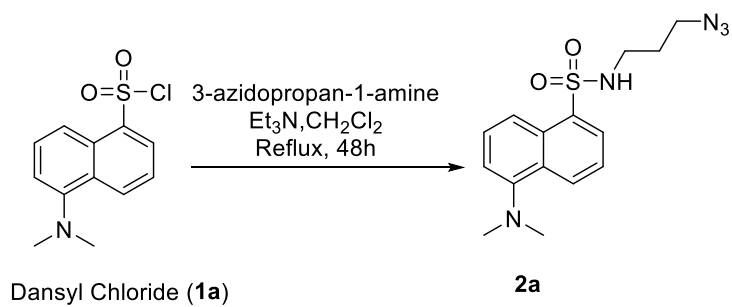


Figure S2. ¹³C-NMR spectrum of 3-azidopropan-1-amine.



Scheme S2. Synthetic route of *N*-(3-azidopropyl)-5-(dimethylamino)naphthalene-1-sulfonamide (**2a**).

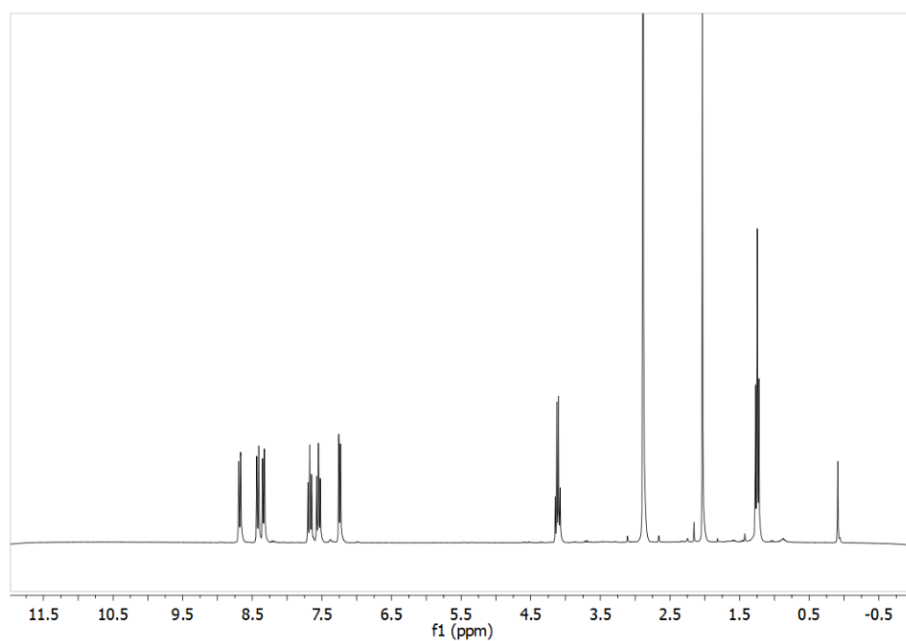


Figure S3. ¹H-NMR spectrum of *N*-(3-azidopropyl)-5-(dimethylamino)naphthalene-1-sulfonamide (**2a**).

Supporting Information

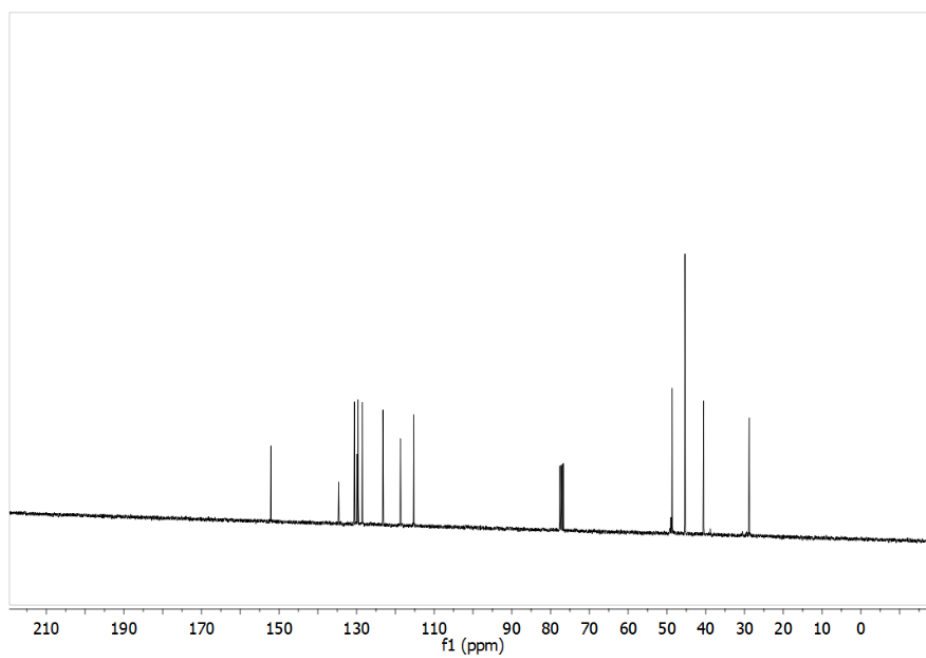
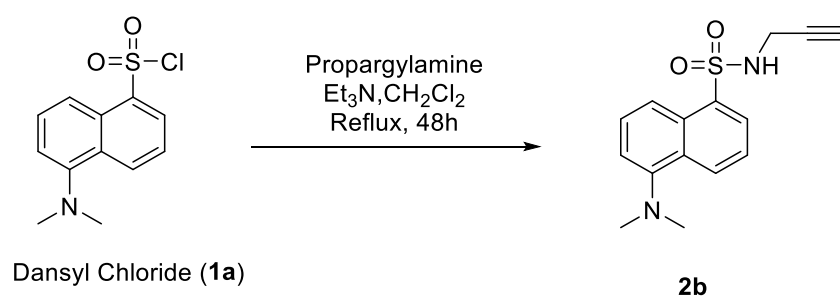


Figure S4. ^{13}C -NMR spectrum of *N*-(3-azidopropyl)-5-(dimethylamino)naphthalene-1-sulfonamide (2a).



Scheme S3. Synthetic route of 5-(dimethylamino)-*N*-(prop-2-yn-1-yl)naphthalene-1-sulfonamide (**2b**).

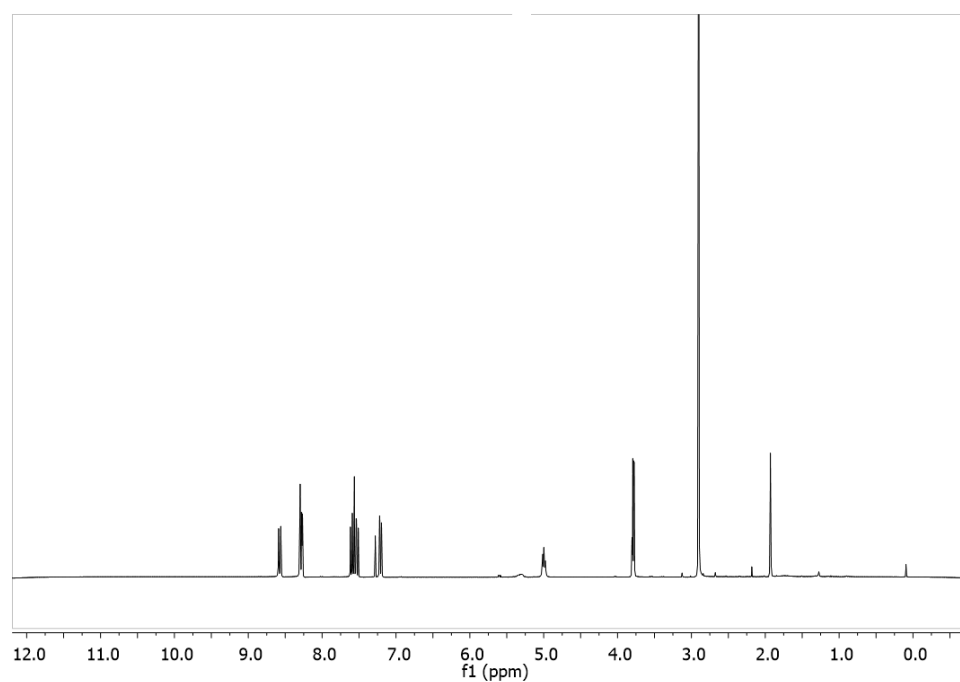


Figure S5. ¹H-NMR spectrum of 5-(dimethylamino)-*N*-(prop-2-yn-1-yl)naphthalene-1-sulfonamide (**2b**).

Supporting Information

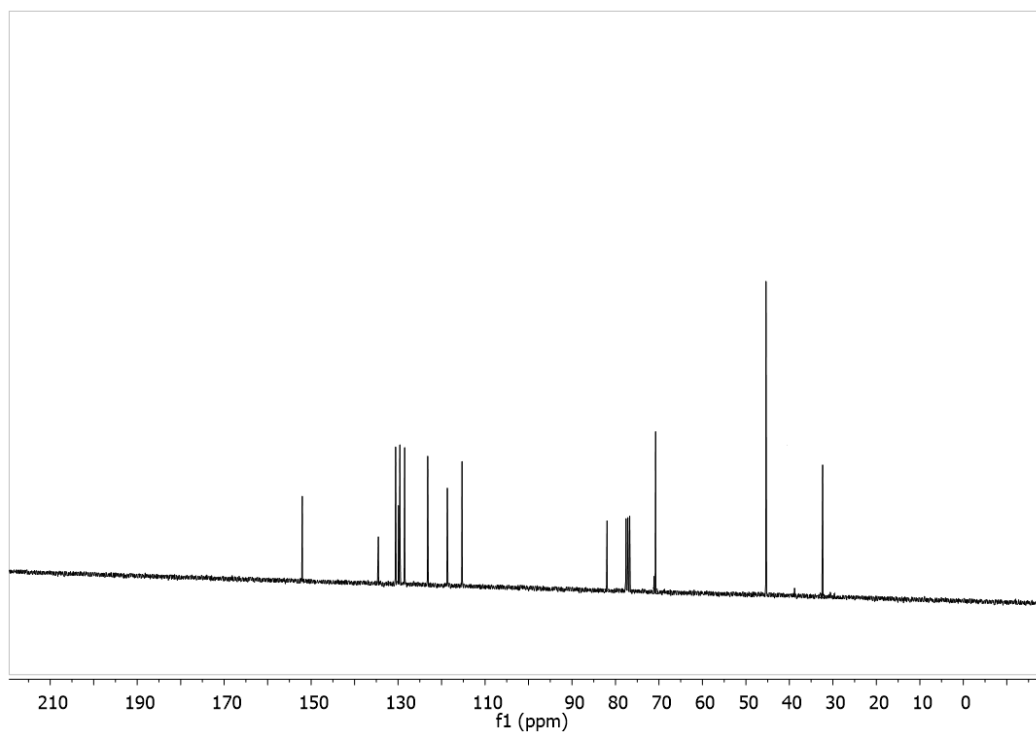
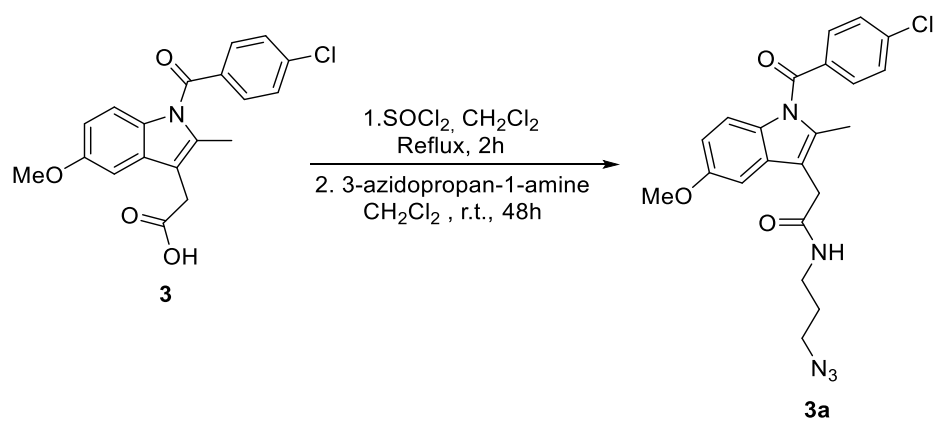


Figure S6. ^{13}C -NMR spectrum of 5-(dimethylamino)-*N*-(prop-2-yn-1-yl)naphthalene-1-sulfonamide (2b).

Supporting Information



Scheme S4. Synthetic route of *N*-(3-azidopropyl)-2-(1-(4-chlorobenzoyl)-5-methoxy-2-methyl-1H-indol-3-yl)acetamide.

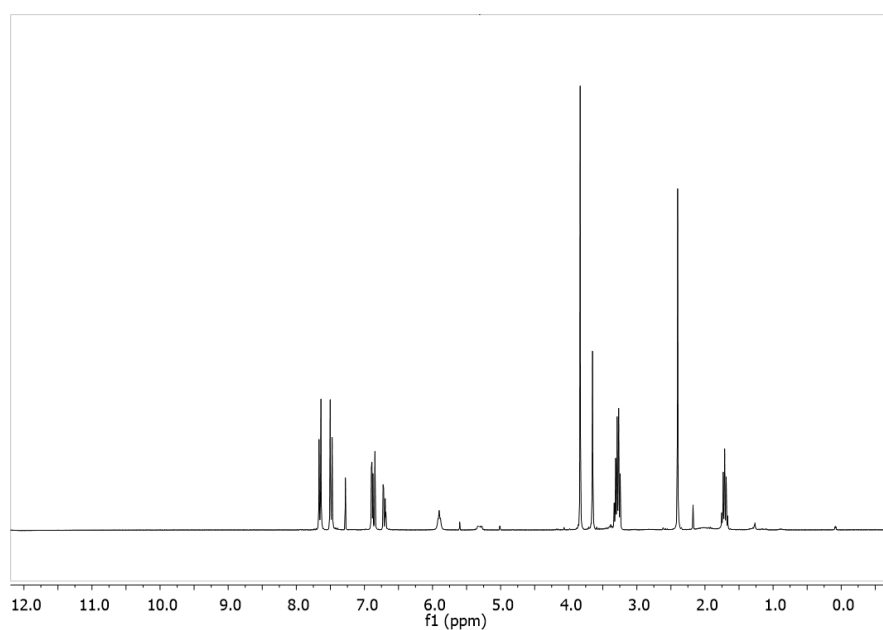


Figure S7. ¹H-NMR spectrum of *N*-(3-azidopropyl)-2-(1-(4-chlorobenzoyl)-5-methoxy-2-methyl-1H-indol-3-yl)acetamide (**3a**).

Supporting Information

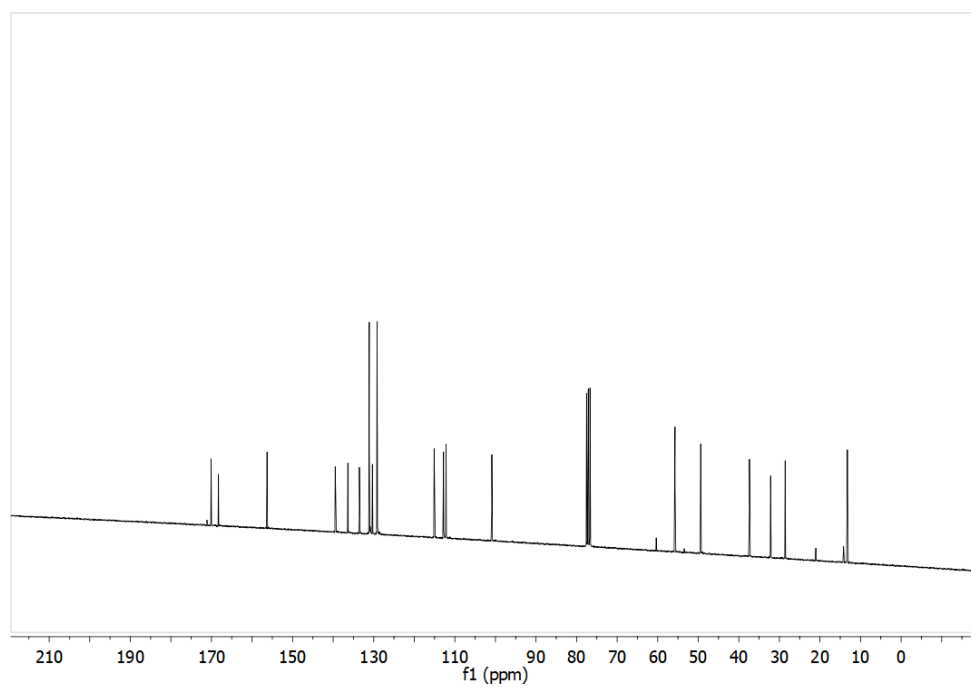


Figure S8. ^{13}C -NMR spectrum of *N*-(3-azidopropyl)-2-(1-(4-chlorobenzoyl)-5-methoxy-2-methyl-1H-indol-3-yl)acetamide(3a).