


Supplementary Figure 1. Visual Analogue Scale

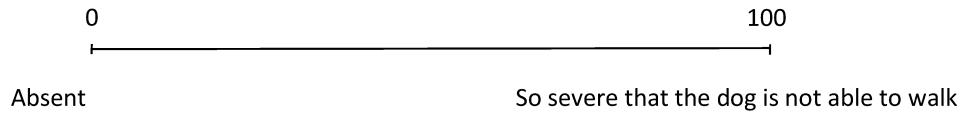
Owner’s evaluation of the dog’s quality of life

How would you assess your dog’s quality of life? Please mark on the line below where 0 is normal and 100 is so bad that you believe euthanasia is justified.



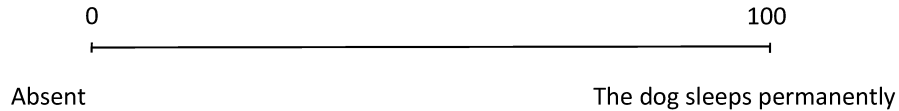
Owner’s evaluation of the dog’s ataxia

How would you assess your dog’s issues with walking? Please mark on the line below from 0 (none) to 100 (so severe that the dog is unable to walk).



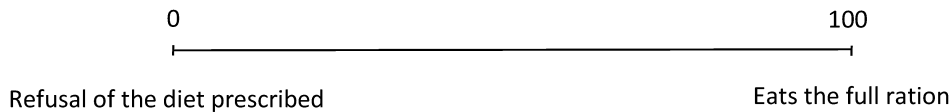
Owner’s evaluation of the dog’s sedation

How would you assess your dog’s “sleepiness”? Please mark on the line below from 0 (none) to 100 (the dog sleeps permanently).



Owner’s evaluation of the dog’s dietary intake

How much of the special diet is your dog consuming? Please mark on the line below from 0 (eating refusal) to 100 (the dog eat the full ration).



Comments :.....
.....
.....