

CircRNA GFRA1 promotes hepatocellular carcinoma progression by modulating the miR-498/NAP1L3 axis

Running title: CircGFRA1 promotes HCC progression via miR-498/NAP1L3 axis


Shuai Lv¹, Yingxia Li¹, Hanbing Ning¹, Meihui Zhang², Qiaoyu Jia¹, Xijuan Wang^{2*}

¹Department of gastroenterology, the First Affiliated Hospital of Zhengzhou University, Zhengzhou, Henan Province, 450018, China


² Department of pediatrics, Henan Provincial People's Hospital, People's Hospital of Zhengzhou University, Zhengzhou, Henan Province, 450003, China

Correspondence author: * Xijuan Wang, Department of pediatrics, Henan Provincial People's Hospital, People's Hospital of Zhengzhou University, No.7, Weiwu Road, Zhengzhou, Henan Province, 450003, China Tel: +86-18703874060 Email: xijuanwang126@aliyun.com

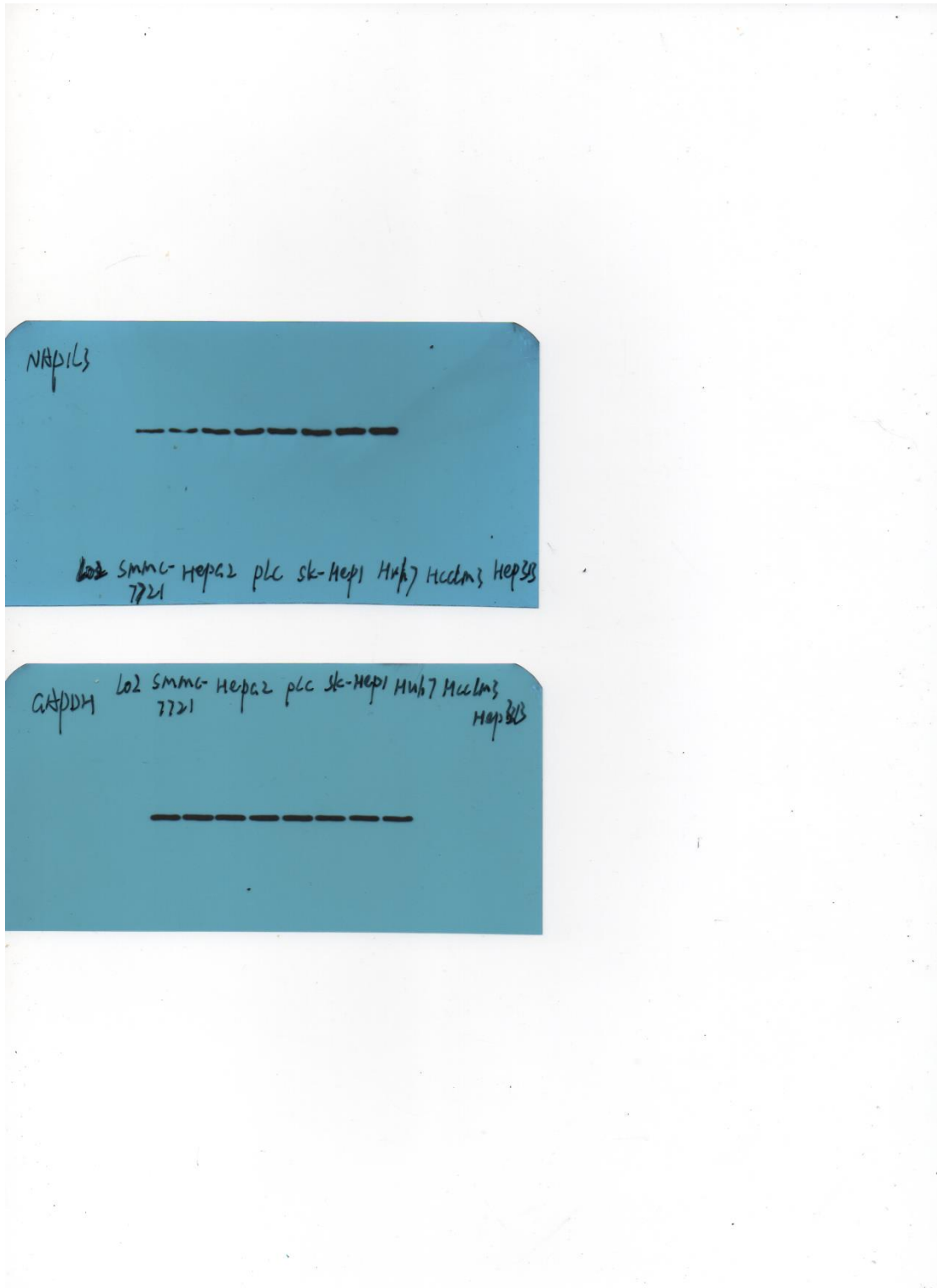
1、 Figure 3C: HCCLM3 cell: NAP1L3、 GAPDH



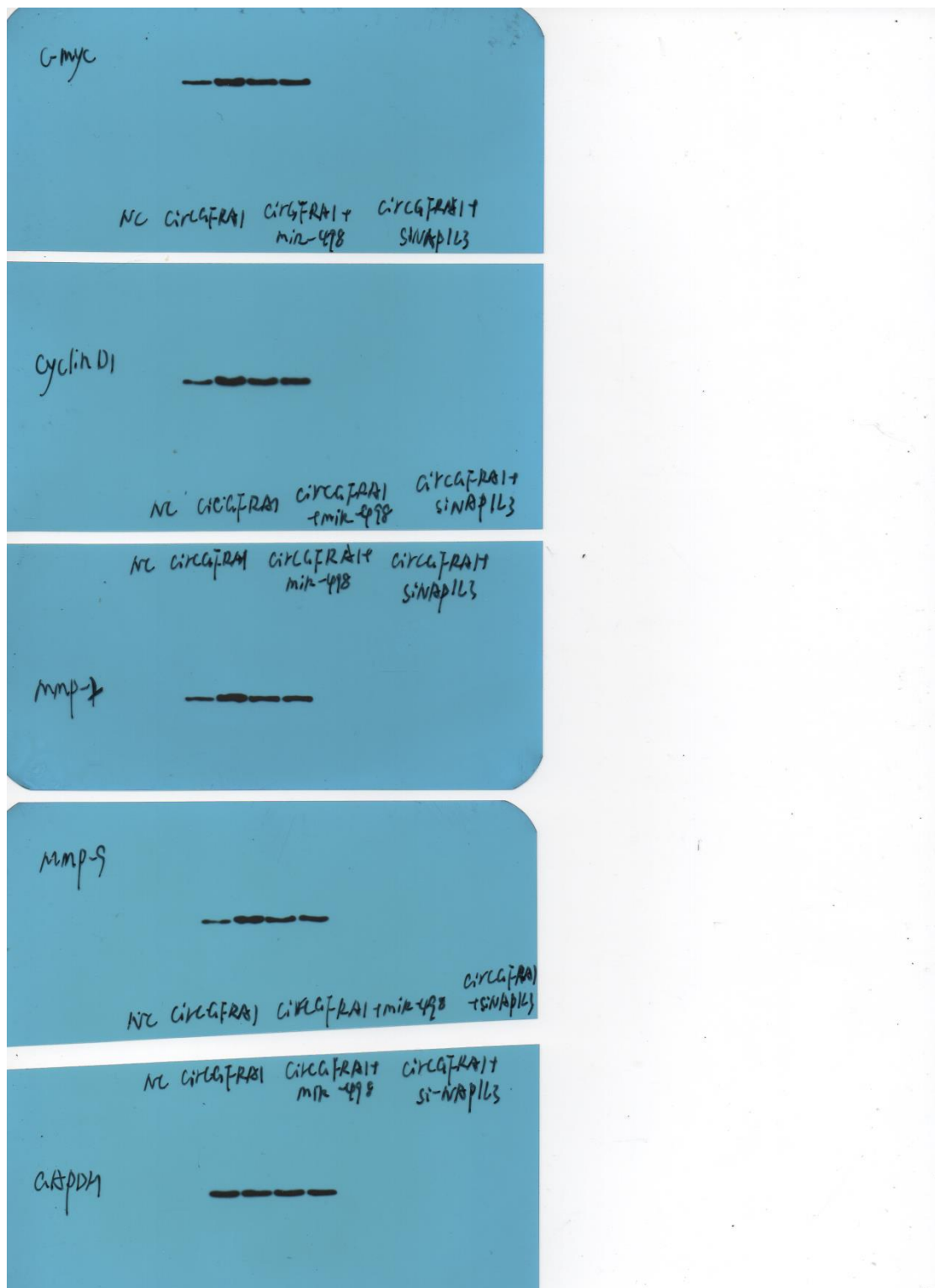
2、 Figure 3C: HEP3B cell: NAP1L3、 GAPDH




3、 Figure 3E: NAP1L3、 GAPDH



4、 Figure 5A: HCCLM3 cell: c-Myc、cyclin D1、MMP-2、MMP-9、GAPDH



5、Figure 5B: HEP3B cell: NAP1L3、GAPDH



6. Figure 6D NAP1L3、GAPDH

