





Supplementary table 1. Demographic characteristics of individuals from the TB cohort				
	Controls		TB group	
	 Null variant (heterozygous)	 Common variant (homozygous)	 Null variant (heterozygous)	 Common variant (homozygous)
Age median; (IQR)	25.5 (20-35.25)	28 (21-41)	41.5 (32.75-52)	39 (31-50)
Female n; (%)	7 (14.9%)	764 (27%)	12 (21.4%)	592 (24%)
Male n; (%)	40 (85.1%)	2066 (73%)	44 (78.6%)	1876 (76%)
Russian mother n; (%)	44 (93.6%)	2405 (84.9%)	49 (87.5%)	2099 (85%)
Russian father n; (%)	40 (85.1%)	2335 (82.5%)	45 (80.4%)	2024 (82%)

Supplementary Table 1