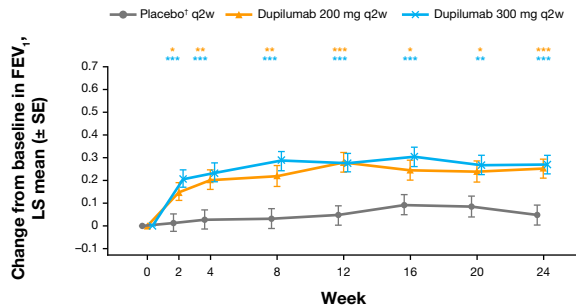


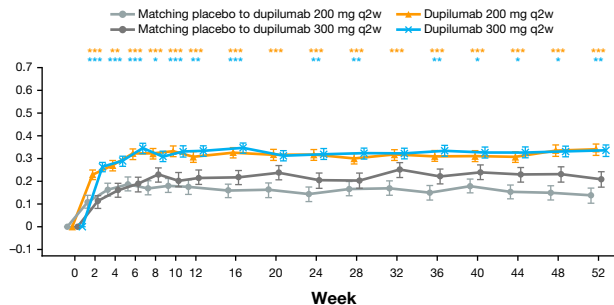
# Dupilumab phase 2b study

# Dupilumab phase 3 LIBERTY ASTHMA QUEST

## High-dose ICS at baseline (ITT population)

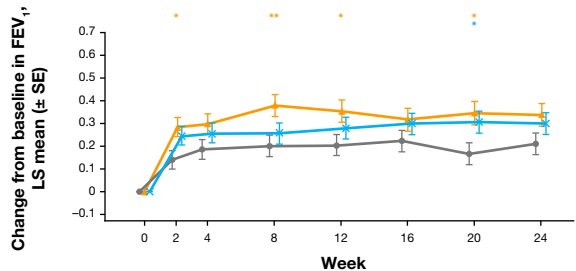


Number of patients	0	2	4	8	12	16	20	24
Placebo <sup>2</sup> q2w	77	73	70	57	58	65	61	53
Dupilumab 200 mg q2w	75	73	71	67	67	67	66	67
Dupilumab 300 mg q2w	79	78	73	71	75	75	71	73

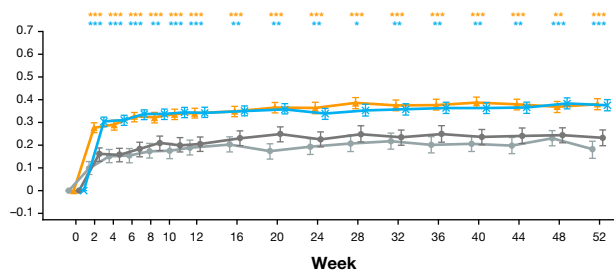


Number of patients	0	2	4	6	8	10	12	16	20	24	28	32	36	40	44	48	52
Matching placebo to dupilumab 200 mg q2w	172	172	169	164	167	164	167	163	167	164	162	160	161	160	162	158	134
Dupilumab 200 mg q2w	317	307	310	308	304	304	310	307	300	302	295	297	297	293	296	290	244
Matching placebo to dupilumab 300 mg q2w	167	165	163	163	161	161	162	159	156	150	157	153	156	155	152	150	134
Dupilumab 300 mg q2w	323	320	315	315	309	301	309	310	304	305	296	290	296	295	285	286	244

## Medium-dose ICS at baseline (ITT population)



Number of patients	0	2	4	8	12	16	20	24
Placebo <sup>2</sup> q2w	78	70	72	69	70	72	67	69
Dupilumab 200 mg q2w	69	69	69	64	63	63	62	62
Dupilumab 300 mg q2w	74	71	71	65	68	68	67	67



Number of patients	0	2	4	6	8	10	12	16	20	24	28	32	36	40	44	48	52
Matching placebo to dupilumab 200 mg q2w	144	142	137	136	137	136	139	136	135	135	128	126	128	127	126	123	106
Dupilumab 200 mg q2w	310	300	300	304	297	300	298	297	301	297	294	288	293	284	285	280	233
Matching placebo to dupilumab 300 mg q2w	151	146	145	147	147	145	148	148	145	143	144	145	142	140	138	138	113
Dupilumab 300 mg q2w	303	298	292	290	293	290	294	294	283	284	284	283	283	286	281	272	242