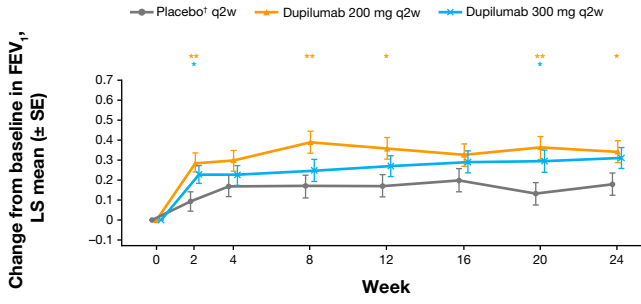
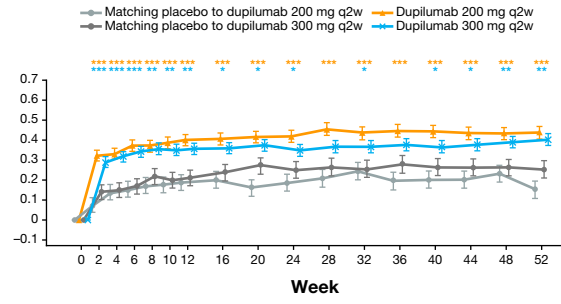


Baseline blood eosinophils ≥ 150 cells/ μ L



Number of patients

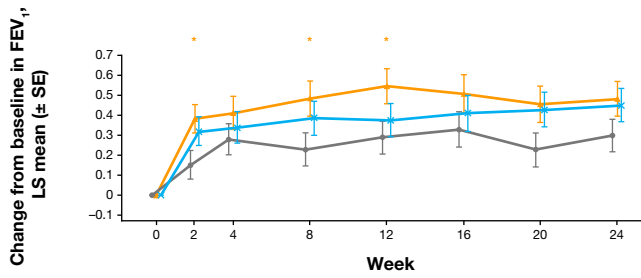
Placebo q2w	59	52	53	52	52	54	49	51
Dupilumab 200 mg q2w	58	58	58	54	53	53	53	53
Dupilumab 300 mg q2w	62	59	59	54	57	56	55	55



Number of patients

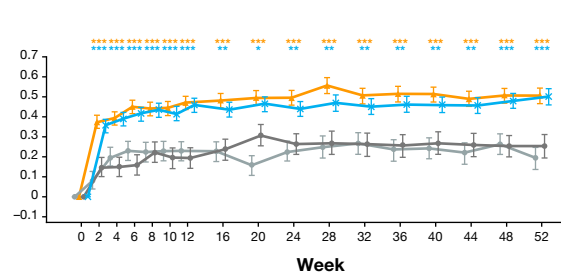
Matching placebo to dupilumab 200 mg q2w	105	104	100	100	100	100	102	101	99	98	92	93	94	94	93	91	77
Dupilumab 200 mg q2w	210	204	205	208	202	203	203	204	207	206	203	199	202	197	197	195	165
Matching placebo to dupilumab 300 mg q2w	107	102	102	104	103	102	104	104	101	100	100	101	99	98	94	97	79
Dupilumab 300 mg q2w	218	214	208	206	208	208	209	209	201	202	203	201	201	203	202	192	172

Baseline blood eosinophils ≥ 300 cells/ μ L



Number of patients

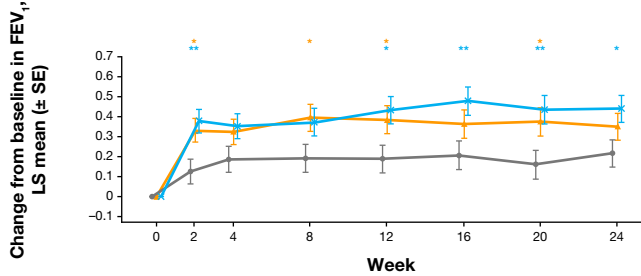
Placebo q2w	33	26	27	26	27	28	26	28
Dupilumab 200 mg q2w	25	25	25	23	23	23	23	23
Dupilumab 300 mg q2w	29	26	27	25	26	25	24	25



Number of patients

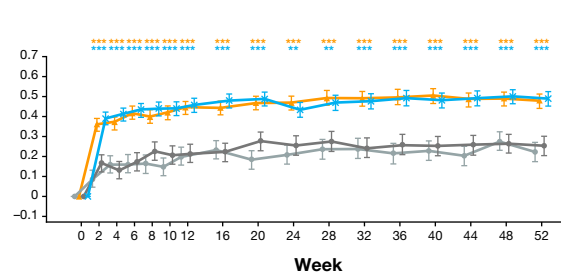
Matching placebo to dupilumab 200 mg q2w	68	68	66	65	65	66	66	66	65	63	61	61	62	61	61	51	
Dupilumab 200 mg q2w	134	129	131	133	131	129	129	131	133	131	129	128	128	127	128	125	104
Matching placebo to dupilumab 300 mg q2w	61	58	60	59	58	60	59	58	58	60	60	59	57	55	57	44	
Dupilumab 300 mg q2w	129	126	121	120	120	121	122	121	115	117	118	118	117	119	120	110	95

Baseline FeNO ≥ 25 ppb



Number of patients

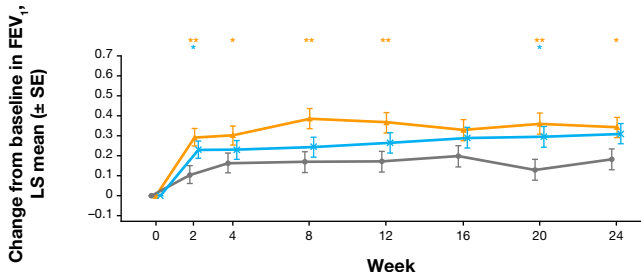
Placebo q2w	40	34	37	35	35	36	34	36
Dupilumab 200 mg q2w	37	37	37	35	34	33	34	34
Dupilumab 300 mg q2w	37	34	36	32	33	33	32	33



Number of patients

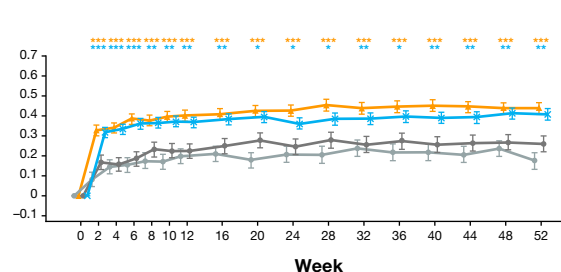
Matching placebo to dupilumab 200 mg q2w	84	83	80	79	81	80	82	80	80	80	75	76	78	75	77	75	65
Dupilumab 200 mg q2w	153	149	149	151	148	149	145	147	151	148	147	143	146	141	143	140	115
Matching placebo to dupilumab 300 mg q2w	81	79	77	79	78	80	79	77	77	75	77	79	76	74	74	76	65
Dupilumab 300 mg q2w	147	143	140	138	140	138	139	140	138	135	137	138	136	139	138	131	117

Baseline blood eosinophils ≥ 150 cells/ μ L or FeNO ≥ 25 ppb



Number of patients

Placebo q2w	66	58	60	58	58	60	55	57
Dupilumab 200 mg q2w	62	62	62	58	57	57	57	57
Dupilumab 300 mg q2w	65	62	62	57	60	59	58	58



Number of patients

Matching placebo to dupilumab 200 mg q2w	119	117	113	112	113	113	115	113	111	111	105	105	107	105	105	103	89
Dupilumab 200 mg q2w	237	231	231	234	228	229	229	230	233	231	228	223	227	220	222	219	184
Matching placebo to dupilumab 300 mg q2w	123	118	118	120	119	118	120	120	117	115	116	117	115	113	110	113	94
Dupilumab 300 mg q2w	241	237	231	229	231	230	232	232	223	223	225	223	223	225	224	212	192