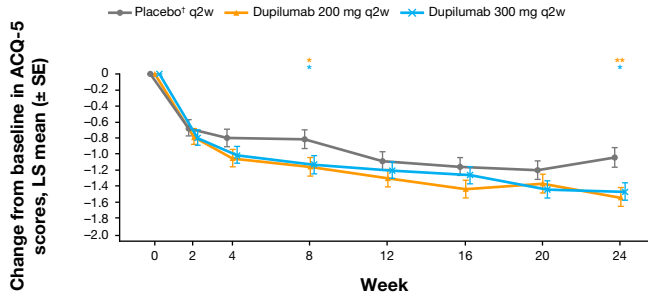


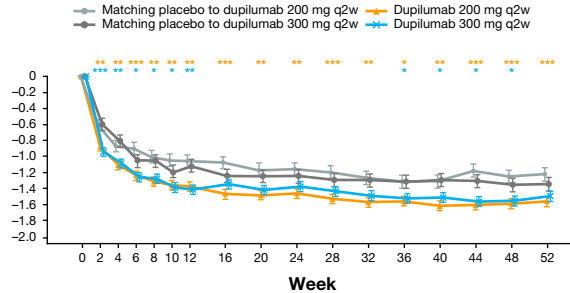
Dupilumab phase 2b study

Dupilumab phase 3 LIBERTY ASTHMA QUEST

High-dose ICS at baseline (ITT population)

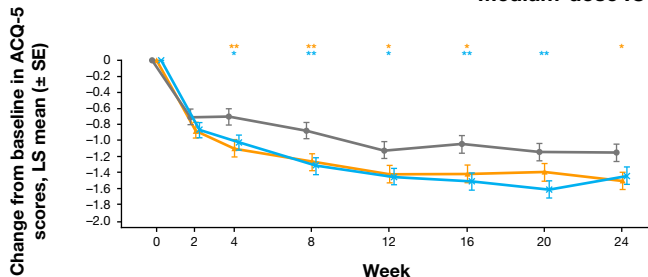


Number of patients	0	2	4	8	12	16	20	24
Placebo ^a q2w	77	70	68	57	58	64	60	53
Dupilumab 200 mg q2w	75	71	71	67	67	65	66	66
Dupilumab 300 mg q2w	79	74	70	70	74	74	71	75

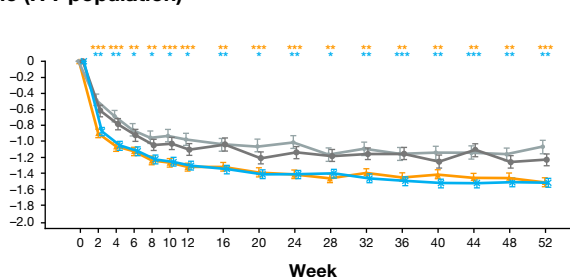


Number of patients	0	2	4	6	8	10	12	16	20	24	28	32	36	40	44	48	52
Matching placebo to dupilumab 200 mg q2w	172	166	165	163	167	163	164	160	164	162	160	158	158	157	160	153	133
Dupilumab 200 mg q2w	317	306	307	299	302	300	305	306	300	300	295	295	294	291	289	283	239
Matching placebo to dupilumab 300 mg q2w	167	160	159	161	160	158	163	158	153	151	158	151	155	152	151	148	132
Dupilumab 300 mg q2w	323	316	309	308	298	299	304	305	298	298	291	285	288	287	277	276	238

Medium-dose ICS at baseline (ITT population)



Number of patients	0	2	4	8	12	16	20	24
Placebo ^a q2w	78	69	72	68	70	71	66	71
Dupilumab 200 mg q2w	69	68	69	61	61	62	62	62
Dupilumab 300 mg q2w	74	68	71	64	68	68	67	67



Number of patients	0	2	4	6	8	10	12	16	20	24	28	32	36	40	44	48	52
Matching placebo to dupilumab 200 mg q2w	144	137	132	133	134	135	139	134	132	133	126	122	127	124	122	120	103
Dupilumab 200 mg q2w	310	291	289	297	290	294	297	288	296	290	289	281	289	275	280	275	231
Matching placebo to dupilumab 300 mg q2w	151	143	144	146	147	144	146	147	145	143	144	144	142	140	137	133	111
Dupilumab 300 mg q2w	303	292	289	287	288	288	292	291	281	280	283	277	279	278	271	268	238