

Supplementary Tables and Figures

Table S1: Representing different metabolites in 'BARI- 41'

Treatments	Organic/Fatty acids	Alkanes	Amines
Control	6-Fluoro-2-trifluoromethylbenzoic acid, 3-fluorophenyl ester Decanoic acid, 2-methyl- 6-Octadecenoic acid, methyl ester, (Z)- Hexadecanoic acid, 15-methyl-, methyl ester	Undecane	norepinephrine
LiCl (20 mM)	2-Methylheptanoic acid Cyclobutanecarboxylic acid, 1-cyclopentylethyl ester Butanoic acid, methyl ester	Nonane, 4,5-dimethyl- Butane, 2,2-dimethyl-	Norepinephrine
Mannitol (150 mM)	6-Fluoro-2-trifluoromethylbenzoic acid, 3-fluorophenyl ester Phthalic acid, cyclobutyl tridecyl ester 2-Methoxybenzoic acid, 2,3-dichlorophenyl ester Decanoic acid, 2-methyl- 9-Octadecenoic acid (Z)-, methyl ester Tridecanoic acid, methyl ester Benzoic acid, 4-methyl-, phenyl ester	Nonane, 4,5-dimethyl- Decane, 3,7-dimethyl- Butane, 2-bromo-2-methyl-	norepinephrine

Table S2: Representing different metabolites in 'BARI-41'

Treatments	Fatty Alcohol	Miscellaneous
Control	n-Tridecan-1-ol	Cyclohexasiloxane, dodecamethyl- Trisiloxane, 1,1,1,5,5,5-hexamethyl-3,3-bis[(trimethylsilyl)oxy]- 1-Undecyne
LiCl (20 mM)	(S)-(+)-5-Methyl-1-heptanol (SS)- or (RR)-2,3-hexanediol	Cyclohexasiloxane, dodecamethyl- Cycloheptasiloxane, tetradecamethyl-
Mannitol (150 mM)	(S)-(+)-5-Methyl-1-heptanol (SS)- or (RR)-2,3-hexanediol	Cyclohexasiloxane, dodecamethyl- Cycloheptasiloxane, tetradecamethyl- 1,3-Dioxolane, 2-(1-bromoethyl)- 1,1'-Bicyclopropyl, 2,2,2',2'-tetramethyl-

Table S3: Representing different metabolites in 'Spunta'

Treatment	Organic/Fatty acids	Amines	Fatty Alcohol
Control	6-Octadecenoic acid, methyl ester, (Z)- Hexadecanoic acid, 15-methyl-, methyl ester	norepinephrine Furazano[3,4-b]pyrazin-5-ol, 6-amino-	1-Undecanol
LiCl (20 mM)	Trichloroacetic acid, undecyl ester Tridecanoic acid, methyl ester 9,12,15-Octadecatrienoic acid, 2,3-dihydroxypropyl ester, (Z,Z,Z)- Tetradecanoic acid, 12-methyl-, methyl ester, (S)- Hexanedioic acid, mono(2-ethylhexyl)ester Tridecanedioic acid, dimethyl ester Diisooctyl phthalate	Tryptamine norepinephrine	N-tridecanol 1-Dodecanol (S)-(+)-5-Methyl-1-heptanol (SS)- or (RR)-2,3-hexanediol

Mannitol (150 mM)	Tridecanoic acid, methyl ester 17-Octadecynoic acid, methyl ester Hexanedioic acid, bis(2-ethylhexyl) ester Acetic acid, cesium salt Diisooctyl phthalate	Ethyl aminomethylformimidate	Nonane, 1-iodo- 4,4-Dimethyl-2-pentanol, trimethylsilyl ether 4-Dodecanol
-------------------	---	------------------------------	--

Table S4: Representing different metabolites in 'Spunta'

Treatment	Miscellaneous	Sugars	Terpenes
Control	Cyclohexasiloxane, dodecamethyl- Cycloheptasiloxane, tetradecamethyl- Undecane Decane, 3,7-dimethyl-		
LiCl (20 mM)	Trisiloxane, 1,1,1,5,5,5-hexamethyl-3,3-bis[(trimethylsilyl)oxy]- Cyclohexanol, 5-methyl-2-(1-methylethyl)-, [1S-(1.alpha.,2.beta.,5.beta.)]- Nonane, 4,5-dimethyl-	Trehalose	Bicyclo[5.3.0]decane
Mannitol (150 mM)	Cyclohexasiloxane, dodecamethyl- Trisiloxane, 1,1,1,5,5,5-hexamethyl-3,3-bis[(trimethylsilyl)oxy]- Silane, [(1,1-dimethyl-2-propenyl)oxy]dimethyl- 4H-Pyran-4-one 3,4-Dimethyl-1-dimethyl(trimethylsilylmethyl) silyloxycyclohexane Nonane, 4,5-dimethyl-		

Table S5: Metabolites detected in shoots

Compounds	'BARI-41'			'Spunta'		
	Control	LiCl 20 mM	Mannitol 150 mM	Control	LiCl 20 mM)	Mannitol 150 mM
Undecane	497452	0	0	464319	0	0
N-(Trifluoroacetyl)-N,O,O'- tetrakis(trimethylsilyl)norepinephrine	33340	18946	9202	20399	0	0
Cyclohexasiloxane, dodecamethyl-	40951	110517	54819	92309	0	47347
Trisiloxane, 1,1,1,5,5,5-hexamethyl-3,3-bis[(trimethylsilyloxy)- 6-Fluoro-2-trifluoromethylbenzoic acid, 3-fluorophenyl ester	34031	0	0	0	36395	39232
n-Tridecan-1-ol	9362	0	4828	0	0	0
Decanoic acid, 2-methyl-	168079	0	0	0	89703	0
1-Undecyne	76880	0	41994	0	0	0
6-Octadecenoic acid, methyl ester, (Z)-	12619	0	0	0	0	0
Hexadecanoic acid, 15-methyl-, methyl ester	68646	0	0	54661	0	0
Furazano[3,4-b]pyrazin-5-ol, 6-amino-	58901	0	0	37909	0	0
Decane, 3,7-dimethyl-	0	0	0	6956	0	0
Cycloheptasiloxane, tetradecamethyl-	0	0	49538	37761	0	0
1-Undecanol	0	106222	53231	98721	0	0
Nonane, 4,5-dimethyl-	0	0	0	71714	82503	0
Butane, 2,2-dimethyl-	0	145176	458644	0	460415	430874
(S)-(+)-5-Methyl-1-heptanol	0	9526	0	0	0	0
(SS)- or (RR)-2,3-hexanediol	0	45750	38949	0	0	0
2-Methylheptanoic acid	0	5634	6599	0	0	0
Cyclobutanecarboxylic acid, 1-cyclopentylethyl ester	0	19725	0	0	0	0
Butanoic acid, methyl ester	0	15880	0	0	0	0
Phthalic acid, cyclobutyl tridecyl ester	0	10909	0	0	0	0
2-Methoxybenzoic acid, 2,3-dichlorophenyl ester	0	0	7536	0	0	0
1,3-Dioxolane, 2-(1-bromoethyl)-	0	0	2065	0	0	0
	0	0	7666	0	0	0

1,1'-Bicyclopropyl, 2,2,2',2'-tetramethyl-	0	0	18756	0	0	0
9-Octadecenoic acid (Z)-, methyl ester	0	0	51755	0	0	0
Butane, 2-bromo-2-methyl-	0	0	4821	0	0	0
Tridecanoic acid, methyl ester	0	0	25987	0	54120	35338
Benzoic acid, 4-methyl-, phenyl ester	0	0	11695	0	0	0
Trehalose	0	0	0	0	1475711	0
Trichloroacetic acid, undecyl ester	0	0	0	0	147878	0
Tryptamine	0	0	0	0	42685	0
1-Dodecanol	0	0	0	0	82503	0
Bicyclo[5.3.0]decane	0	0	0	0	64316	0
9,12,15-Octadecatrienoic acid, 2,3-dihydroxypropyl ester, (Z,Z,Z)-	0	0	0	0	107307	0
Cyclohexanol, 5-methyl-2-(1-methylethyl)-, [1S-(1.alpha.,2.beta.,5.beta.)]-	0	0	0	0	49854	0
Tetradecanoic acid, 12-methyl-, methyl ester, (S)-	0	0	0	0	38564	0
Hexanedioic acid, mono(2-ethylhexyl)ester	0	0	0	0	68447	0
Tridecanedioic acid, dimethyl ester	0	0	0	0	42560	0
Diisooctyl phthalate	0	0	0	0	289982	59630
Nonane, 1-iodo-	0	0	0	0	0	33278
Silane, [(1,1-dimethyl-2-propenyl)oxy]dimethyl-	0	0	0	0	0	14058
4,4-Dimethyl-2-pentanol, trimethylsilyl ether	0	0	0	0	0	14596
4-Dodecanol	0	0	0	0	0	23205
17-Octadecynoic acid, methyl ester	0	0	0	0	0	36054
Ethyl aminomethylformimidate	0	0	0	0	0	19375
Hexanedioic acid, bis(2-ethylhexyl) ester	0	0	0	0	0	15297
4H-Pyran-4-one	0	0	0	0	0	14302
Acetic acid, cesium salt	0	0	0	0	0	26807
3,4-Dimethyl-1-dimethyl(trimethylsilylmethyl)silyloxycyclohexane	0	0	0	0	0	10199

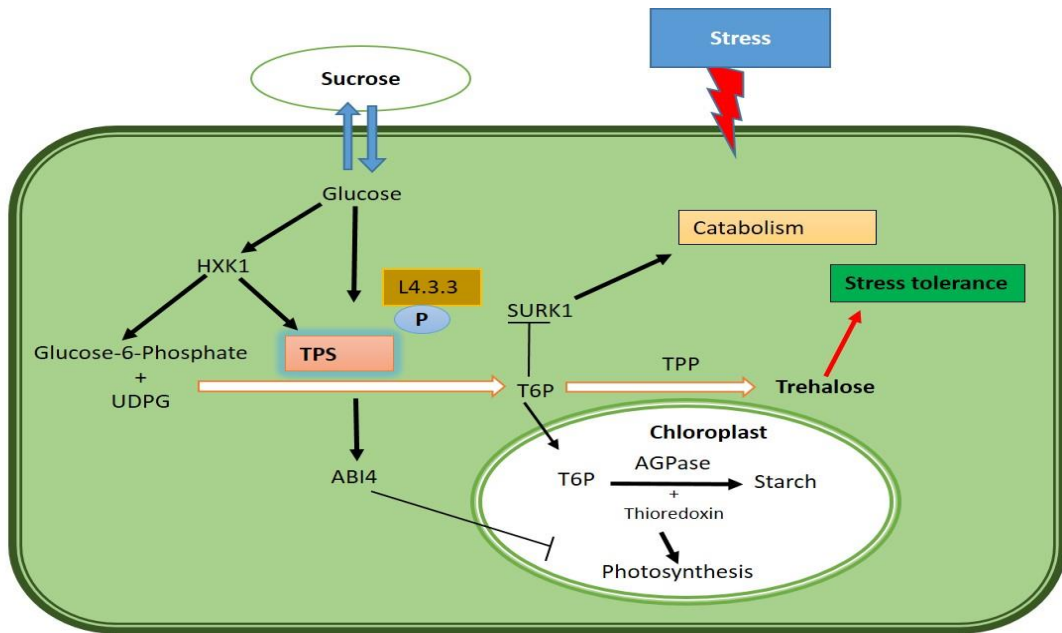
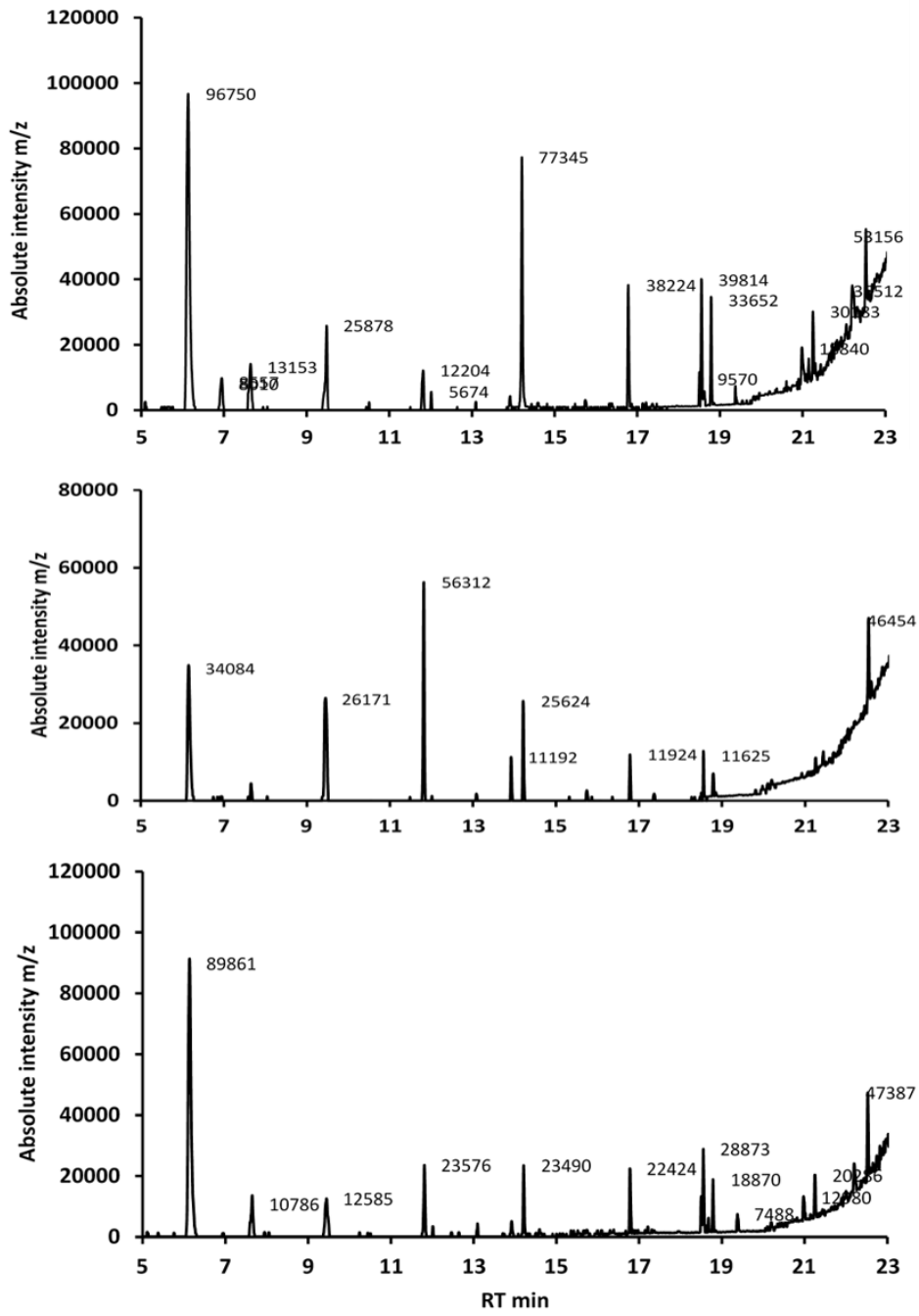


Figure S1: Trehalose pathway role in eukaryotes. Trehalose-6-phosphate (T6P) control sugar metabolism and plant development. Trehalose and glucose are also responsible for many signaling and regulatory pathways and integrate external cues to adapt cells to abiotic stress, growth and development The diagram is adapted from [103]. Metabolites detected in shoots



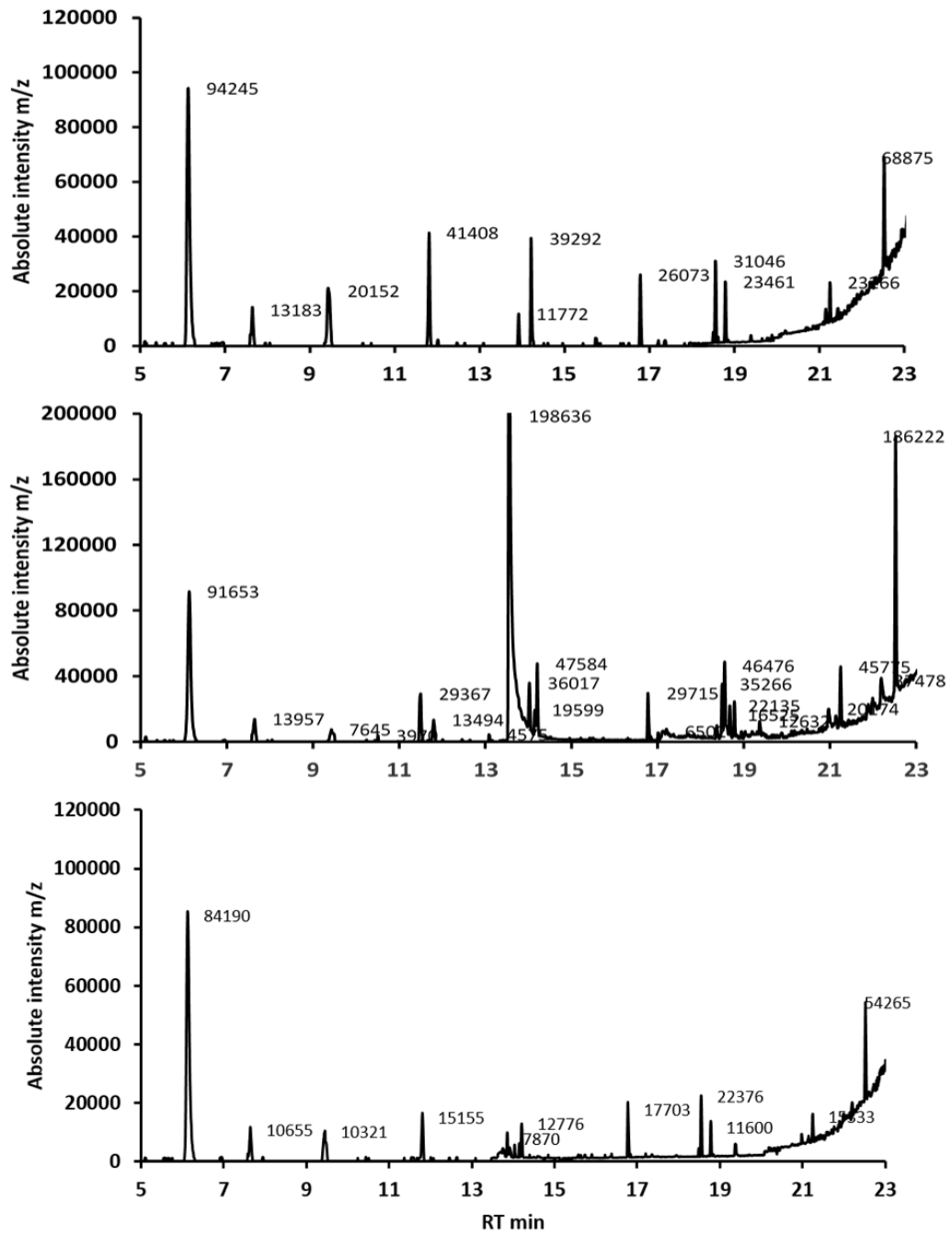


Figure S3. GC-MS chromatography absolute intensity readings of cv. 'Spunta'. Control (top), LiCl 20mM (middle), Mannitol 150 mM (bottom)