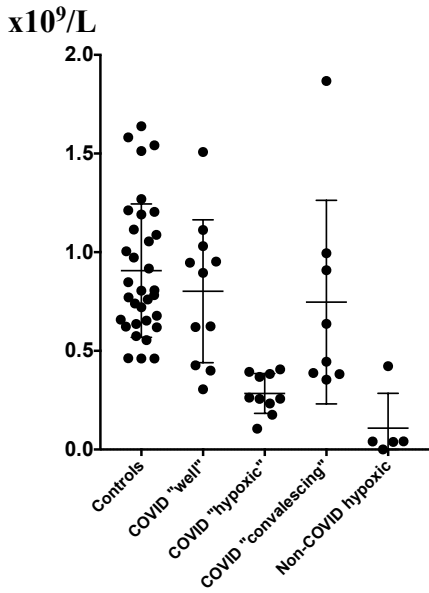
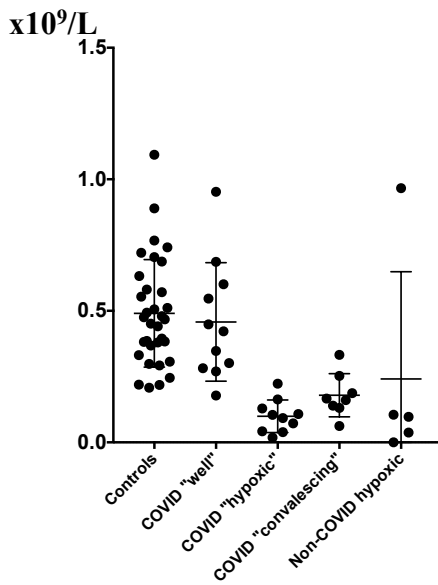


Supplementary Material: T cell subsets in each patient group

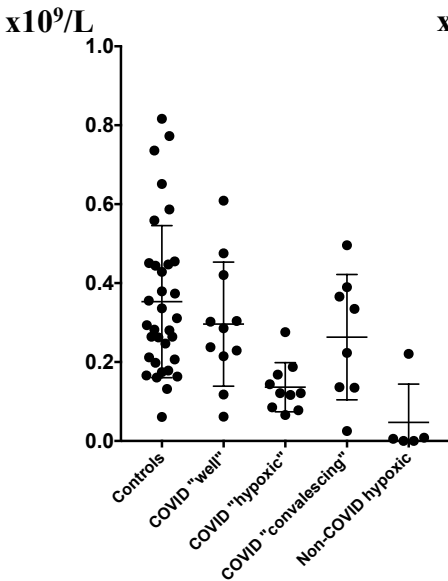
CD3⁺CD4⁺ T cells



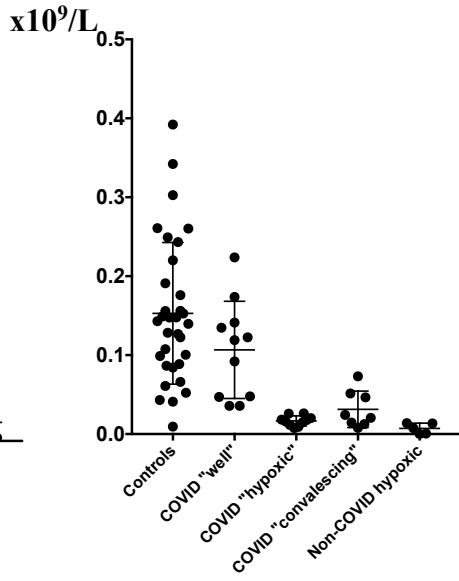
CD3⁺CD8⁺ T cells



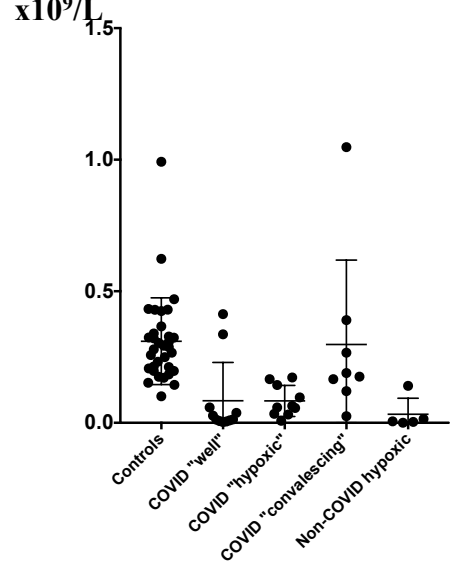
CD4⁺ Naïve T cells



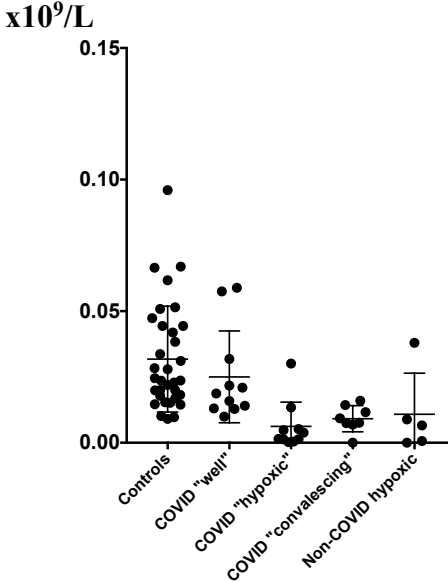
CD8⁺ Naïve T cells



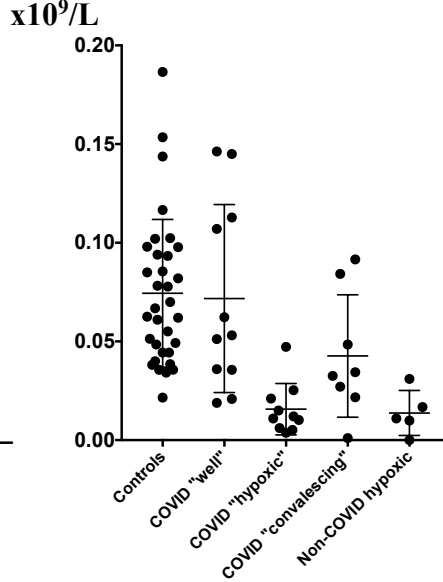
CD4⁺ Central Memory T cells



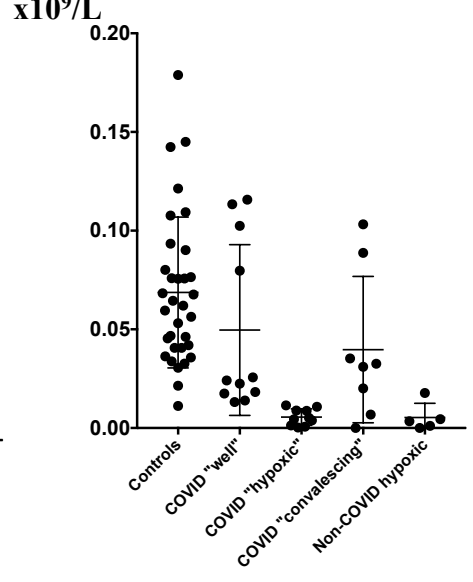
CD8⁺ Central Memory T cells



PD1⁺ T helper cells



PD1⁻ T helper cells



Absolute numbers of the indicated T cell subpopulations in each patient group using the Duraclone IM T Subset antibody panel (Beckman Coulter, B53328)

CD4⁺ Naïve T cells CD3⁺CD4⁺CD27⁺CD197⁺CD45RA⁺, CD8⁺ Naïve T cells CD3⁺CD8⁺CD27⁺CD197⁺CD45RA⁺, CD4⁺ Central Memory T cells CD3⁺CD4⁺CD27⁺CD197⁺CD45RA⁻, CD8⁺ Central Memory T cells CD3⁺CD8⁺CD27⁺CD197⁺CD45RA⁻, PD1⁺ T helper cells CD3⁺CD4⁺CD197^{lo}CD279⁺CD45RA⁻, PD1⁻ T helper cells CD3⁺CD4⁺CD197^{lo}CD279⁻CD45RA⁻