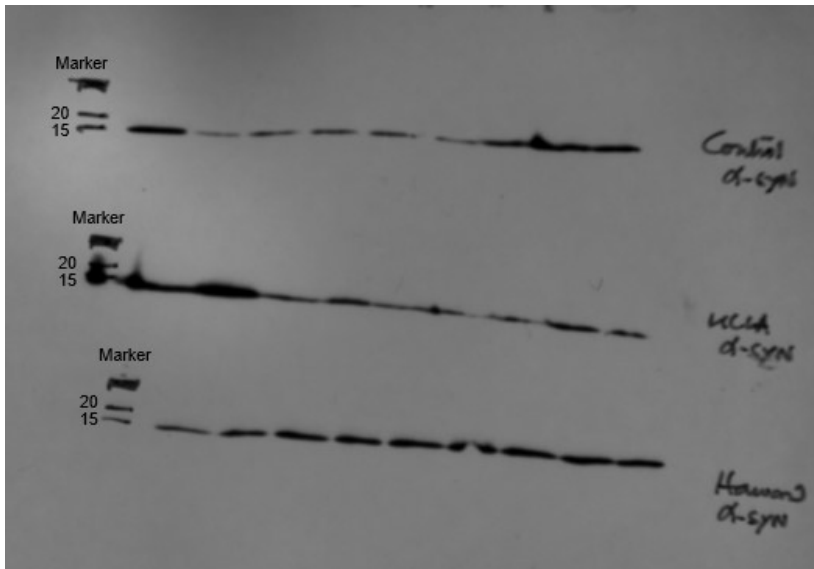



Figure 2A



α -synuclein;
Samples C1-C9


α -synuclein;
Samples P1-P9

α -synuclein;
Samples 1-9



β -actin
Samples C1-C9

β -actin
Samples 1-9



β -actin;
Samples P1-P9