

Supporting Information

**Water Content of Polyelectrolyte Multilayer Films
Measured by Quartz Crystal Microbalance and
Deuterium Oxide Exchange**

Joshua Kittle^{1,}, Jacob Levin¹, Nestor Levin¹*

¹ Department of Chemistry, United States Air Force Academy, 2355 Fairchild Drive, 80840

Colorado Springs, Colorado, United States; Joshua.Kittle@afacademy.af.edu (J.K.);

C21Jacob.Levin@afacademy.af.edu (J.L.); C22Nestor.Levin@afacademy.af.edu (N.L.)

***To whom correspondences should be addressed:** Joshua.Kittle@afacademy.af.edu

Provided Supporting Information

I. Representative QCM Data for PAH/PSS Adsorption and D₂O Solvent Exchange

Figure S1: Representative frequency shift data ($n = 5$) for the adsorption of a one-layer PAH film, followed by D₂O solvent exchange.

Figure S2: Representative frequency shift data ($n = 5$) for the adsorption of a two-layer PAH/PSS film, followed by D₂O solvent exchange.

Figure S3: Representative frequency shift data ($n = 5$) for the adsorption of a three-layer PAH/PSS film, followed by D₂O solvent exchange.

Figure S4: Representative frequency shift data ($n = 5$) for the adsorption of a four-layer PAH/PSS film, followed by D₂O solvent exchange.

Figure S5: Representative frequency shift data ($n = 5$) for the adsorption of a five-layer PAH/PSS film, followed by D₂O solvent exchange.

Figure S6: Representative frequency shift data ($n = 5$) for the adsorption of a six-layer PAH/PSS film, followed by D₂O solvent exchange.

Figure S7: Representative frequency shift data ($n = 5$) for the adsorption of a seven-layer PAH/PSS film, followed by D₂O solvent exchange.

Figure S8: Representative frequency shift data ($n = 5$) for the adsorption of an eight-layer PAH/PSS film, followed by D₂O solvent exchange.

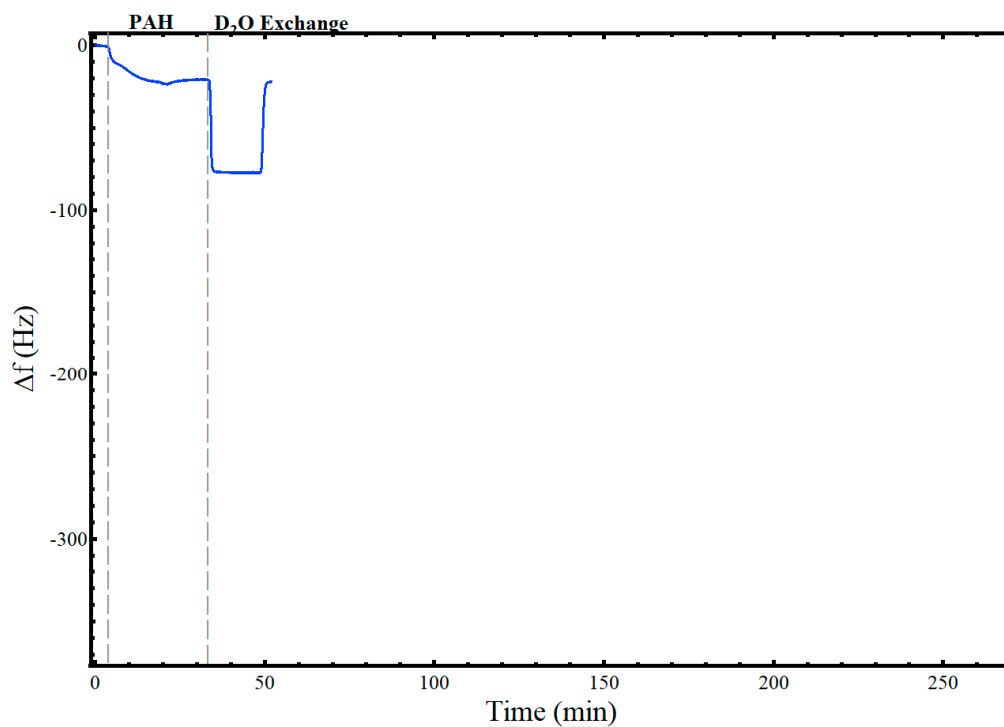


Figure S1: Representative frequency shift data ($n = 5$) for the adsorption of a one-layer PAH film, followed by D₂O solvent exchange.

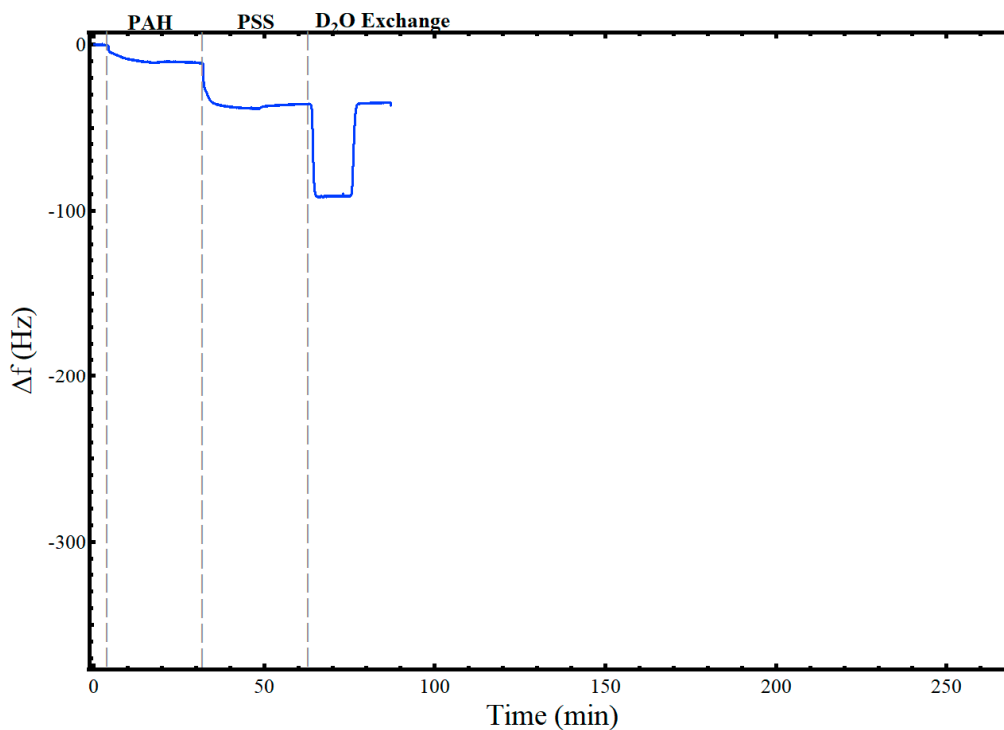


Figure S2: Representative frequency shift data ($n = 5$) for the adsorption of a two-layer PAH/PSS film, followed by D₂O solvent exchange.

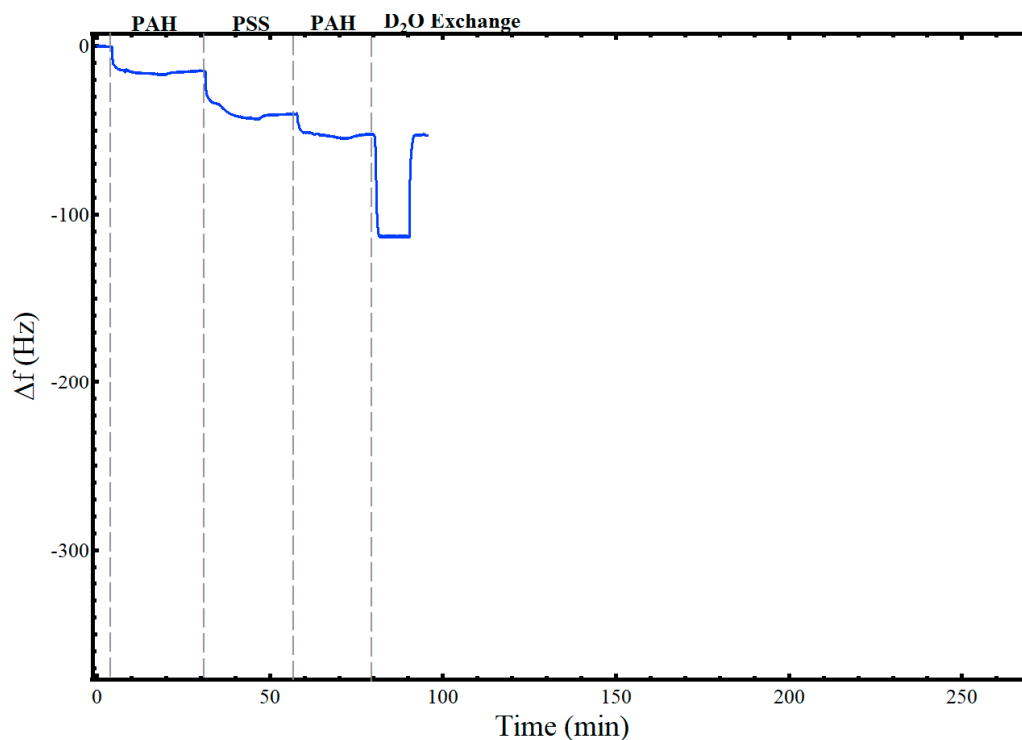


Figure S3: Representative frequency shift data ($n = 5$) for the adsorption of a three-layer PAH/PSS film, followed by D₂O solvent exchange.

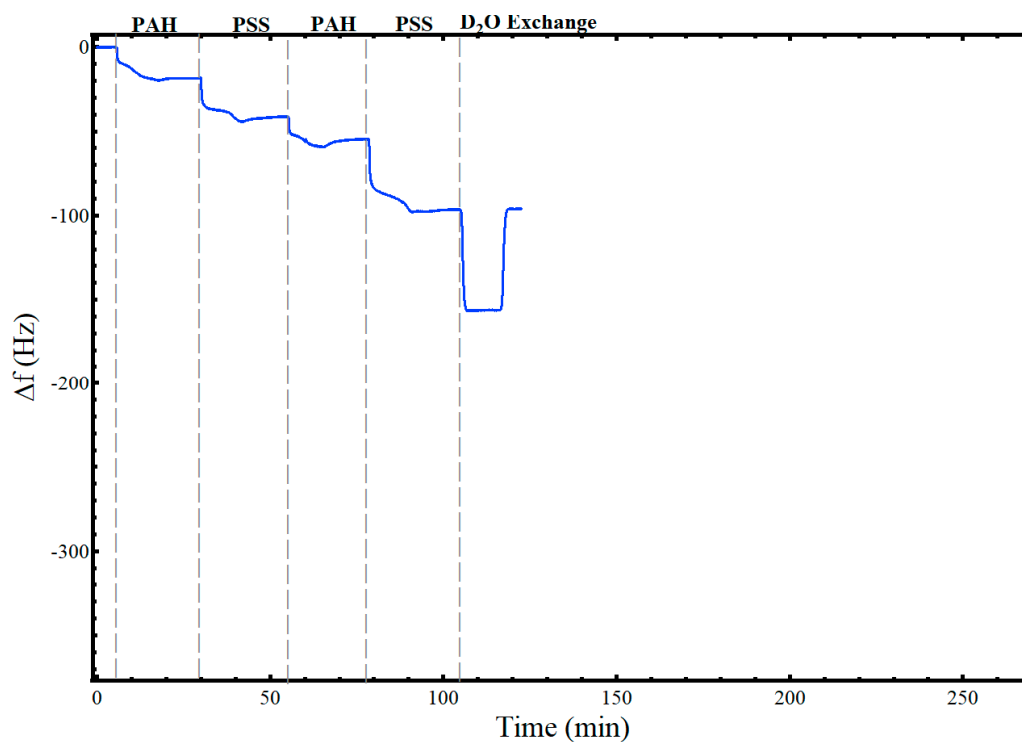


Figure S4: Representative frequency shift data ($n = 5$) for the adsorption of a four-layer PAH/PSS film, followed by D₂O solvent exchange.

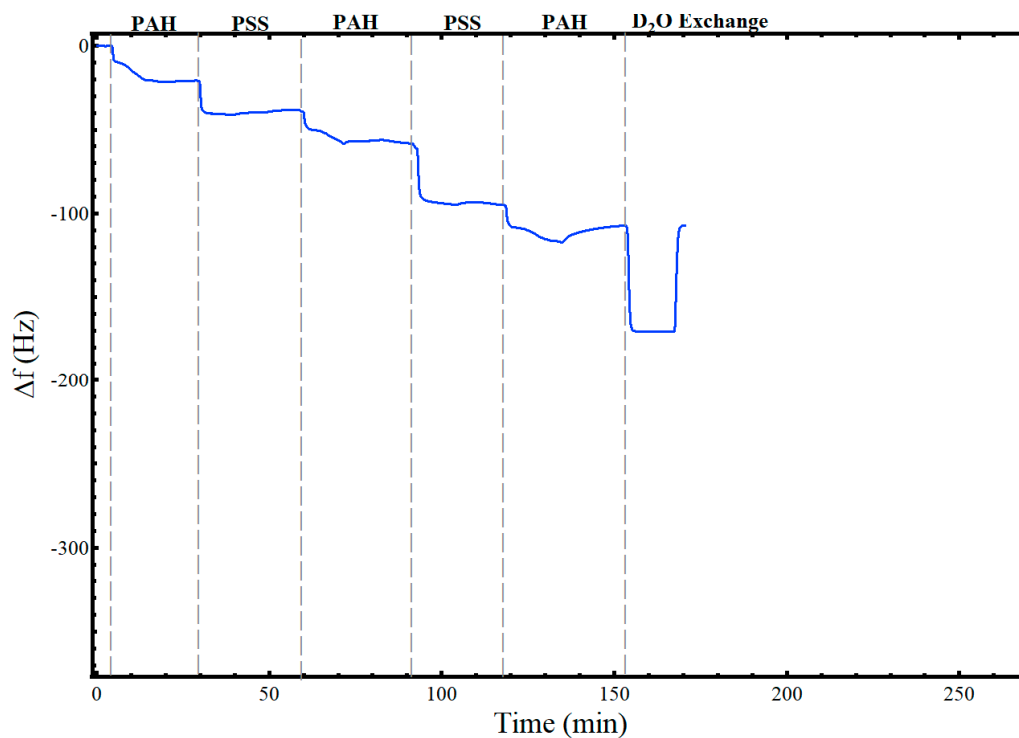


Figure S5: Representative frequency shift data ($n = 5$) for the adsorption of a five-layer PAH/PSS film, followed by D₂O solvent exchange.

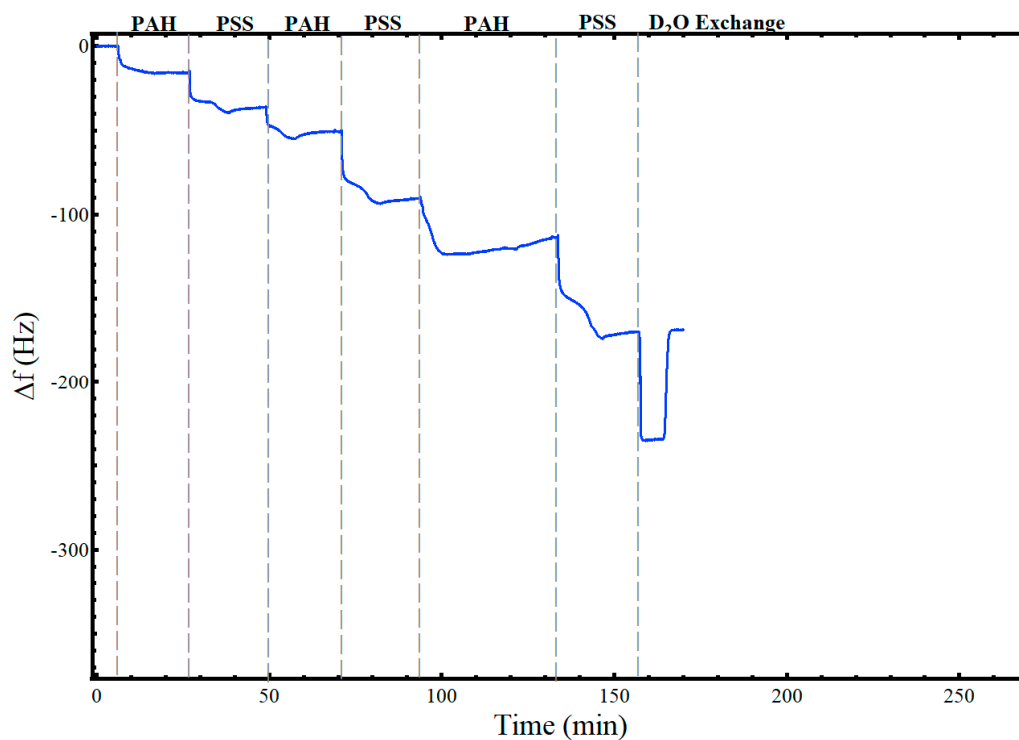


Figure S6: Representative frequency shift data ($n = 5$) for the adsorption of a six-layer PAH/PSS film, followed by D₂O solvent exchange.

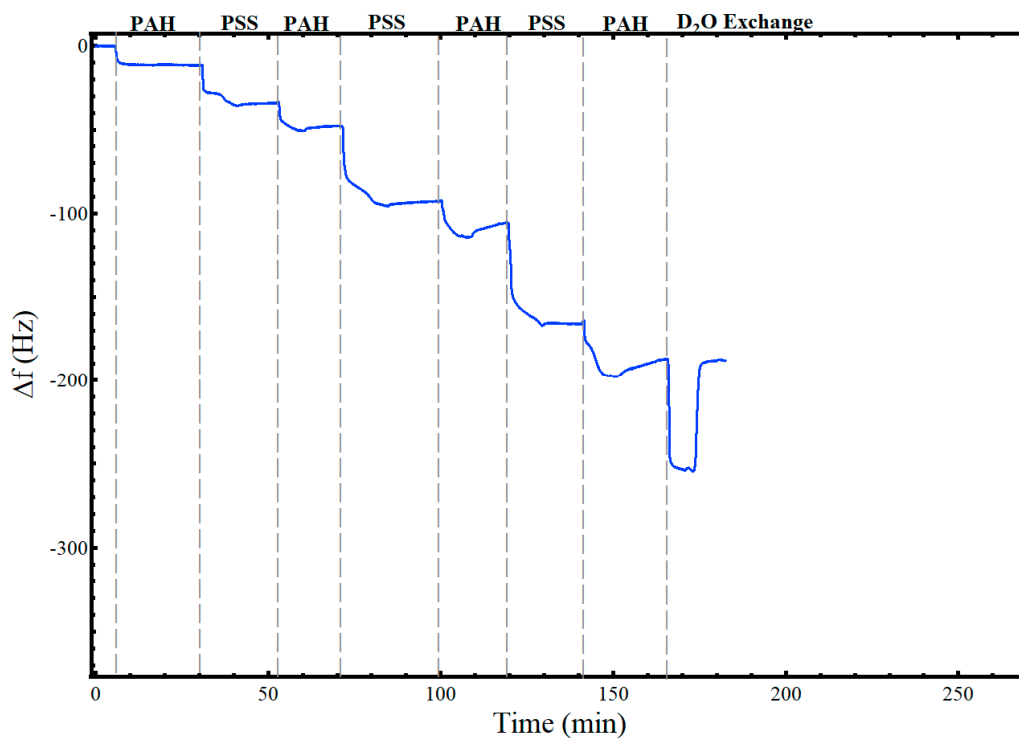


Figure S7: Representative frequency shift data ($n = 5$) for the adsorption of a seven-layer PAH/PSS film, followed by D₂O solvent exchange.

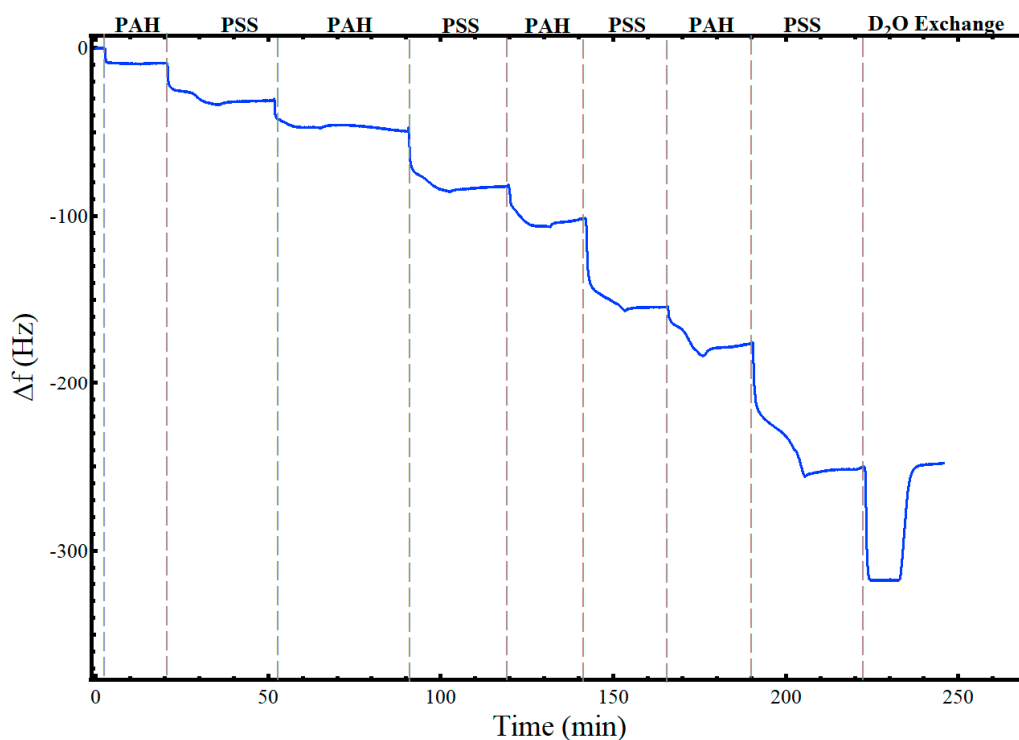


Figure S8: Representative frequency shift data ($n = 5$) for the adsorption of an eight-layer PAH/PSS film, followed by D₂O solvent exchange.