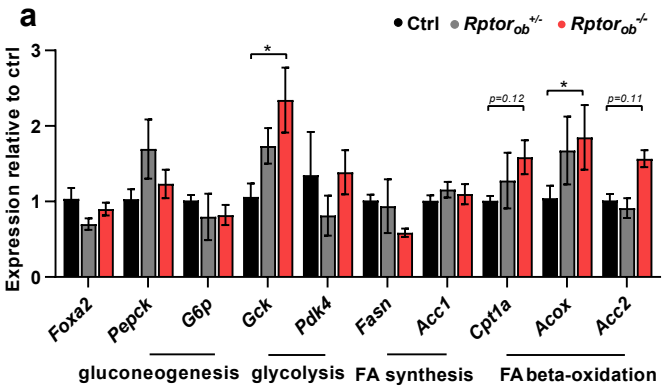
a
Ctrl
Rptor_ob+/-
Rptor_ob-/-
Expression relative to ctrl
0
1
2
3
*
p=0.12
*
p=0.11
Foxa2
Pepck
G6p
Gck
Pdk4
Fasn
Acc1
Cpt1a
Acox
Acc2
gluconeogenesis
glycolysis
FA synthesis
FA beta-oxidation

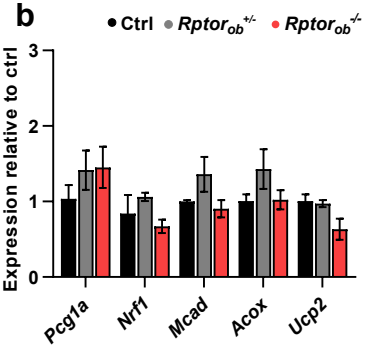
b
Ctrl
Rptor_ob+/-
Rptor_ob-/-
Expression relative to ctrl
0
1
2
3
Pcg1a
Nrf1
Mcad
Acox
Ucp2

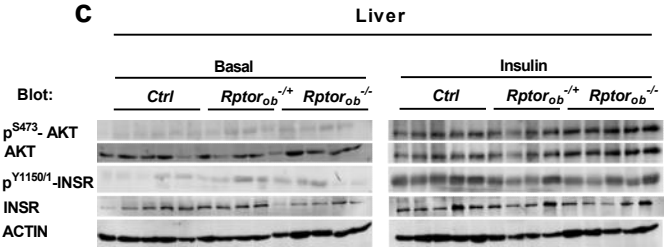
c
Liver
Basal
Insulin
Blot:
Ctrl
Rptor_ob-/+
Rptor_ob-/-
Ctrl
Rptor_ob-/+
Rptor_ob-/-
pS473- AKT
AKT
pY1150/1-INSR
INSR
ACTIN

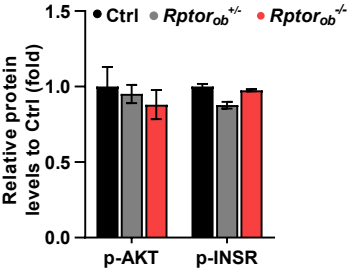
Ctrl
Rptor_ob+/-
Rptor_ob-/-
Relative protein levels to Ctrl (fold)
0.0
0.5
1.0
1.5
p-AKT
p-INSR

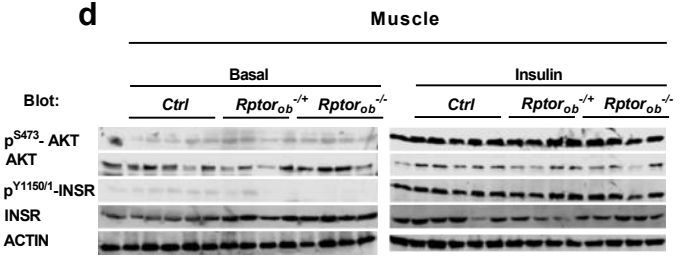
d
Muscle
Basal
Insulin
Blot:
Ctrl
Rptor_ob-/+
Rptor_ob-/-
Ctrl
Rptor_ob-/+
Rptor_ob-/-
pS473- AKT
AKT
pY1150/1-INSR
INSR
ACTIN

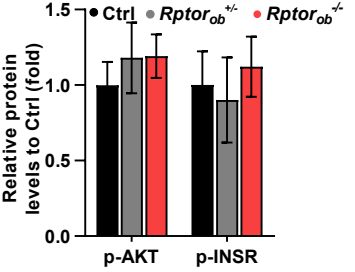
Ctrl
Rptor_ob+/-
Rptor_ob-/-
Relative protein levels to Ctrl (fold)
0.0
0.5
1.0
1.5
p-AKT
p-INSR