

Supplemental Table 1: Inequality in coverages and opportunity gaps of nutrition interventions and their respective service delivery platforms in India, 2006 and 2016, by wealth quintile and age group

Period	Age group	Indicators	2006						2016					
			Q1	Q2	Q3	Q4	Q5	SII	Q1	Q2	Q3	Q4	Q5	SII
During pregnancy	15-19y	Early ANC	32.1	46.2	62.4	84.2	69.4	49.3***	44.1	59.4	64.0	68.9	75.0	33.5***
		IFA 100+	7.6	12.8	19.2	32.4	24.7	20.1***	16.7	28.1	31.6	35.7	42.4	26.4***
		Gaps early ANC: IFA 100+	24.2	33.6	43.2	51.3	43.5	28.8***	27.3	31.3	32.4	33.7	32.9	20.7***
	20-24y	Early ANC	39.0	59.3	71.1	80.1	83.2	58.6***	47.3	61.1	68.5	71.2	78.2	34.2***
		IFA 100+	9.4	18.7	27.5	33.8	47.1	40.5***	18.3	29.9	33.9	39.1	45.3	29.8***
		Gaps early ANC: IFA 100+	29.5	40.1	43.0	45.8	35.5	20.0***	28.9	31.1	34.5	31.8	32.8	7.9***
	25-49y	Early ANC	49.6	66.6	77.4	85.0	92.0	52.4***	48.8	62.9	69.7	75.7	80.9	33.6***
		IFA 100+	15.4	30.6	40.1	48.0	50.1	43.8***	21.7	36.6	42.1	47.5	53.5	33.3***
		Gaps early ANC: IFA 100+	33.9	35.2	37.1	36.8	41.8	4.8	26.9	26.2	27.5	27.9	27.3	-2.9
	15-19y	ANC4+	20.8	42.3	48.5	77.3	65.3	53.0***	37.5	60.9	63.5	66.1	67.1	37.3***
		Deworming	3.2	3.8	6.5	9.0	1.9	4.1	13.6	18.5	17.7	18.9	26.0	8.8**
		Gaps ANC 4+: Deworming	17.6	38.3	42.1	67.8	63.5	53.7***	23.8	42.3	45.7	47.7	40.7	27.4***
	20-24y	ANC4+	28.3	53.4	68.5	79.2	85.2	70.3***	34.0	54.1	64.6	68.5	72.5	44.1***
		Deworming	2.5	3.7	5.7	5.6	8.6	6.5***	13.1	19.4	20.7	21.1	21.3	9.3***
		Gaps ANC 4+: Deworming	25.7	49.4	62.4	73.4	76.4	64.3***	20.8	34.7	43.8	47.5	51.1	33.3***
	25-49y	ANC4+	41.6	65.0	78.4	89.1	88.9	58.5***	38.5	58.9	67.4	74.3	78.6	39.4***
		Deworming	3.5	6.4	8.1	6.8	5.2	1.7	15.6	24.0	23.9	24.9	23.0	4.4**
		Gaps ANC 4+: Deworming	36.9	58.3	70.1	81.9	83.6	55.1***	22.9	34.9	43.5	49.5	55.5	30.7***
	15-19y	THR	20.8	24.4	15.9	14.8	1.1	-5.1	56.0	65.8	61.1	56.1	38.9	-4.4
		Nutrition counseling	8.3	12.9	6.5	11.0	0.0	2.3	38.3	50.6	46.4	45.3	31.6	4.6
		Gaps THR: Nutrition counseling	12.5	11.5	9.5	3.8	1.1	-9.1*	17.7	15.2	14.6	10.9	7.3	-10.2***
20-24y	THR	25.8	24.2	17.2	9.9	5.8	-24.1***	57.2	63.5	60.8	53.1	41.4	-17.2***	
	Nutrition counseling	14.6	12.4	10.3	5.9	2.8	-13.8***	39.6	48.6	48.9	42.7	33.1	-6.1***	
	Gaps THR: Nutrition counseling	11.2	11.8	6.9	4.1	3.0	-13.3***	17.7	15.0	11.9	10.5	8.3	-10.7***	
25-49y	THR	24.6	21.3	13.5	6.7	3.1	-30.1***	58.4	63.2	53.7	41.5	31.2	-40.7***	
	Nutrition counseling	13.9	14.3	7.7	4.1	1.8	-18.7***	40.4	48.9	43.0	34.0	24.9	-27.9***	
	Gaps THR: Nutrition counseling	10.6	7.0	5.8	2.6	1.3	-14.5***	18.0	14.3	10.7	7.5	6.3	-14.6***	
During delivery	15-19y	Institutional delivery	29.6	50.3	72.4	86.9	87.7	63.0***	78.5	86.5	89.7	95.2	98.6	22.5***
		EIBF	16.2	27.7	23.1	30.8	34.2	20.0***	42.2	45.4	42.6	41.9	44.9	0.5
		Gaps Institutional delivery: EIBF	12.2	25.4	47.7	54.0	52.8	36.2***	36.6	42.1	47.5	52.5	53.8	8.1*
	20-24y	Institutional delivery	37.7	61.0	75.6	85.6	91.6	68.0***	77.8	88.0	92.4	95.1	97.0	22.7***
		EIBF	24.6	27.8	31.4	28.0	25.7	5.4	39.8	43.0	44.6	43.3	41.7	2.8

		Gaps Institutional delivery: EIBF	13.8	33.9	43.7	58.0	67.4	39.0***	39.3	45.9	48.6	52.3	55.9	4.6*
	25-49y	Institutional delivery	51.1	73.6	83.4	92.7	96.5	57.6***	78.4	90.6	94.9	97.3	98.9	21.8***
		EIBF	27.2	29.5	33.4	37.1	30.6	6.6	39.1	47.0	44.2	42.6	42.8	-0.2
		Gaps Institutional delivery: EIBF	26.9	44.7	51.6	54.9	66.6	29.5***	41.7	44.0	52.0	55.0	56.5	5.9*
During lactation	15-19y	THR	15.6	15.8	11.2	6.8	3.9	-7.7	50.8	55.5	53.6	45.7	32.5	-8.2*
		Nutrition counseling	5.7	8.3	7.3	4.2	2.5	2.2	33.2	41.1	38.5	36.9	25.1	1.1
		Gaps THR: Nutrition counseling	9.9	7.4	3.9	2.5	1.3	-8.9*	17.5	14.3	15.1	8.9	7.4	-7.9**
	20-24y	THR	20.3	17.3	12.3	7.3	3.9	-20.6***	52.5	57.4	55.0	47.8	37.2	-16.5***
		Nutrition counseling	10.4	8.3	6.2	4.4	2.6	-10.1***	34.4	42.9	43.3	38.7	29.9	-3.7*
		Gaps THR: Nutrition counseling	9.9	9.0	6.1	2.9	1.3	-12.2***	18.1	14.4	11.7	9.2	7.3	-12.4***
	25-49y	THR	22.6	17.6	11.5	3.0	2.5	-30.3***	54.0	58.6	48.2	39.1	27.9	-38.5***
		Nutrition counseling	11.6	10.8	4.9	2.6	0.9	-16.8***	36.8	44.9	38.0	32.4	22.4	-25.5***
		Gaps THR: Nutrition counseling	11.0	6.7	6.6	0.5	1.6	-14.4***	17.2	13.8	10.2	6.7	5.5	-12.7***
During childhood	15-19y	Weight measurement	13.2	16.5	16.1	12.8	6.4	3.4	43.4	52.8	46.9	43.7	39.6	-1.0
		Weight counseling	6.7	6.6	9.0	9.4	6.4	2.3	25.7	34.6	27.0	30.2	23.7	0.9
		Gaps Weight: Weight counseling	6.5	9.9	7.1	3.4	0.0	1.2	17.7	18.3	19.9	13.5	15.9	-1.9
	20-24y	Weight measurement	21.2	20.2	16.4	7.8	6.4	-18.3***	45.5	54.1	52.6	47.8	39.7	-6.4***
		Weight counseling	12.0	10.4	7.9	4.1	2.6	-12.1***	28.3	35.8	35.9	31.2	26.1	-2.6
		Gaps Weight: Weight counseling	9.2	9.8	8.5	3.8	3.8	-6.5***	17.2	18.3	16.7	16.6	13.7	-3.8***
	25-49y	Weight measurement	19.2	24.6	13.8	6.0	4.3	-24.8***	48.2	53.3	48.3	41.2	29.7	-29.6***
		Weight counseling	11.0	11.9	7.8	3.2	2.3	-13.9***	28.4	35.5	32.7	27.7	18.9	-18.8***
		Gaps Weight: Weight counseling	8.2	12.7	6.0	2.8	2.0	-11.4***	19.8	17.8	15.6	13.5	10.8	-11.0***
	15-19y	ORS	13.8	23.4	27.0	25.6	58.7	25.8*	37.4	48.4	37.5	36.9	60.1	6.9
		Zinc	0.0	0.0	0.0	0.0	0.0	0	18.4	16.8	12.8	23.9	38.0	7.2
		Gaps ORS: Zinc	13.8	23.4	26.9	25.6	58.7	25.8*	18.3	31.0	25.1	12.6	22.1	-2.5
	20-24y	ORS	23.5	22.7	32.7	36.3	62.8	31.6***	43.4	49.1	57.6	55.0	61.3	20.8***
		Zinc	0.2	0.6	0.0	0.0	0.0	-0.2	17.5	19.3	21.7	20.1	22.4	5.3
		Gaps ORS: Zinc	23.3	22.1	32.2	36.3	62.8	31.1***	25.1	29.9	35.6	35.0	38.2	10.3**
	25-49y	ORS	24.7	42.2	43.5	64.5	57.7	48.7***	49.5	54.4	56.5	59.0	65.8	19.1***
		Zinc	0.0	0.0	0.0	7.2	0.0	5.3	21.0	20.9	22.0	26.6	30.6	13.7**
		Gaps ORS: Zinc	24.7	42.2	45.2	57.3	57.7	46.2**	26.3	33.1	33.0	32.3	35.0	3.2

ANC: antenatal care; IFA: iron folic acid; EIBF: Early initiation of breastfeeding; ORS: Oral Rehydration Salts Solutions; THR: Take home ration

Supplemental Table 2: Inequality in coverages and opportunity gaps of nutrition interventions and their respective service delivery platforms in India, 2006 and 2016, by education

Period	Indicators	2006					2016				
		No education	Primary schooling	Secondary schooling	≥ High school	SII	No education	Primary schooling	Secondary schooling	≥ High school	SII
During pregnancy	Early ANC	25.5	42.4	63.3	88.4	66.7***	41.2	53.8	65.7	76.4	43.7***
	IFA 100+	5.9	13.3	24.8	49.7	41.9***	15.8	23.9	36.2	51.0	42.7***
	Gaps early ANC: IFA 100+	19.3	29.0	37.9	38.7	36.6***	25.4	30.0	29.4	25.2	11.5***
	ANC4+	16.0	35.5	59.2	85.3	73.2***	27.9	45.3	60.9	72.8	56.0***
	Deworming	2.4	3.5	5.4	6.5	5.5***	12.1	15.7	21.1	23.7	16.2***
	Gaps ANC 4+: Deworming	13.5	31.9	53.5	78.7	68.0***	15.7	29.5	39.7	49.0	40.7***
	THR	17.8	23.5	19.9	6.9	-1.1	50.2	59.0	56.7	34.8	-8.3
	Nutrition counseling	8.1	13.6	12.1	4.7	4.1***	33.0	43.7	44.7	27.8	3.8***
Gaps THR: Nutrition counseling	9.7	9.9	7.9	2.2	-5.5***	17.3	15.3	12.0	7.0	-12.8***	
During delivery	Institutional delivery	19.5	39.0	64.9	93.1	75.8***	63.7	75.6	89.3	97.0	44.3***
	EIBF	16.1	24.1	32.5	35.2	28.5***	38.4	42.4	46.9	42.2	9.4***
	Gaps Institutional delivery: EIBF	2.8	15.2	31.3	56.4	44.9***	27.5	34.8	43.0	54.9	4.2***
During lactation	THR	14.2	18.6	15.2	5.2	-1.9	45.4	53.5	51.8	31.3	-7.1***
	Nutrition counseling	6.0	9.5	8.6	3.4	2.6**	29.1	38.4	40.3	24.7	4.3***
	Gaps THR: Nutrition counseling	8.2	9.1	6.6	1.9	-4.7***	16.3	15.1	11.5	6.6	-11.1***
During childhood	Weight measurement	13.7	21.5	18.0	5.2	2.5*	39.0	49.9	49.5	32.1	0.9
	Weight counseling	6.4	10.8	9.5	3.3	3.1***	23.1	31.8	32.7	20.9	4.4***
	Gaps Weight: Weight counseling	7.3	10.6	8.4	1.9	-0.6	15.9	18.0	16.7	11.2	-3.5***
	ORS	18.6	24.5	34.4	53.1	32.4***	43.4	47.8	53.8	60.6	20.7***
	Zinc	0.1	0.5	0.3	1.6	1.0	17.3	20.6	21.9	26.3	9.8***
Gaps ORS: Zinc	18.6	24.0	34.0	51.4	31.9***	25.7	27.1	31.3	34.0	13.0***	

ANC: antenatal care; IFA: iron folic acid; EIBF: Early initiation of breastfeeding; ORS: Oral Rehydration Salts Solutions; THR: Take home ration

Supplemental Table 3: Inequality in coverages and c opportunity gaps of nutrition interventions and their respective service delivery platforms in India, 2006 and 2016, by wealth quintile and residential area

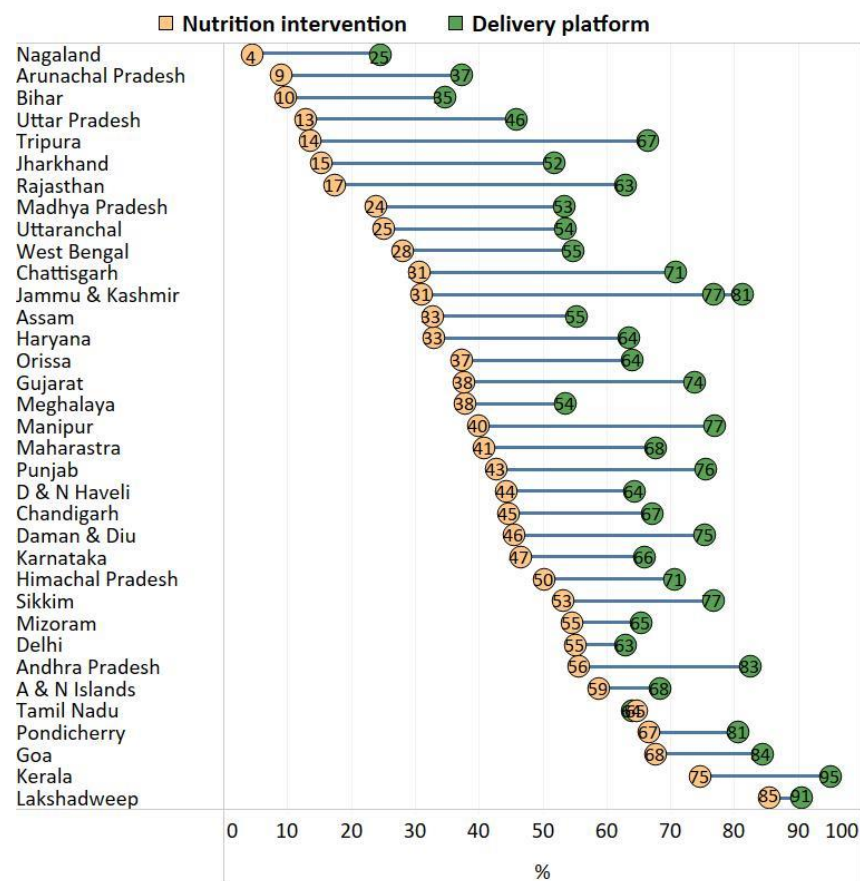
Period	Residence	Indicators	2006					2016						
			Q1	Q2	Q3	Q4	Q5	SII	Q1	Q2	Q3	Q4	Q5	SII
During pregnancy	Rural	Early ANC	24.8	40.2	51.9	66.9	74.7	52.2***	35.7	50.5	58.9	67.4	74.3	44.7***
		IFA 100+	6.8	11.8	18.0	29.9	40.9	27.5***	13.2	21.5	29.6	35.9	43.9	35.4***
		Gaps early ANC: IFA 100+	17.9	28.1	33.6	36.4	33.6	31.6***	22.4	29.0	29.3	31.4	30.4	18.1***
	Urban	Early ANC	33.6	47.5	55.3	70.5	83.6	54.7***	39.9	52.5	59.9	69.6	76.8	30.8***
		IFA 100+	8.1	13.0	18.2	27.2	41.6	41.4***	18.5	25.8	33.7	40.2	49.3	30.2***
		Gaps early ANC: IFA 100+	25.3	34.2	36.5	43.0	41.5	16.3***	21.4	26.9	26.3	29.4	27.4	1.4
	Rural	ANC4+	14.7	30.7	45.0	59.3	73.2	56.0***	20.7	39.5	53.0	62.2	67.5	55.6***
		Deworming	2.7	4.2	4.2	5.9	5.5	3.7***	11.4	15.8	18.9	20.2	21.5	12.6***
		Gaps ANC 4+: Deworming	11.9	26.4	40.4	53.1	67.3	51.8***	9.3	23.7	34.1	42.0	46.0	40.8***
	Urban	ANC4+	30.5	42.4	55.3	70.0	83.6	58.7***	31.6	47.1	57.7	67.1	74.1	32.6***
		Deworming	1.7	3.7	3.8	5.1	5.7	4.2***	13.6	18.4	21.0	22.0	22.8	5.1**
		Gaps ANC 4+: Deworming	28.9	38.7	51.3	64.7	77.6	53.6***	17.8	28.6	36.8	45.0	51.3	26.0***
	Rural	THR	22.1	24.2	22.2	17.6	12.0	-3.8*	52.3	61.5	65.7	61.5	53.4	6.7***
		Nutrition counseling	10.6	14.2	12.8	10.2	6.4	1.6	32.4	44.6	50.4	48.6	41.2	16.2***
		Gaps THR: Nutrition counseling	11.5	10.0	9.5	7.4	5.7	-5.3***	19.9	16.9	15.3	12.9	12.2	-9.0***
Urban	THR	17.5	17.4	11.5	8.3	2.4	-20.2***	48.9	49.9	48.0	40.3	27.4	-32.0***	
	Nutrition counseling	11.4	9.7	7.0	4.6	1.3	-12.8***	34.2	38.6	39.8	33.2	22.9	-23.9***	
	Gaps THR: Nutrition counseling	6.1	7.7	4.5	3.7	1.1	-9.5***	14.8	11.4	8.2	7.1	4.5	-10.0***	
During delivery	Rural	Institutional delivery	17.4	32.9	49.0	64.3	82.6	58.8***	60.8	74.3	82.2	89.1	94.7	40.9***
		EIBF	16.7	24.9	30.0	30.9	34.1	22.2***	39.0	42.7	44.9	45.2	44.6	7.9***
		Gaps Institutional delivery: EIBF	0.7	7.8	19.5	36.0	48.5	36.3***	24.8	34.0	39.5	45.5	50.8	6.0***
	Urban	Institutional delivery	35.5	49.5	64.9	79.5	90.5	59.6***	64.3	75.8	84.0	91.5	96.1	24.9***
		EIBF	23.6	26.9	28.4	31.5	30.5	7.5*	43.7	47.6	44.8	47.3	42.9	-4.9*
		Gaps Institutional delivery: EIBF	12.6	23.9	38.3	48.3	60.4	38.1***	24.5	30.3	41.2	44.6	53.8	10.2***
During lactation	Rural	THR	18.1	18.5	17.1	12.6	8.1	-5.8***	47.5	56.4	59.0	56.2	48.0	5.5***
		Nutrition counseling	8.0	10.0	9.2	7.1	4.8	0.5	28.3	39.8	44.5	43.9	36.7	15.3***
		Gaps THR: Nutrition counseling	10.1	8.4	7.9	5.5	3.3	-6.2***	19.2	16.6	14.5	12.3	11.2	-9.2***
	Urban	THR	13.8	14.0	8.5	5.8	1.7	-16.6***	48.1	46.5	44.4	36.9	24.3	-31.8***
		Nutrition counseling	8.2	6.1	4.9	3.0	0.8	-8.9***	32.3	35.7	36.2	30.3	20.6	-22.7***
		Gaps THR: Nutrition counseling	5.6	7.8	3.6	2.8	0.9	-8.5***	15.8	10.8	8.2	6.6	3.7	-8.9***
During childhood	Rural	Weight measurement	17.9	20.8	20.1	16.7	11.4	2.9	39.2	50.2	55.1	54.0	48.4	15.3***
		Weight counseling	8.8	10.4	9.9	8.1	6.5	0.4	22.5	31.8	36.2	35.9	30.7	13.8***

		Gaps Weight: Weight counseling	9.1	10.4	10.1	8.6	4.8	-0.2	16.7	18.3	18.9	18.1	17.6	1.4*
	Urban	Weight measurement	10.7	12.7	11.4	6.7	3.0	-12.7***	41.3	41.9	44.1	37.8	26.3	-25.6***
		Weight counseling	6.5	7.4	6.0	3.4	1.2	-8.5***	24.7	27.4	29.7	25.2	17.5	-16.7***
		Gaps Weight: Weight counseling	4.2	5.3	5.4	3.3	1.9	-4.4***	16.6	14.6	14.4	12.6	8.9	-9.0***
	Rural	ORS	18.6	22.0	33.9	44.8	45.1	28.3***	41.7	47.1	48.8	53.4	56.4	16.7***
		Zinc	0.1	0.2	0.0	1.0	1.0	0.7	17.7	18.4	21.0	21.3	22.5	6.0***
		Gaps ORS: Zinc	18.5	21.7	33.9	43.7	43.9	27.4***	23.6	28.0	27.1	31.7	33.9	12.3***
	Urban	ORS	22.2	26.0	28.7	34.8	46.4	28.9***	54.0	49.5	50.7	60.5	62.2	16.0***
		Zinc	1.6	0.7	0.7	0.1	0.3	-1.5	12.9	22.8	22.0	23.6	27.0	9.5*
		Gaps ORS: Zinc	20.5	25.4	28.1	34.7	46.2	28.3***	41.5	25.5	28.8	36.3	35.0	4.0

ANC: antenatal care; IFA: iron folic acid; EIBF: Early initiation of breastfeeding; ORS: Oral Rehydration Salts Solutions; THR: Take home ration

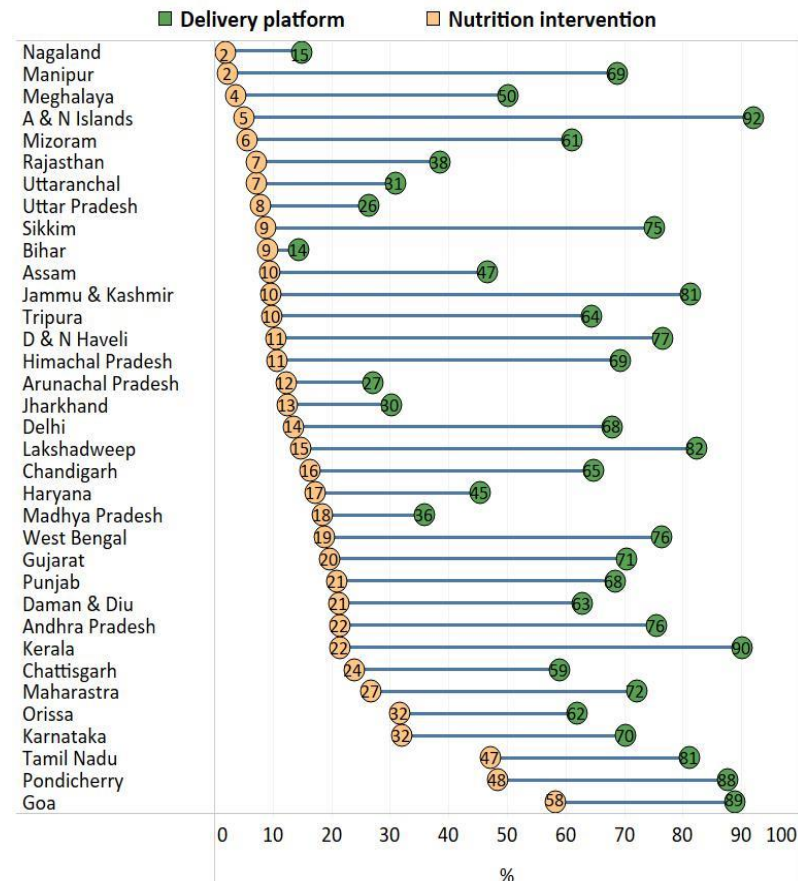
Supplemental Figure 1: Opportunity gaps during pregnancy in different states in India in 2016

a) Early ANC: IFA 100+



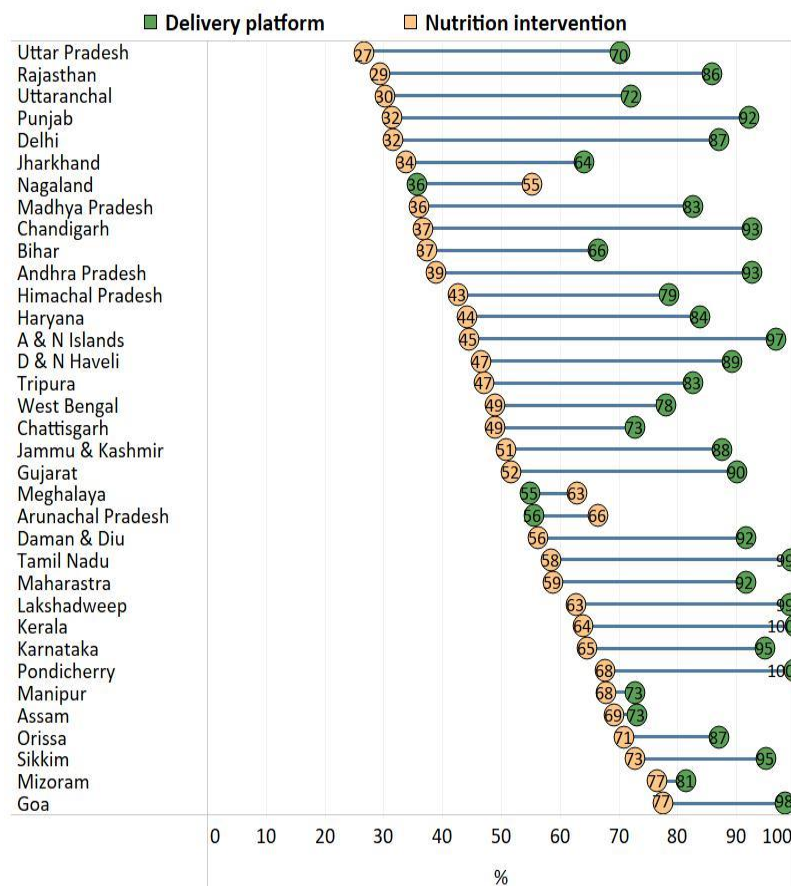
ANC: antenatal care; IFA: iron folic acid.

b) ANC 4+: Deworming



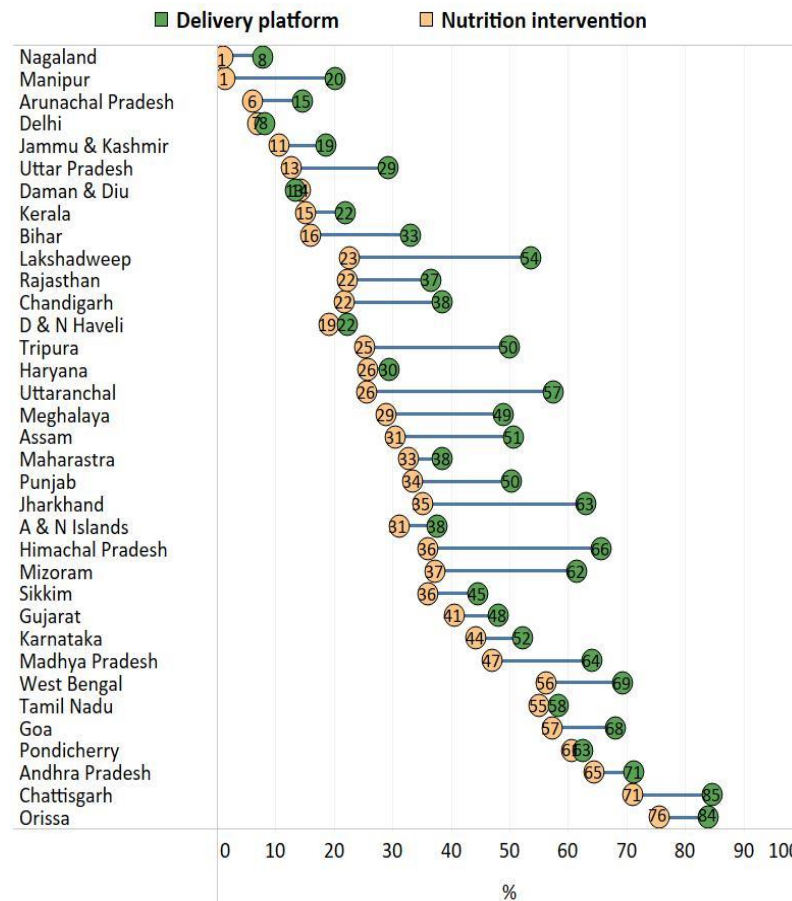
Supplemental Figure 2: Opportunity gaps during delivery and lactation in different states in India in 2016

a) Institutional delivery: EIBF



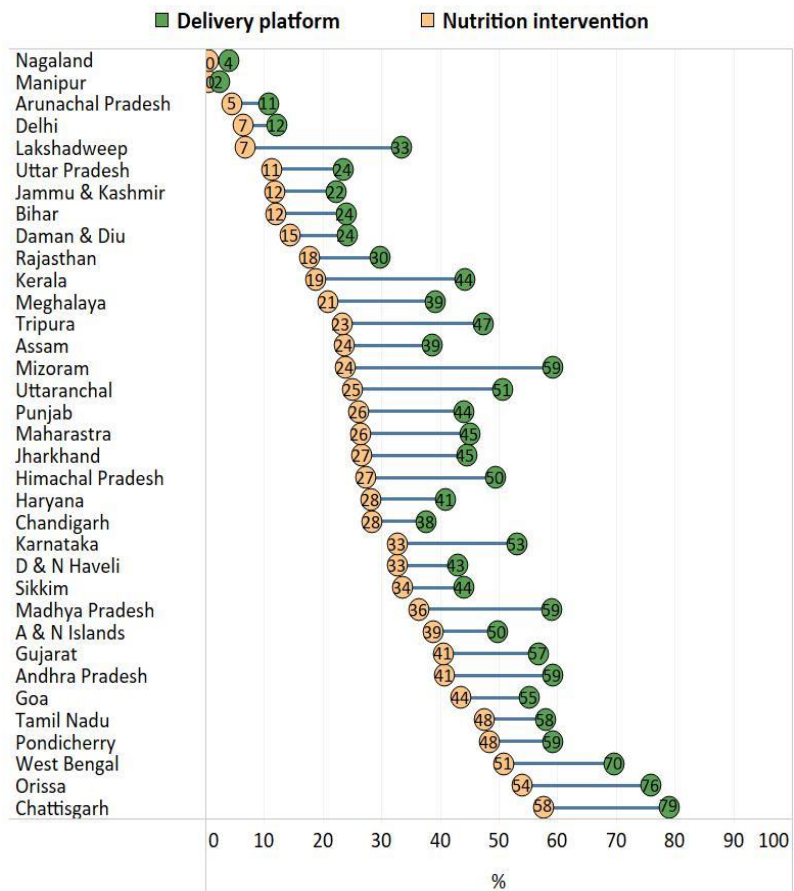
EIBF: Early initiation of breastfeeding

b) Food supplementation during lactation: Nutrition counseling

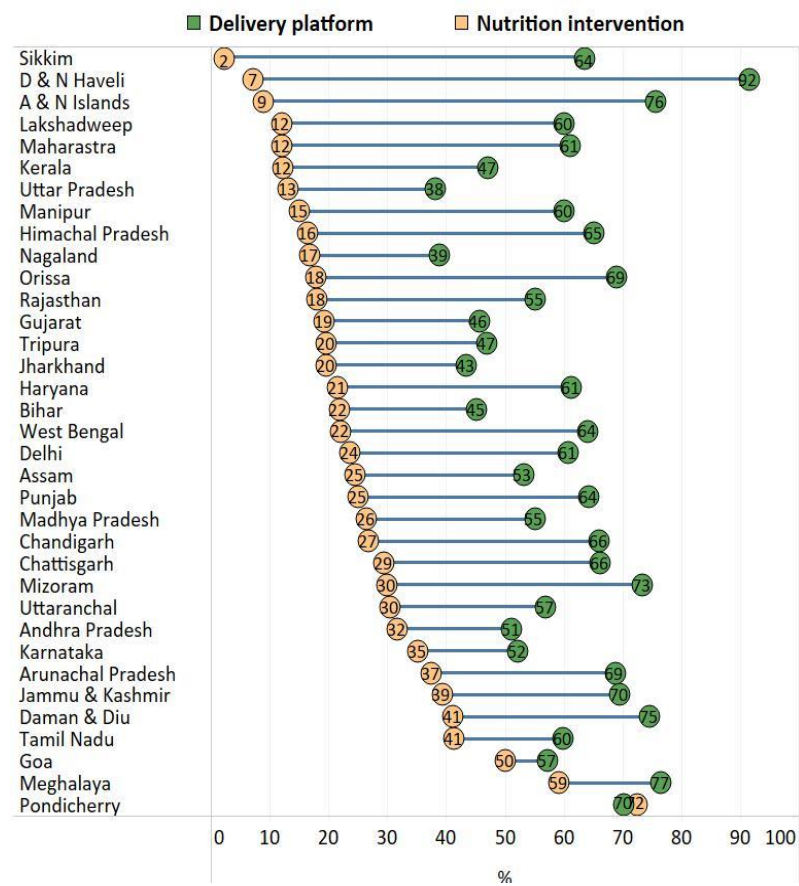


Supplemental Figure 3: Opportunity gaps during childhood in different states in India in 2016

a) Child weight: Weight counseling



b) ORS: Zinc



ORS: Oral Rehydration Salts Solutions.