

Supplementary Material

1.1 Supplementary Figures

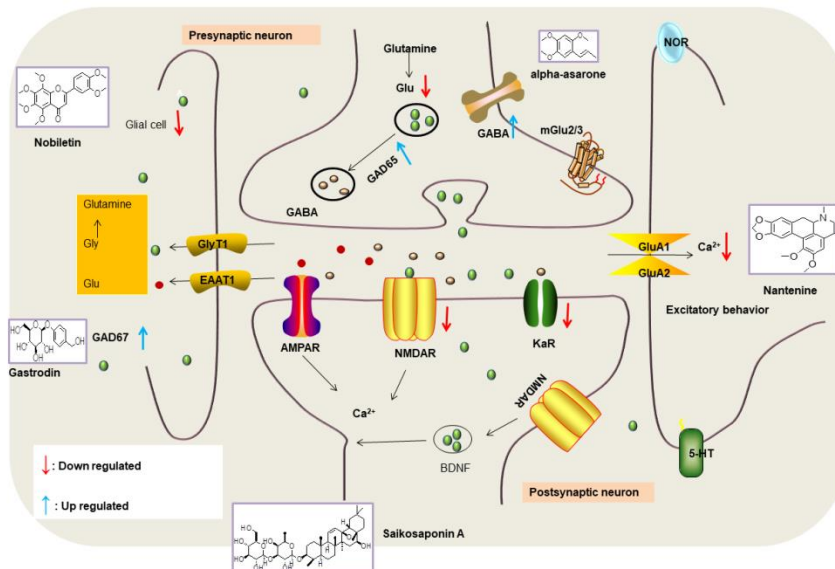


Figure 1. Effects of natural drugs on receptor pathway. α -amino-3-hydroxy-5-methyl-4-isoxazolepropionic acid receptor (AMPA), brain-derived neurotrophic factor (BDNF), excitatory amino acid transporter (EAAT), γ -aminobutyric acid (GABA), glutamate decarboxylase (GAD), glutamate (Glu), glycine (Gly), N-methyl-D-aspartate receptor (NMDAR)

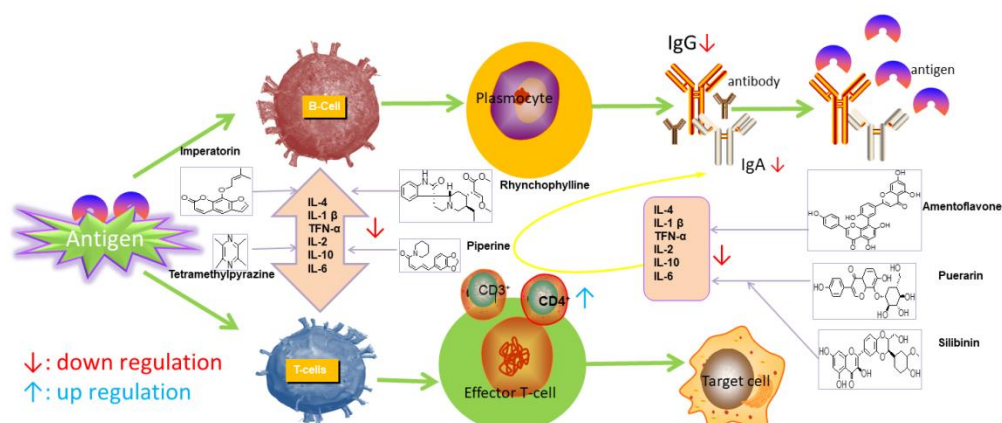


Figure 2. Effects of natural drugs on immune system. Interleukin 1 β (IL-1 β), interleukin 6 (IL-6), tumor necrosis factor- α (TNF- α)

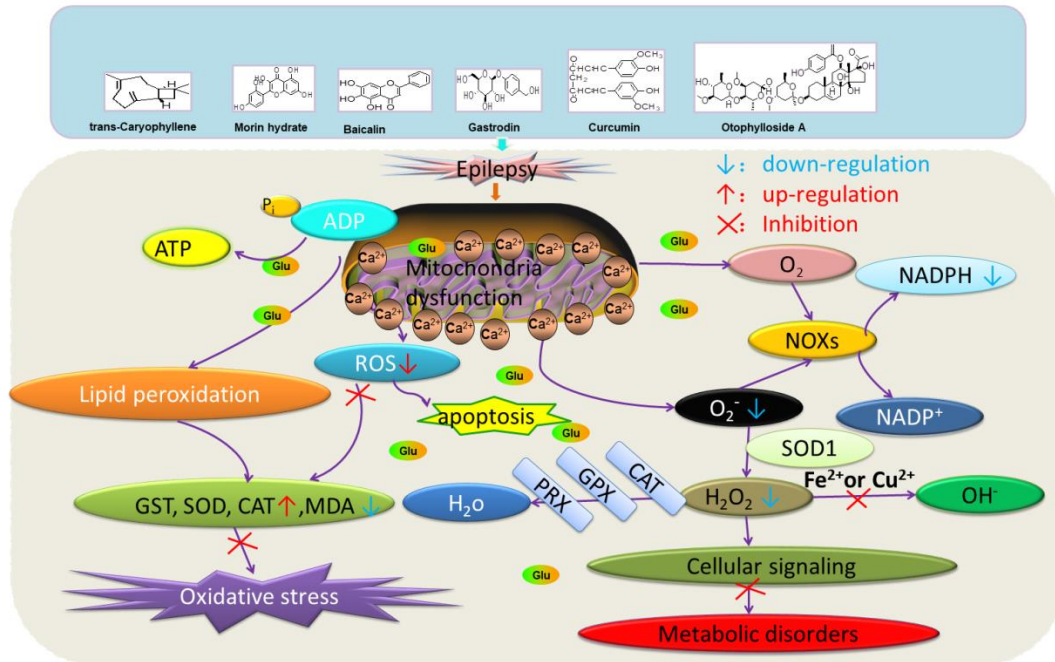


Figure 3. Effects of natural drugs on mitochondrial damage and oxidative stress. Adenosine triphosphate (ATP), adenosine diphosphate (ADP), catalase (CAT), glutathione S-transferase (GST), glutathione peroxidase (GPX), peroxiredoxin (PRX), malondialdehyde (MDA), reactive oxygen species (ROS), superoxide dismutase (SOD), nicotinamide adenine dinucleotide phosphate (NADPH) oxidase (NOXs)

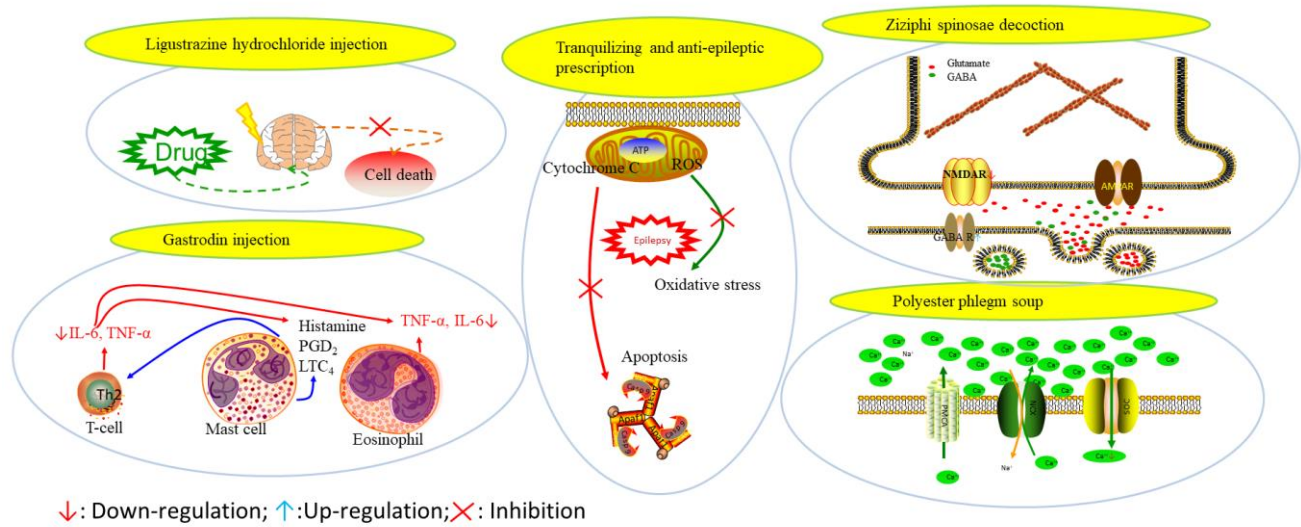


Figure 4. The therapeutic mechanism of integrated Chinese and Western medicine. Interleukin 6 (IL-6), reactive oxygen species (ROS), tumor necrosis factor- α (TNF- α), prostaglandin D2 (PGD₂), leukotriene C4 (LTC₄), γ -aminobutyric acid (GABA)