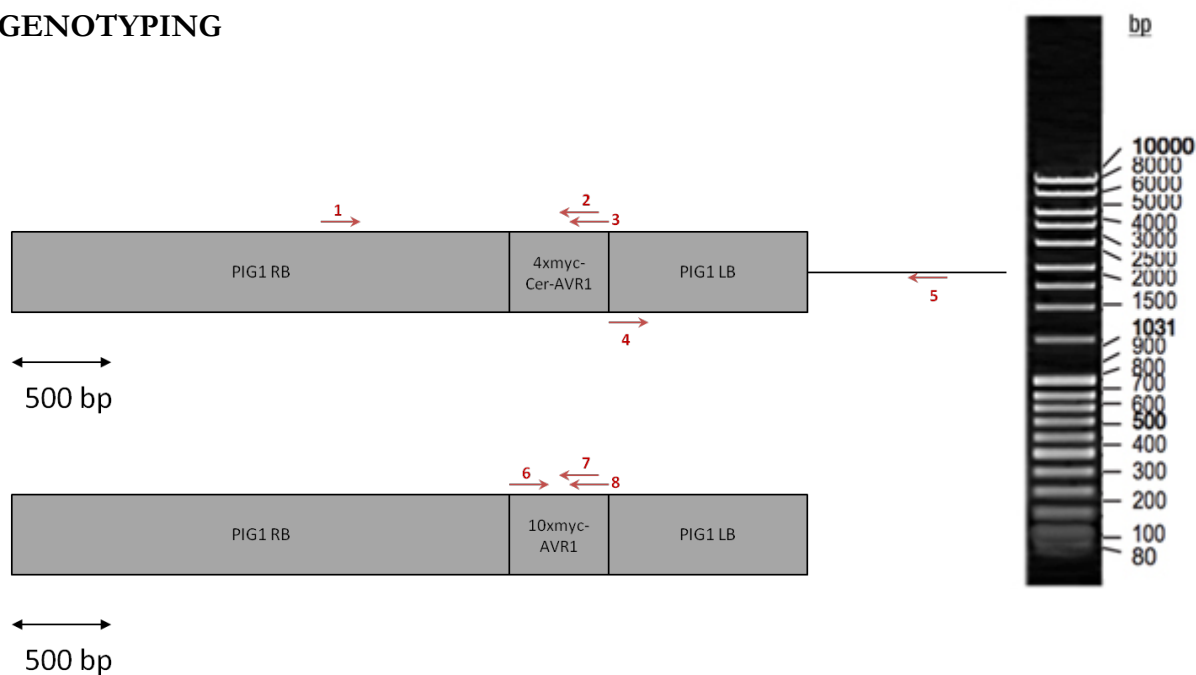


Addendum to Figure S1 in Overdijk et al.

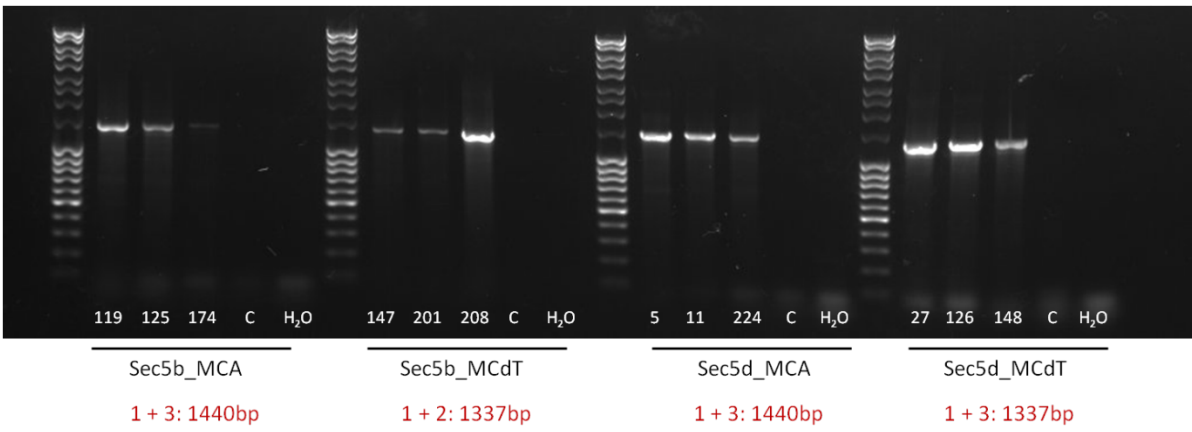
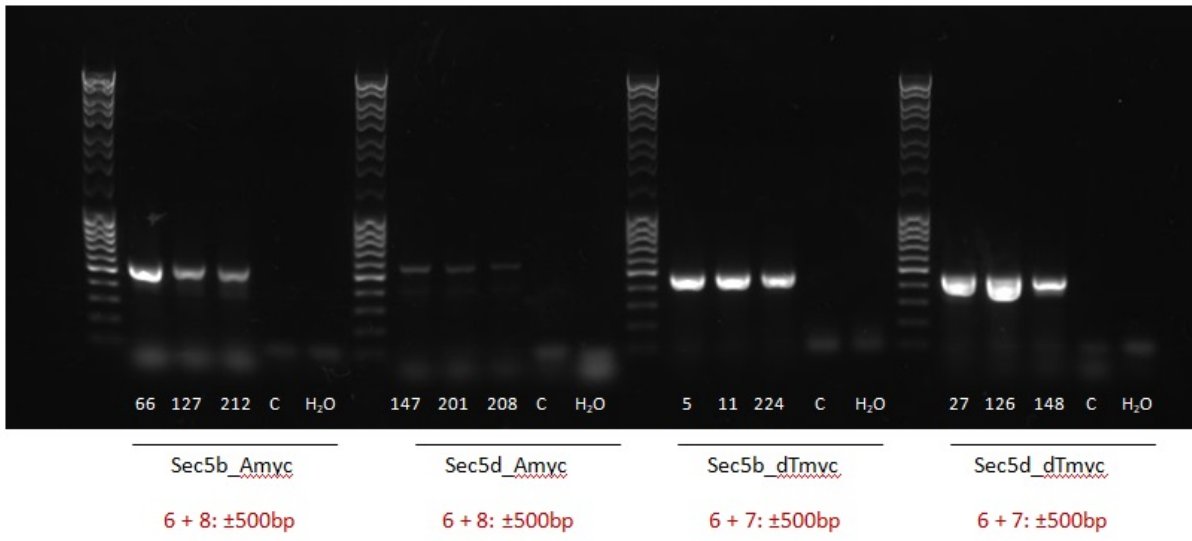
GENOTYPING



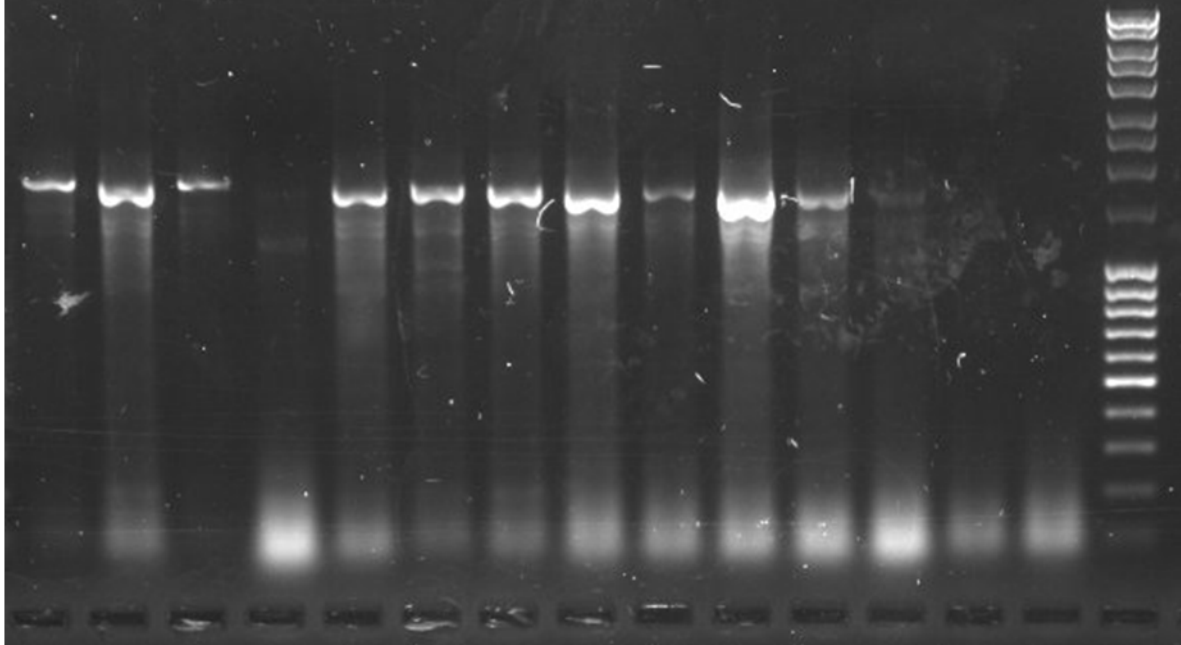
- 1: EO120
- 2: EO122
- 3: EO121
- 4: JK130
- 5: EO114
- 6: EO117
- 7: EO085
- 8: EO115

Primers and programs used in this study

Genotyping goal	Primers	Sequence (5'-3')	Length (min)	T.an (°C)	T.ext (°C)
AVR1_myc	F EO117	CACCgcagaATGTTTCGACCACG	00:02:00	55	72
	R EO115	TTAAAATGGTACCACAACATGTCCACC			
AVR1dT_myc	F EO117	CACCgcagaATGTTTCGACCACG	00:01:30	55	72
	R EO85	TTACCTCCACTTCACAGCCCCTG			
myc_Cer_AVR1	F EO120	ATGGGGTTAATTAACGGTGAACAAAAGC	00:01:45	57	72
	R EO121	AAATGGTACCACAACATGTCCACCAAG			
myc_Cer_AVR1dT	F EO120	ATGGGGTTAATTAACGGTGAACAAAAGC	00:01:45	57	72
	R EO122	CCTCCACTTCACAGCCCCTG			
Left Flank AVR1	F JK130	TGCTAAGGCAGGGTTGTTACG	00:04:00	53	67
	R EO114	CCCTCTGCCGACCCATATTC			



Sec5b-GFP



66 127 212 5 11 224 119 125 174 17 235 422 C H₂O

Amyc

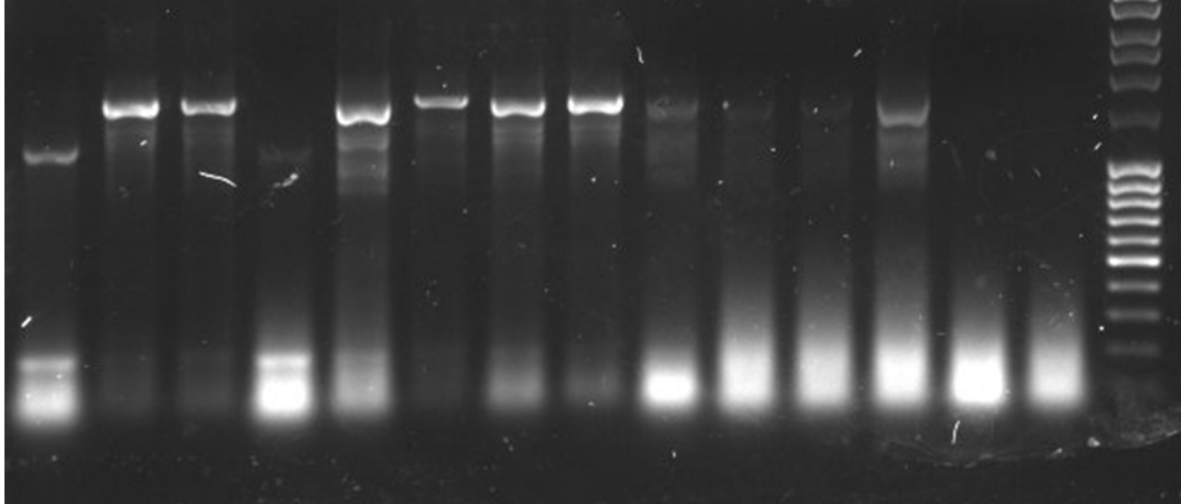
dTmyc

MCA

MCdT

4 + 5: ±1700kb

Sec5d-GFP



147 201 208 27 126 148 9 11 26 3 15 18 C H₂O

Amyc

dTmyc

MCA

MCdT

4 + 5: ±1700kb