

Supplementary Information

Identification of Vinyl Sulfone Derivatives as EGFR Tyrosine Kinase Inhibitor: In Vitro and In Silico Studies

Thitinan Aiebchun ¹, Panupong Mahalapbutr ², Atima Auepattanapong ³, Onnicha Khaikate ³, Supaphorn Seetaha ⁴, Lueacha Tabtimmai ⁵, Chutima Kuhakarn ³, Kiattawee Choowongkomon ^{4,*} and Thanyada Rungrotmongkol ^{1,6,*}

¹ Biocatalyst and Environmental Biotechnology Research Unit, Department of Biochemistry, Faculty of Science, Chulalongkorn University, Bangkok, Thailand; thitinan1906@gmail.com

² Department of Biochemistry, Faculty of Medicine, Khon Kaen University, Khon Kaen 40002, Thailand; panupma@kku.ac.th

³ Department of Chemistry and Center of Excellence for Innovation in Chemistry (PERCH-CIC), Faculty of Science, Mahidol University, Bangkok, Thailand; iceatima.12@gmail.com (A.A.); onnicha.khai@gmail.com (O.K.); chutima.kon@mahidol.ac.th (C.K.)

⁴ Department of Biochemistry, Faculty of Science, Kasetsart University, Chatuchak, Bangkok 10900, Thailand; supaporn.se@ku.th

⁵ Department of Biotechnology, Faculty of Applied Science, King Mongkut's University of Technology of North Bangkok, Bangkok, Thailand; Lueacha.t@sci.kmutnb.ac.th

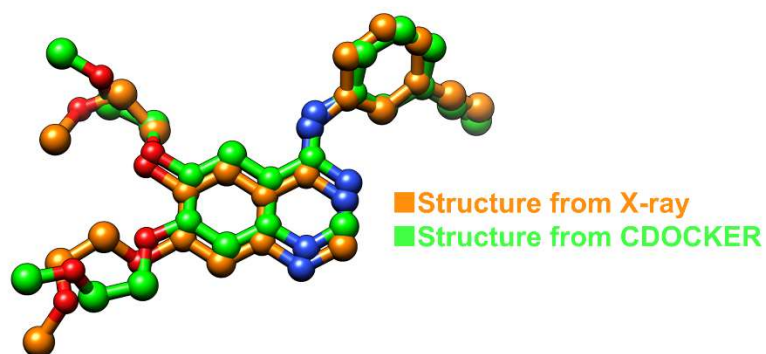
⁶ Program in Bioinformatics and Computational Biology, Faculty of Science, Chulalongkorn University, Bangkok, Thailand

* Corresponding: kiattawee.c@ku.th (K.C.); t.rungrotmongkol@gmail.com (T.R.); Tel: +66-2218-5426 (T.R.); Fax: +66-2218-5418 (T.R.)

Table of Contents

1. Figure S1. Superimposition of ligands between X-ray structure and CDOCKER docking	S3
2. Figure S2. Binding pose between VF16 and known drug within EGFR-TK	S3
3. Figure S3. The IC ₅₀ curves of kinase inhibitory activity of VF16 against EGFR-TK, JAK3, and HER2	S4

1. Figure S1



RMSD = 1.90 Å

Figure S1. Superimposition of ligands between X-ray structure (orange) and CDOCKER docking (green).

2. Figure S2

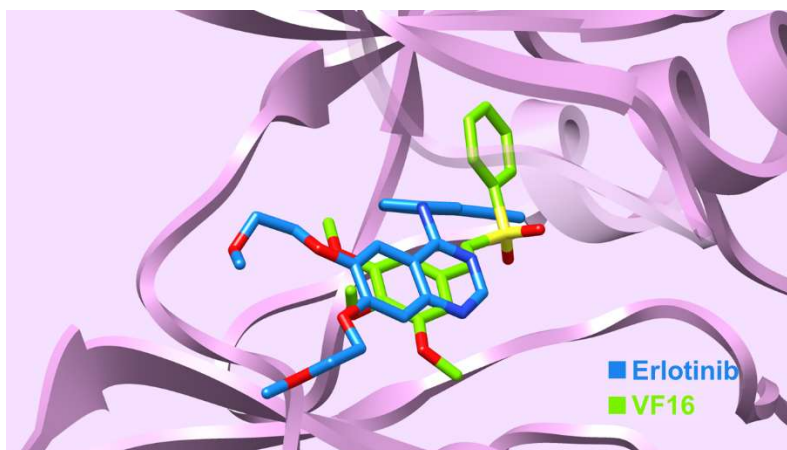


Figure S2. Binding pose between VF16 and known drug within EGFR-TK.

3. Figure S3

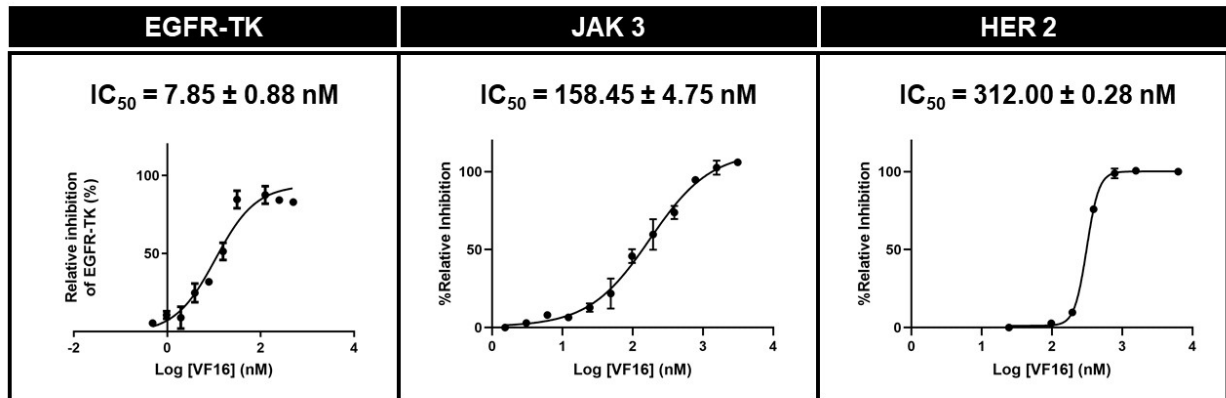


Figure S3. The IC_{50} curves of kinase inhibitory activity of VF16 against EGFR-TK, JAK3, and HER2.