

Supplementary Information

Matrine treatment reduces retinal ganglion cells apoptosis in experimental optic neuritis

Jian Kang^{1,+}, Shuqing Liu^{1,+}, Yifan Song², Yaojuan Chu¹, Mengru Wang¹,

Yamin Shi³, Fengyan Zhang^{4,*} & Lin Zhu^{1,*}

¹ Department of Pharmacy, The First Affiliated Hospital of Zhengzhou

University, Zhengzhou, Henan, China

² Department of Ophthalmology, Peking University Third Hospital, Beijing Key

Laboratory for Restoration of Injured Ocular Nerve, Peking University Third

Hospital, Beijing, China

³ Department of Chinese Medicine, The First Affiliated Hospital of Zhengzhou

University, Zhengzhou, Henan, China

⁴ Department of Ophthalmology, The First Affiliated Hospital of Zhengzhou

University, Zhengzhou, Henan, China

* corresponding author: Lin Zhu, zhulin66zhulin@163.com

+ these authors contributed equally to this work

Supplementary Figures

The original Western blot images

Figure 7 Bax

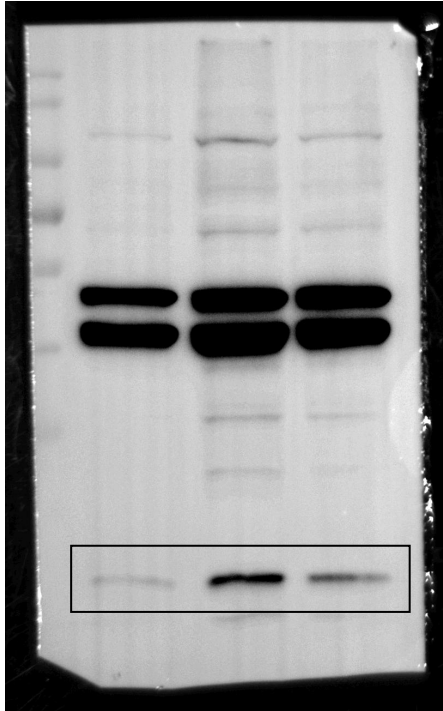


Figure 7 Bcl-2

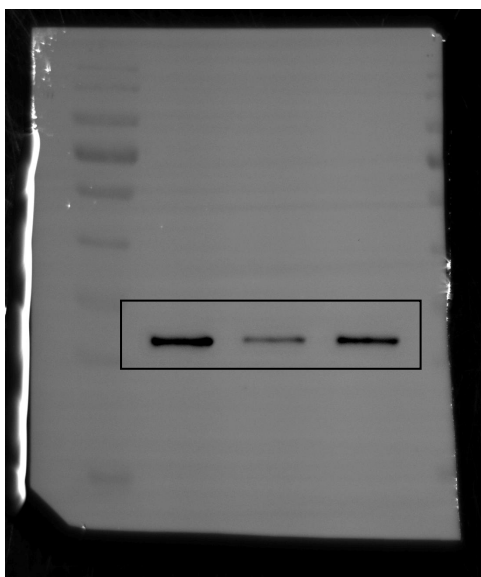


Figure 7 p-Akt

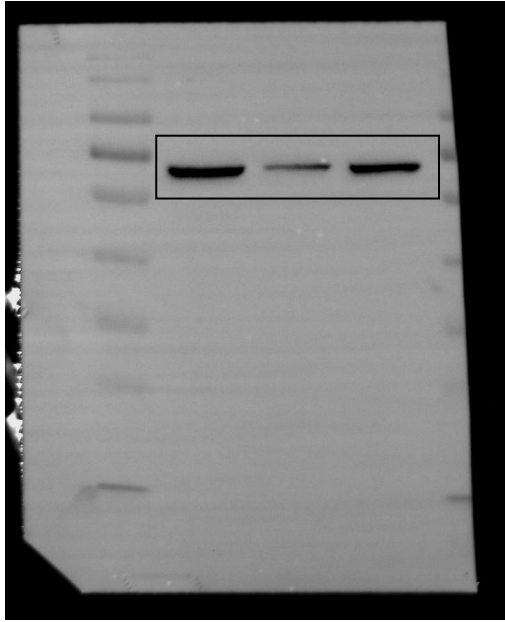


Figure 7 Akt

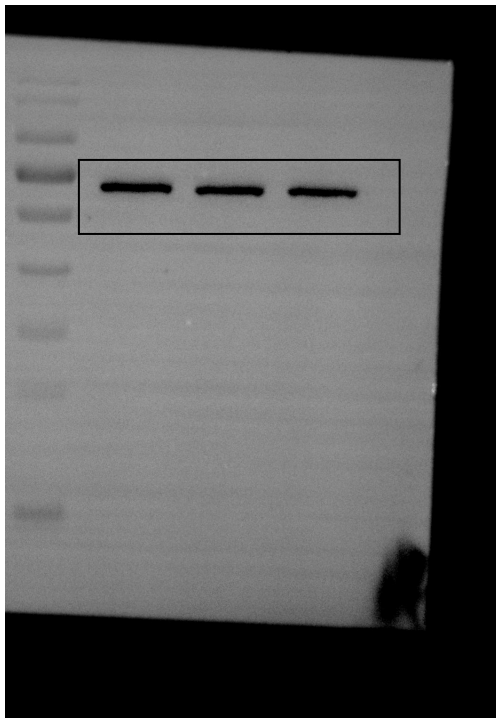


Figure 7 β -actin

