Figure S4


A
Mock
KO#2
+WT
+Y318A
KLM1
1
1. PAI-1

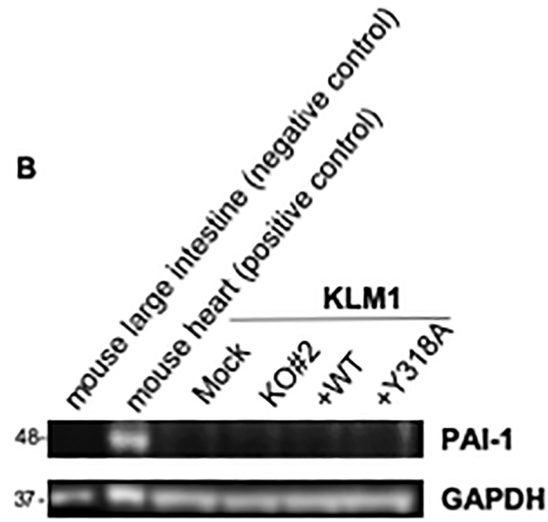
B
mouse large intestine (negative control)
mouse heart (positive control)
KLM1
Mock
KO#2
+WT
+Y318A
48-
PAI-1
37-
GAPDH

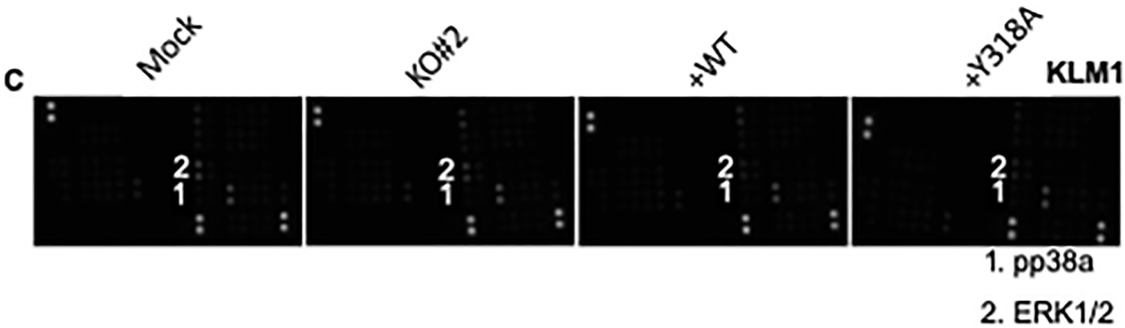
C
Mock
KO#2
+WT
+Y318A
KLM1
2
1
1. pp38a
2. ERK1/2


D
Mock
KO#2
+WT
+Y318A
KLM1
2
1
1. Cathepsin B
2. MMP-7

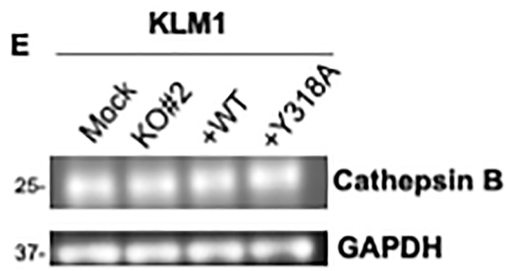
E
KLM1
Mock
KO#2
+WT
+Y318A
25-
Cathepsin B
37-
GAPDH