

Richards et al. Supplemental Figure 1: sgRNA Off-Target Sanger Sequencing

A. Guide 4 Off-Target Sanger Sequencing

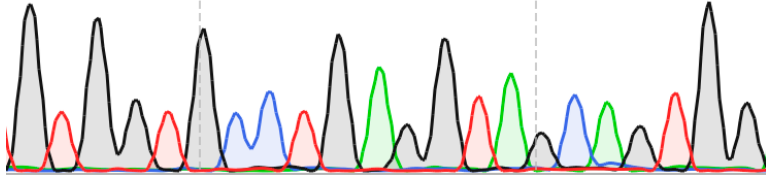
Guide 4 Sequence: GTGTTGCCCTGACGTAGCAG**TGG**

Location: Chr8:115751069

Sequence: GTGGTGCCTGAGGTAGCAG**TGG**

COSMID Score: 2.01

G T G G T G C C T G A G G T A G C A G T G G

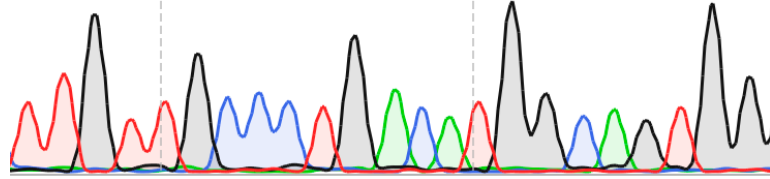


Location: Chr2:33139660

Sequence: TTGTTGCCCTGACATGGCAG**TGG**

COSMID Score: 3.72

T T G T T G C C C T G A C A T G G C A G T G G



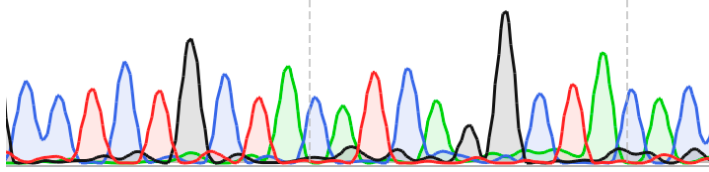
Location: ChrX:57746102

Sequence: GTGTAGCCTGATGTAGCAG**AGG**

COSMID Score: 2.03

Chromatogram displaying complementary sequence:

C C T C T G C T A C A T C A G G C T A C A C



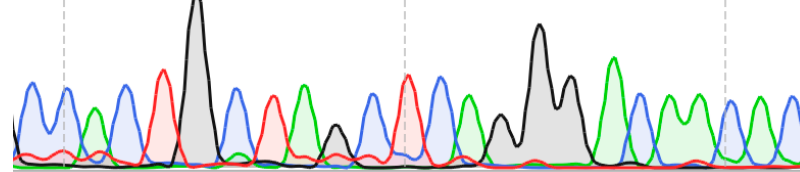
Location: Chr8:86472947

Sequence: GTGTTGTCCCTGAGCTAGCAG**TGG**

COSMID Score: 3.72

Chromatogram displaying complementary sequence:

C C A C T G C T A G C T C A G G G A C A A C A C



B. Guide 8 Off-Target Sanger Sequencing

Guide 8 Sequence: TTTGGGCAGGTAAGCCTGTT**GGG**

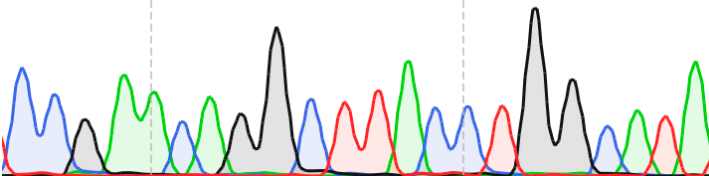
Location: Chr13:35827032

Sequence: TATGCCAGGTAAGCCTGTT**CGG**

COSMID Score: 1.02

Chromatogram displaying complementary sequence:

C C G A A C A G G C T T A C C T G G C A T A

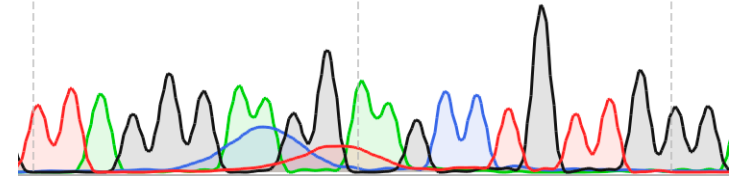


Location: Chr12:95441363

Sequence: TTAGGGAAGGAAGCCTGTT**GGG**

COSMID Score: 1.59

T T A G G G A A G G A A G C C T G T T G G G



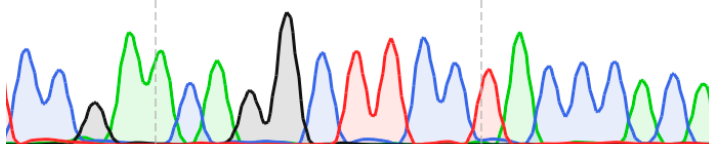
Location: Chr1:22629912

Sequence: TGTGGGTAGGAAGCCTGTT**CGG**

COSMID Score: 1.57

Chromatogram displaying complementary sequence:

C C G A A C A G G C T T C C T A C C C A C A



Location: Chr5:110339511

Sequence: TCTGGTCAGGTAAGCCTGTT**GGG**

COSMID Score: 1.84

Chromatogram displaying complementary sequence:

C C C A A C A G G C T T T A C C T G A C C A G A

