BMJ Publishing Group Limited (BMJ) disclaims all liability and responsibility arising from any reliance placed on this supplemental material which has been supplied by the author(s)

Figure S4

A

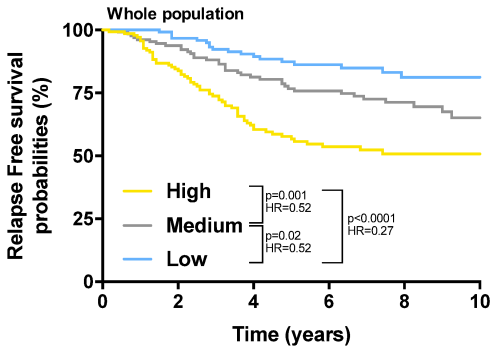

N° at risk	0	2	4	6	8	10
High	142	112	71	48	28	13
Medium	131	117	93	74	54	24
Low	126	117	93	67	41	17

B

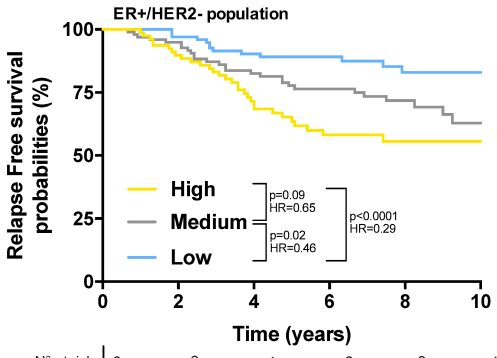

N° at risk	0	2	4	6	8	10
High	82	70	47	31	18	10
Medium	99	88	70	56	40	16
Low	104	96	76	58	35	15

C

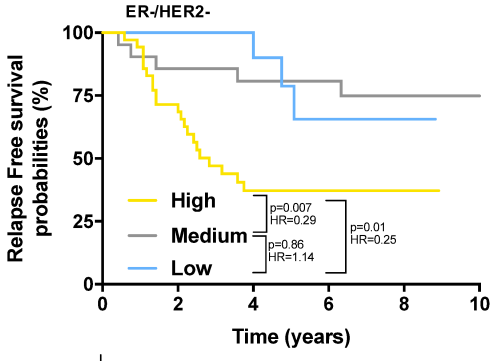

N° at risk	0	2	4	6	8	10
High	36	25	12	8	2	1
Medium	21	19	17	15	10	5
Low	13	13	10	4	2	1

D

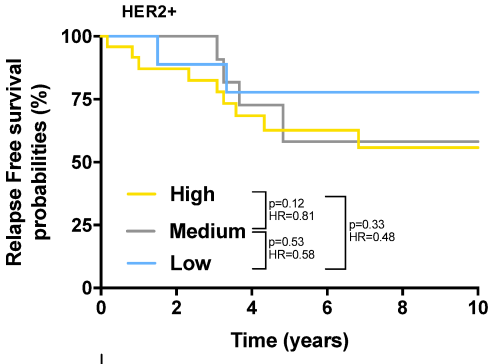

N° at risk	0	2	4	6	8	10
High	24	19	15	9	6	3
Medium	11	11	8	5	5	3
Low	9	9	8	7	4	2

E

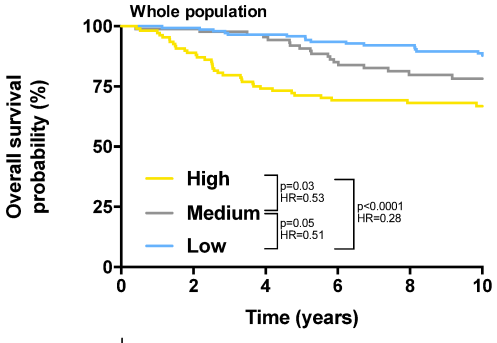

N° at risk	0	2	4	6	8	10
High	109	96	81	71	57	52
Medium	88	88	83	73	54	49
Low	145	145	135	123	114	102

F

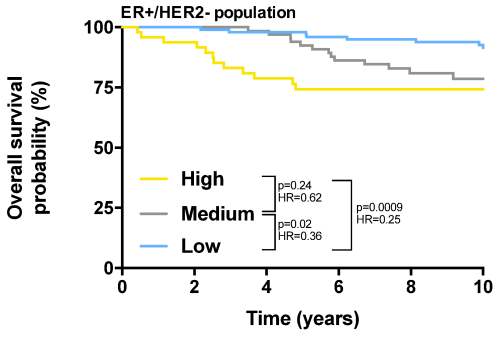

N° at risk	0	2	4	6	8	10
High	48	44	38	31	25	22
Medium	67	67	65	57	40	35
Low	104	104	98	92	86	78

G

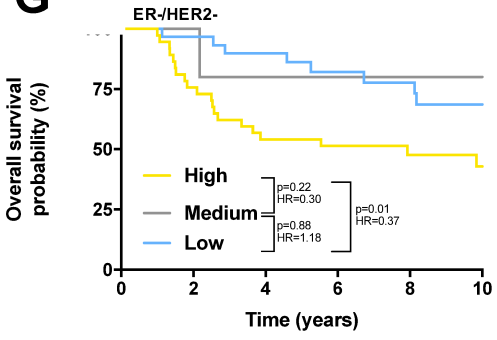

N° at risk	0	2	4	6	8	10
High	37	28	21	19	12	9
Medium	5	5	5	5	3	2
Low	30	30	26	20	17	13

H

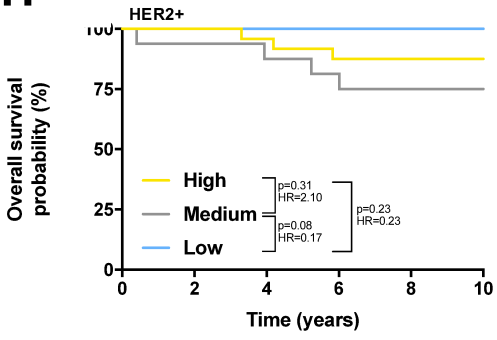

N° at risk	0	2	4	6	8	10
High	24	24	23	22	21	21
Medium	16	16	15	13	13	12
Low	11	11	11	11	11	11